
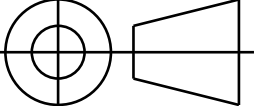
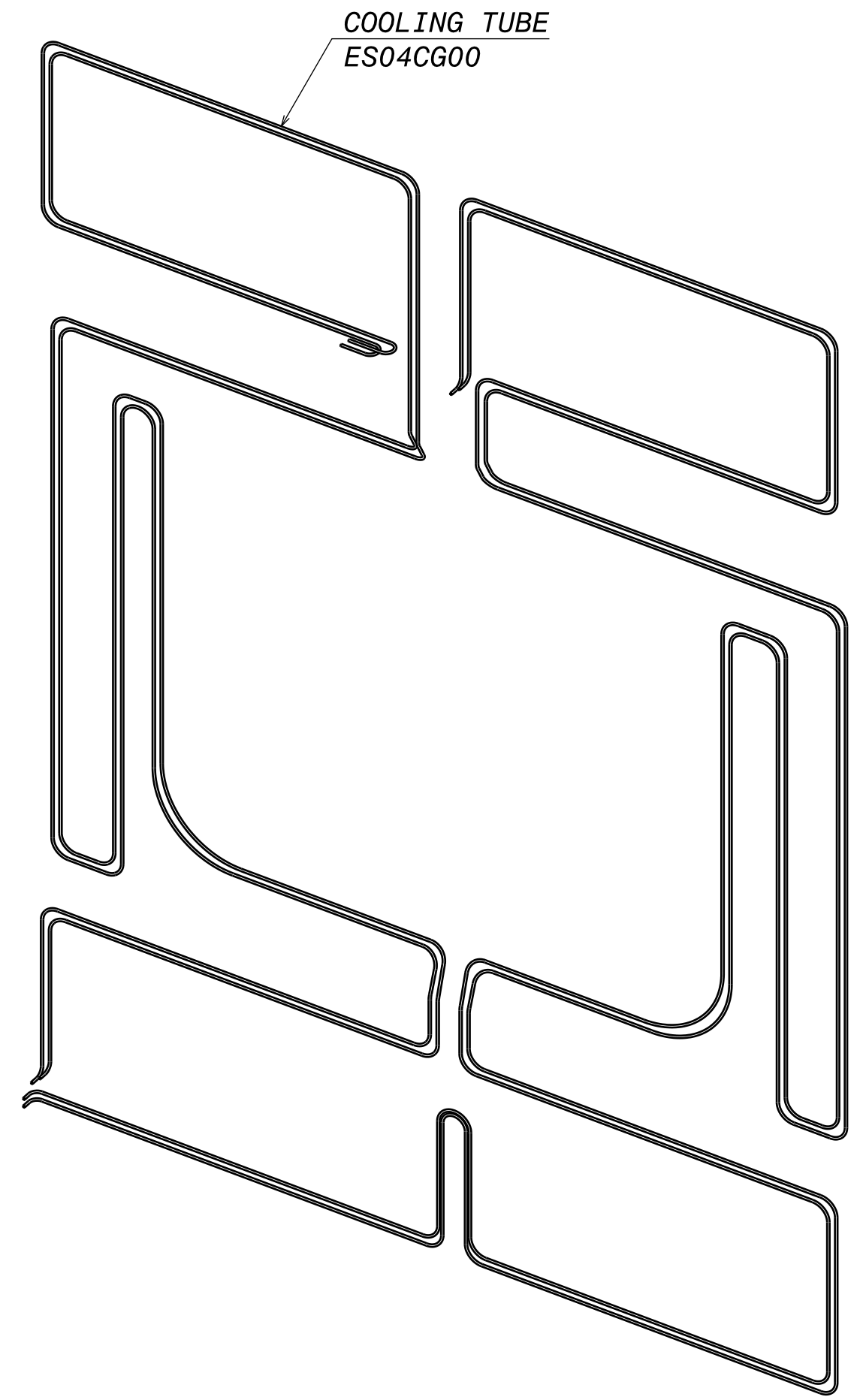


	1	2	3	4	5	6	7	8			
A											
B											
C											
D											
					REV No.	DETAILS OF MODIFICATION	SHEET No.	GRID REF	DATE	DCR No.	
					DRW DOC ID	SSBDJY	RELEASED BY	ITER Organization			
					LINKED EV5 PT ID	SNNVNR	CHECKED BY				
					PBS TITLE	Thermal Shields Equatorial TS Equatorial Cryostat TS	APPROVED BY				WUS
					REV DATE	06 Mar 17	PT MATURITY	MD	PT VERSION	---	
					SHEET FORMAT	A3	SCALE	1:1	PT STATUS	C	
					THIRD ANGLE PROJECTION		SHEET	01	N° OF SHEETS	15	
							PBS 3 LEVELS	27 02 ES	DRAWING NUMBER	014101	
								REVISION	---	DR STATUS	C
	REV No.	DETAILS OF MODIFICATION	SHEET No.	GRID REF	DATE	DCR No.					
	1	2	3	4	5	6	7	8			

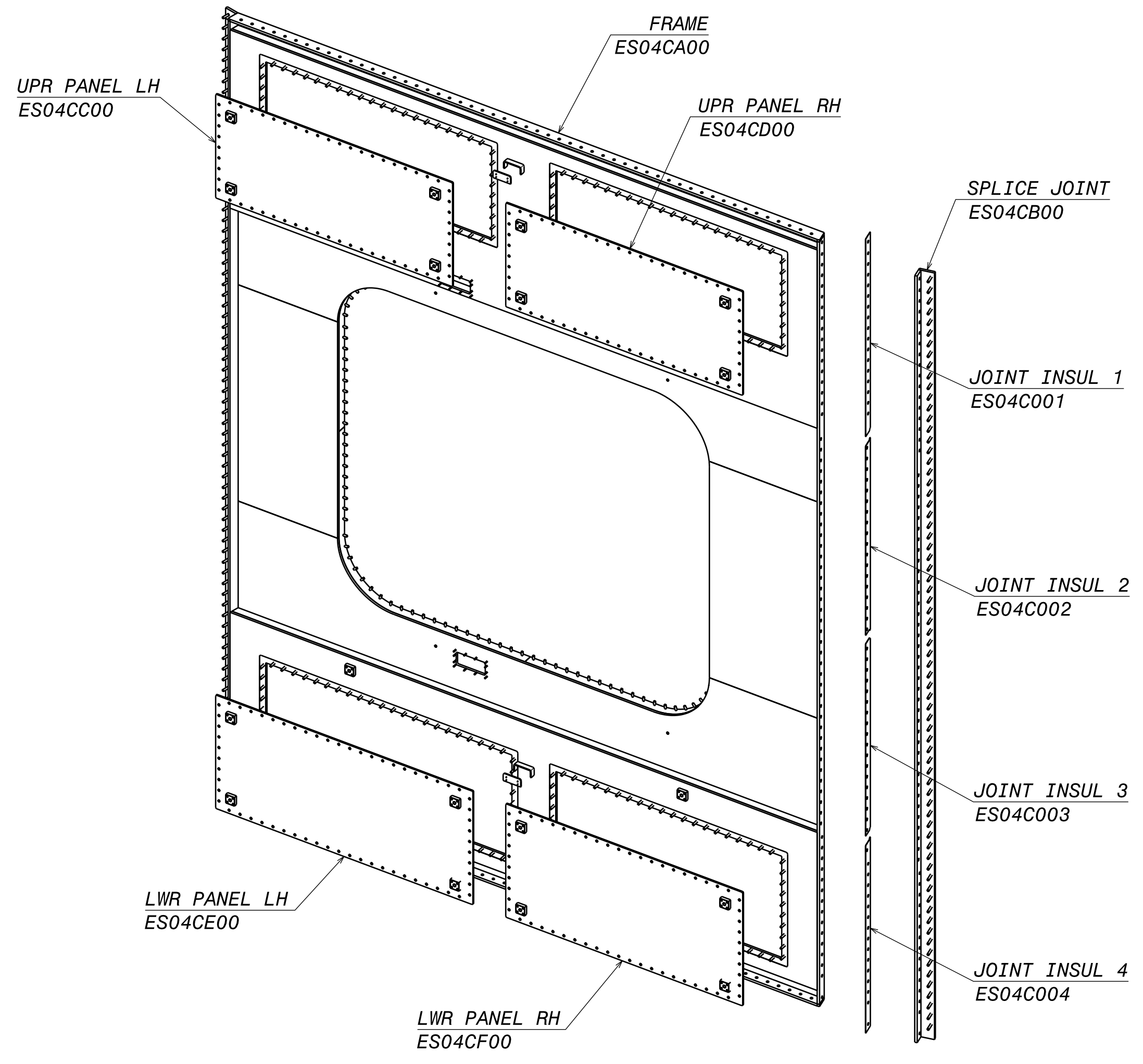
ID: 30469W_V1_MATURITY_MD_APPROVED_BY: HER N. DATE: 08 JUN 2020
 IO APPROVED BY: KANG D. DATE: 08 JUN 2020_INT_USAGE APP:

NOTE

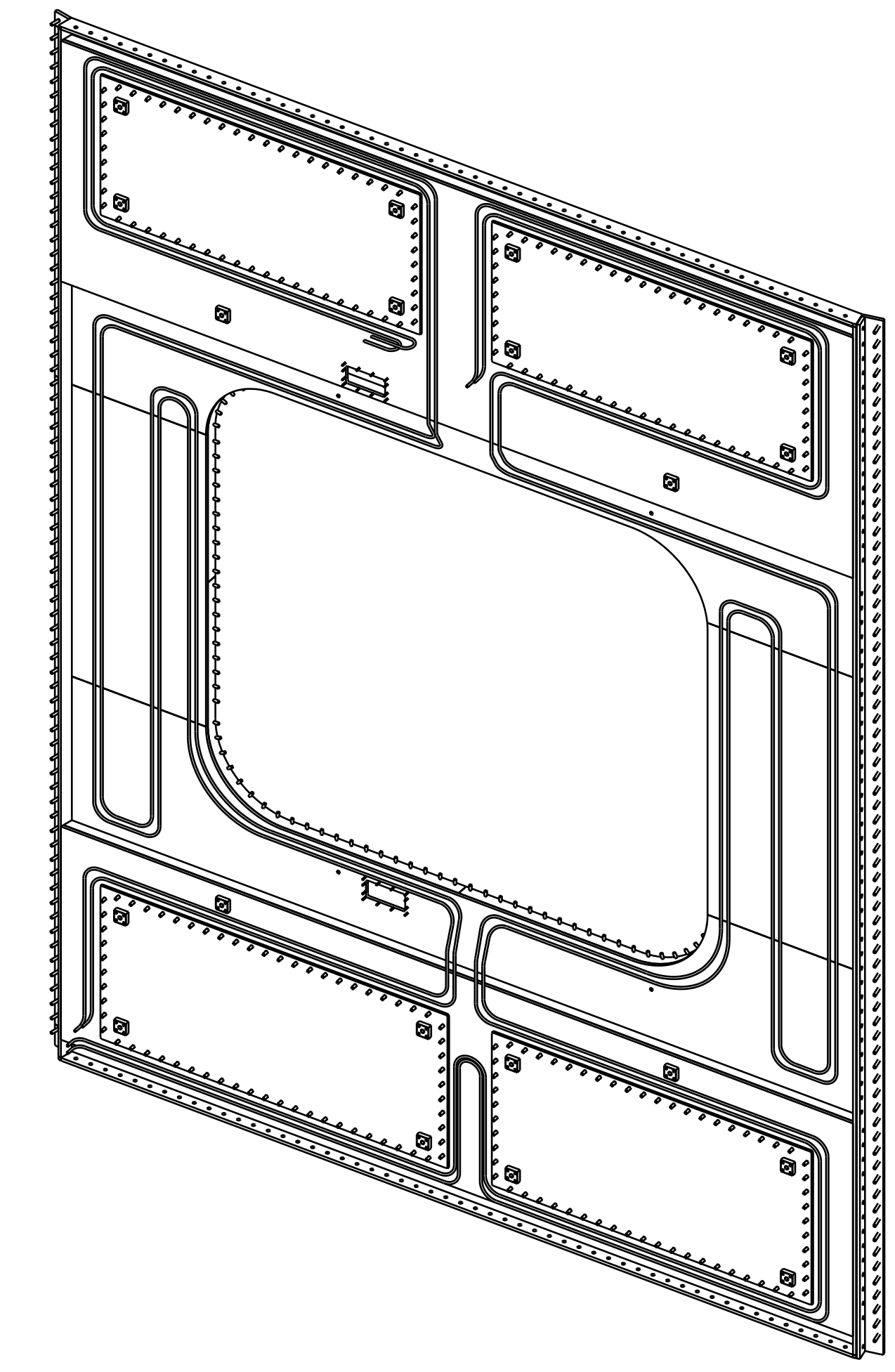
1. All dimensions are shown in millimeters unless otherwise noted.
2. This drawings are for the ECTS CYLINDER VAR-B (PORT #04).
3. Total 1 set. (PORT #04)



COOLING TUBE



FRAME & SPLICE JOINT



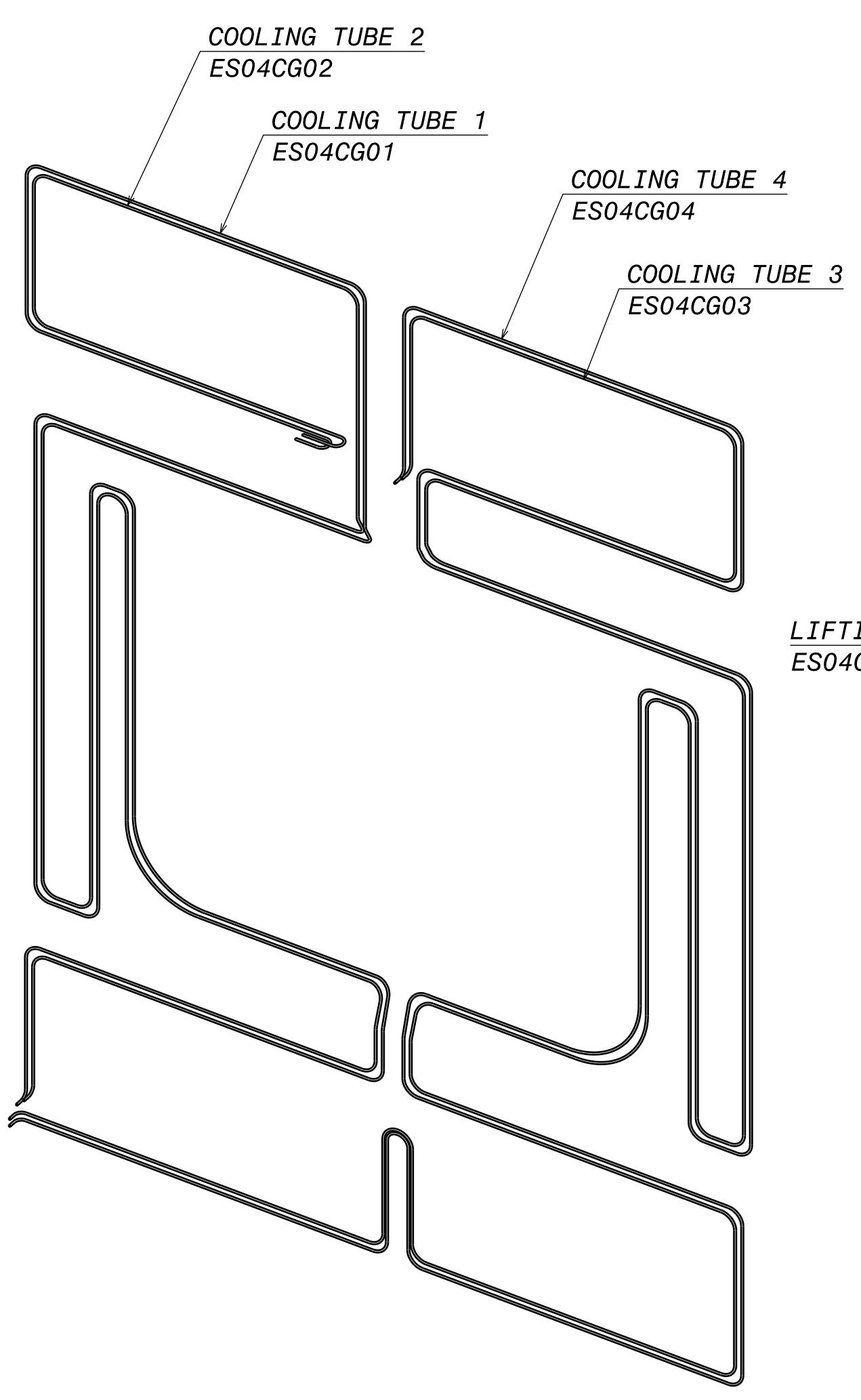
**ECTS CYLINDER (VAR-B)
<ASSEMBLY>**

PART NO	NAME	MATERIAL	TYPE	DESCRIPTION	Q'TY	WEIGHT
ES04C004	JOINT INSULATION 4	G10	PLATE	DWG NO.2702ES-M501-OCB-03-MO	1	
ES04C003	JOINT INSULATION 3	G10	PLATE	DWG NO.2702ES-M501-OCB-03-MO	1	
ES04C002	JOINT INSULATION 2	G10	PLATE	DWG NO.2702ES-M501-OCB-03-MO	1	
ES04C001	JOINT INSULATION 1	G10	PLATE	DWG NO.2702ES-M501-OCB-03-MO	1	
ES04CG00	COOLING TUBE ASSY				1	
ES04CF00	LWR PANEL RH ASSY				1	
ES04CE00	LWR PANEL LH ASSY				1	
ES04CD00	UPR PANEL RH ASSY				1	
ES04CC00	UPR PANEL LH ASSY				1	
ES04CB00	SPLICE JOINT ASSY				1	
ES04CA00	FRAME ASSY				1	

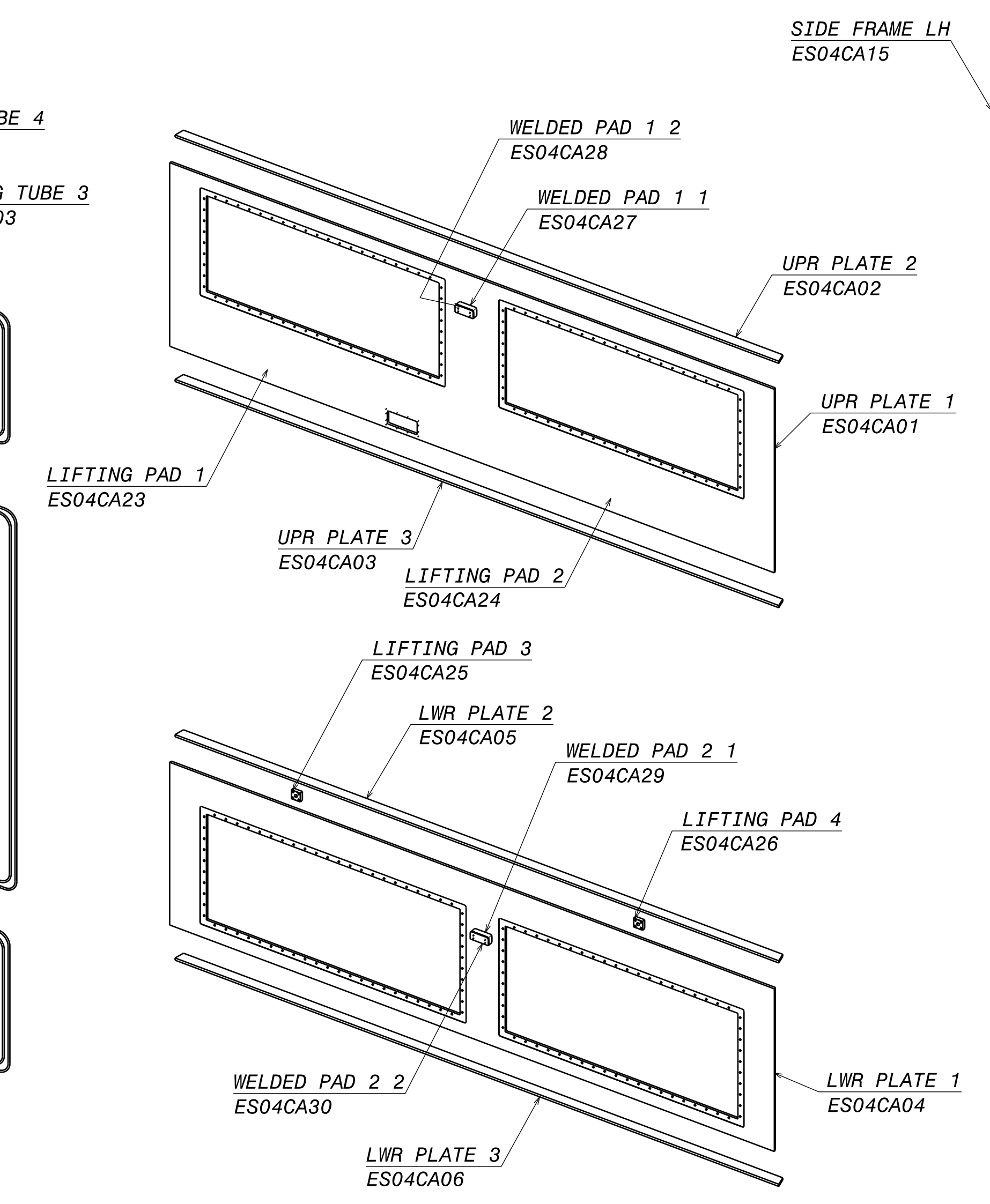
BILL OF MATERIAL

APP D.K. KANG 03.03.17	PROJECT ITER THERMAL SHIELD MANUFACTURE	SFA
CHK K.W. NAM 20.02.17	TITLE EQUATORIAL CRYOSTAT THERMAL SHIELD	
RO DA K.O. KANG 02.20.17	ECTS CYLINDER (VAR-B)	iter KOREA
CHK Y.K. KANG 17.02.17	ASSEMBLY DRAWING	
APP K.S. LIM 06.12.16	DRAWING NUMBER 2702ES-M501-OCB-A0-MO	REVISION -
DWG S.M. PARK 29.11.16		
DRW DOC ID SSBDJY	RELEASED BY BLACKLK	ITER Organization
LINKED EVS PT ID SNNVNR	APPROVED BY WUS	iter China EU India Japan Korea Russia USA
PBS TITLE Thermal Shields Equatorial TS	CHECKED BY DOMBROI	
REV DATE 06 Mar 17	PT MATURITZ VERSION MD ---	DRAWING TITLE ECTS CYLINDER B DRW
SHEET FORMAT A1	SCALE 1:30	ECTS CYLINDER (VAR-B)
	PT STATUS C	ASSEMBLY DRAWING
		DRAWN BY PARKS6
		NO OF SHEETS 3
		LEVELS 3
		DRAWING NUMBER 014101
		REVISION DR STATUS --- C

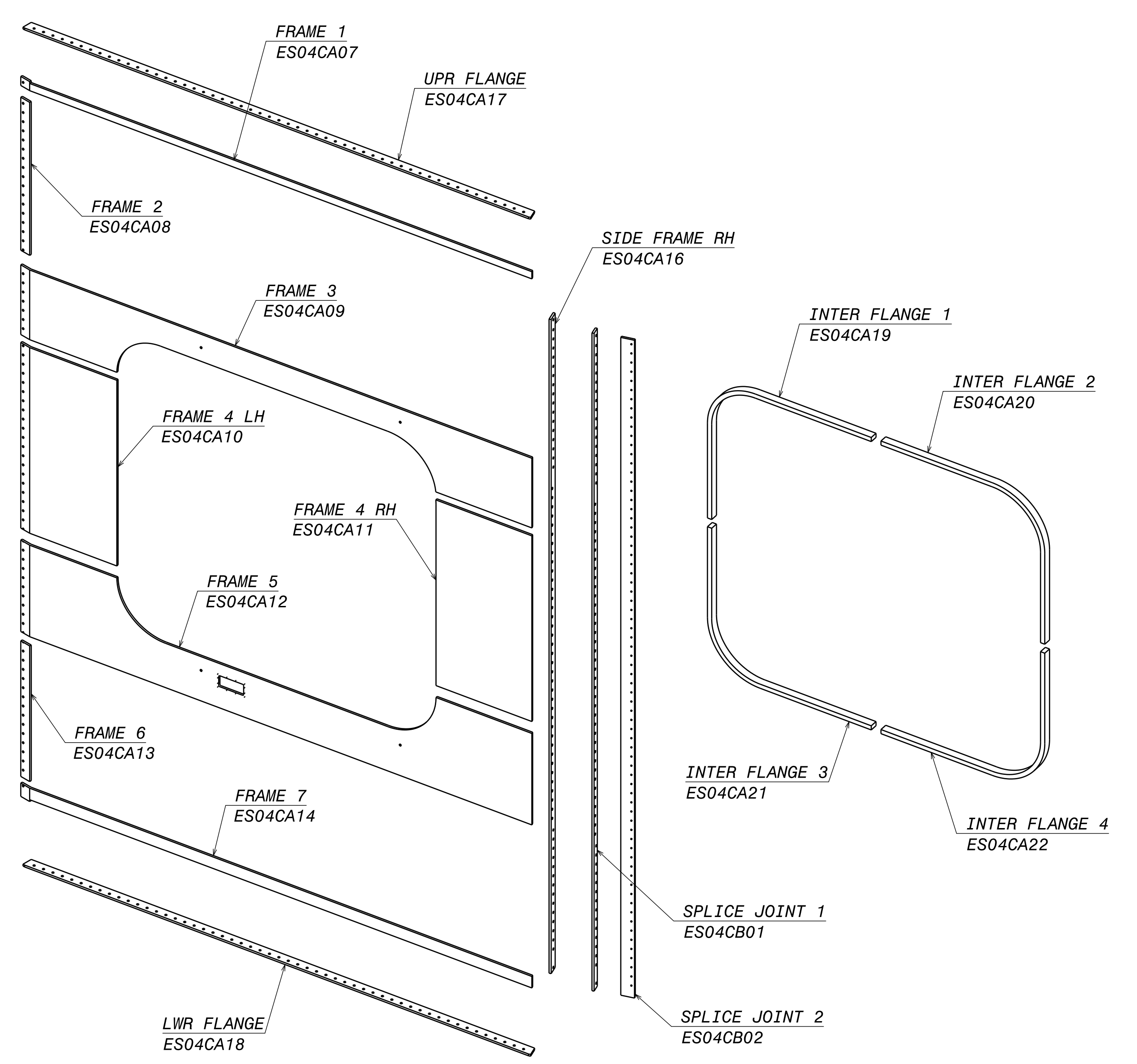
ID: 200605_V1_MATURITY: MD STATUS: DA APPROVED BY: HER N. DATE: 08 JUN 2020



COOLING TUBE



**UPR & LWR PLATE
<EXPLODED VIEW>**



**FRAME & SPLICE JOINT
<EXPLODED VIEW>**

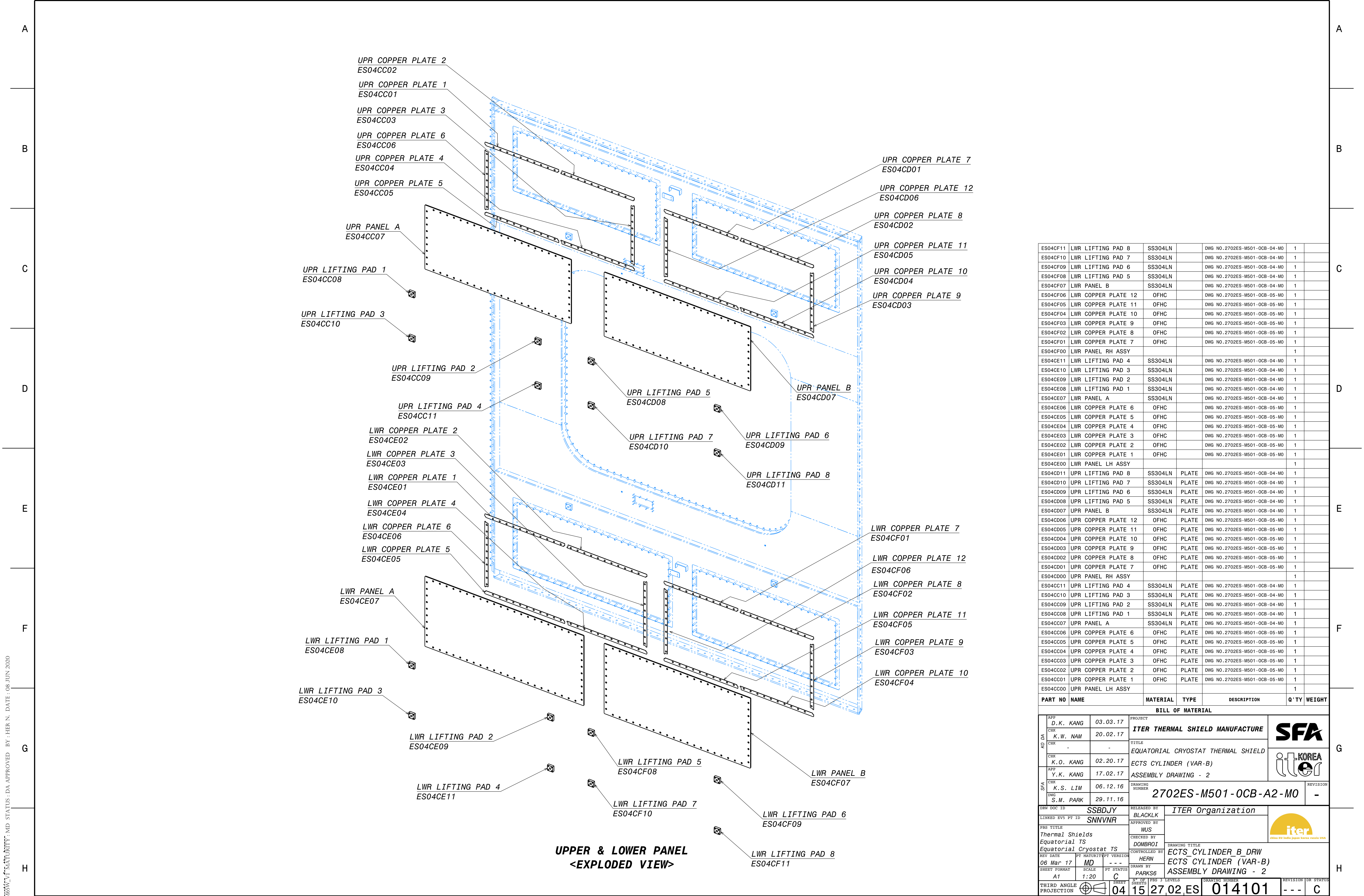
PART NO	NAME	MATERIAL	TYPE	DESCRIPTION	Q'TY	WEIGHT	PART NO	NAME	MATERIAL	TYPE	DESCRIPTION	Q'TY	WEIGHT
ES04CG04	COOLING TUBE 4	SS304LN	PLATE	DWG NO.2702ES-M501-OCB-06-MO	1		ES04CA19	INTER FLANGE 1	SS304LN	PLATE	DWG NO.2702ES-M501-OCB-03-MO	1	
ES04CG03	COOLING TUBE 3	SS304LN	PLATE	DWG NO.2702ES-M501-OCB-06-MO	1		ES04CA18	LWR FLANGE	SS304LN	PLATE	DWG NO.2702ES-M501-OCB-02-MO	1	
ES04CG02	COOLING TUBE 2	SS304LN	PLATE	DWG NO.2702ES-M501-OCB-06-MO	1		ES04CA17	UPR FLANGE	SS304LN	PLATE	DWG NO.2702ES-M501-OCB-02-MO	1	
ES04CG01	COOLING TUBE 1	SS304LN	PLATE	DWG NO.2702ES-M501-OCB-06-MO	1		ES04CA16	SIDE FRAME RH	SS304LN	PLATE	DWG NO.2702ES-M501-OCB-03-MO	1	
ES04CB02	SPLICE JOINT 2	SS304LN	PLATE	DWG NO.2702ES-M501-OCB-03-MO	1		ES04CA15	SIDE FRAME LH	SS304LN	PLATE	DWG NO.2702ES-M501-OCB-03-MO	1	
ES04CB01	SPLICE JOINT 1	SS304LN	PLATE	DWG NO.2702ES-M501-OCB-03-MO	1		ES04CA14	FRAME 7	SS304LN	PLATE	DWG NO.2702ES-M501-OCB-01-MO	1	
ES04CA29	WELDED PAD 2 1	SS304LN	PLATE	DWG NO.2702ES-M501-OCB-04-MO	1		ES04CA13	FRAME 6	SS304LN	PLATE	DWG NO.2702ES-M501-OCB-01-MO	1	
ES04CA28	WELDED PAD 1 2	SS304LN	PLATE	DWG NO.2702ES-M501-OCB-04-MO	1		ES04CA12	FRAME 5	SS304LN	PLATE	DWG NO.2702ES-M501-OCB-01-MO	1	
ES04CA27	WELDED PAD 1 1	SS304LN	PLATE	DWG NO.2702ES-M501-OCB-04-MO	1		ES04CA11	FRAME 4 RH	SS304LN	PLATE	DWG NO.2702ES-M501-OCB-01-MO	1	
ES04CA26	LIFTING PAD 4	SS304LN	PLATE	DWG NO.2702ES-M501-OCB-04-MO	1		ES04CA10	FRAME 4 LH	SS304LN	PLATE	DWG NO.2702ES-M501-OCB-01-MO	1	
ES04CA25	LIFTING PAD 3	SS304LN	PLATE	DWG NO.2702ES-M501-OCB-04-MO	1		ES04CA09	FRAME 3	SS304LN	PLATE	DWG NO.2702ES-M501-OCB-01-MO	1	
ES04CA24	LIFTING PAD 2	SS304LN	PLATE	DWG NO.2702ES-M501-OCB-04-MO	1		ES04CA08	FRAME 2	SS304LN	PLATE	DWG NO.2702ES-M501-OCB-01-MO	1	
ES04CA23	LIFTING PAD 1	SS304LN	PLATE	DWG NO.2702ES-M501-OCB-04-MO	1		ES04CA07	FRAME 1	SS304LN	PLATE	DWG NO.2702ES-M501-OCB-01-MO	1	
ES04CA22	INTER FLANGE 4	SS304LN	PLATE	DWG NO.2702ES-M501-OCB-03-MO	1		ES04CA06	LWR PLATE 3	SS304LN	PLATE	DWG NO.2702ES-M501-OCB-02-MO	1	
ES04CA21	INTER FLANGE 3	SS304LN	PLATE	DWG NO.2702ES-M501-OCB-03-MO	1		ES04CA05	LWR PLATE 2	SS304LN	PLATE	DWG NO.2702ES-M501-OCB-02-MO	1	
ES04CA20	INTER FLANGE 2	SS304LN	PLATE	DWG NO.2702ES-M501-OCB-03-MO	1		ES04CA04	LWR PLATE 1	SS304LN	PLATE	DWG NO.2702ES-M501-OCB-02-MO	1	
ES04CA19	INTER FLANGE 1	SS304LN	PLATE	DWG NO.2702ES-M501-OCB-03-MO	1		ES04CA03	UPR PLATE 3	SS304LN	PLATE	DWG NO.2702ES-M501-OCB-02-MO	1	
ES04CA18	LWR FLANGE	SS304LN	PLATE	DWG NO.2702ES-M501-OCB-02-MO	1		ES04CA02	UPR PLATE 2	SS304LN	PLATE	DWG NO.2702ES-M501-OCB-02-MO	1	
ES04CA17	UPR FLANGE	SS304LN	PLATE	DWG NO.2702ES-M501-OCB-02-MO	1		ES04CA01	UPR PLATE 1	SS304LN	PLATE	DWG NO.2702ES-M501-OCB-02-MO	1	
ES04CA16	SIDE FRAME RH	SS304LN	PLATE	DWG NO.2702ES-M501-OCB-03-MO	1		ES04CA00	FRAME ASSY	SS304LN	PLATE	DWG NO.2702ES-M501-OCB-02-MO	1	
ES04CA15	SIDE FRAME LH	SS304LN	PLATE	DWG NO.2702ES-M501-OCB-03-MO	1								
ES04CA14	FRAME 7	SS304LN	PLATE	DWG NO.2702ES-M501-OCB-01-MO	1								
ES04CA13	FRAME 6	SS304LN	PLATE	DWG NO.2702ES-M501-OCB-01-MO	1								
ES04CA12	FRAME 5	SS304LN	PLATE	DWG NO.2702ES-M501-OCB-01-MO	1								
ES04CA11	FRAME 4 RH	SS304LN	PLATE	DWG NO.2702ES-M501-OCB-01-MO	1								
ES04CA10	FRAME 4 LH	SS304LN	PLATE	DWG NO.2702ES-M501-OCB-01-MO	1								
ES04CA09	FRAME 3	SS304LN	PLATE	DWG NO.2702ES-M501-OCB-01-MO	1								
ES04CA08	FRAME 2	SS304LN	PLATE	DWG NO.2702ES-M501-OCB-01-MO	1								
ES04CA07	FRAME 1	SS304LN	PLATE	DWG NO.2702ES-M501-OCB-01-MO	1								
ES04CA06	LWR PLATE 3	SS304LN	PLATE	DWG NO.2702ES-M501-OCB-02-MO	1								
ES04CA05	LWR PLATE 2	SS304LN	PLATE	DWG NO.2702ES-M501-OCB-02-MO	1								
ES04CA04	LWR PLATE 1	SS304LN	PLATE	DWG NO.2702ES-M501-OCB-02-MO	1								
ES04CA03	UPR PLATE 3	SS304LN	PLATE	DWG NO.2702ES-M501-OCB-02-MO	1								
ES04CA02	UPR PLATE 2	SS304LN	PLATE	DWG NO.2702ES-M501-OCB-02-MO	1								
ES04CA01	UPR PLATE 1	SS304LN	PLATE	DWG NO.2702ES-M501-OCB-02-MO	1								
ES04CA00	FRAME ASSY	SS304LN	PLATE	DWG NO.2702ES-M501-OCB-02-MO	1								

BILL OF MATERIAL

BILL OF MATERIAL

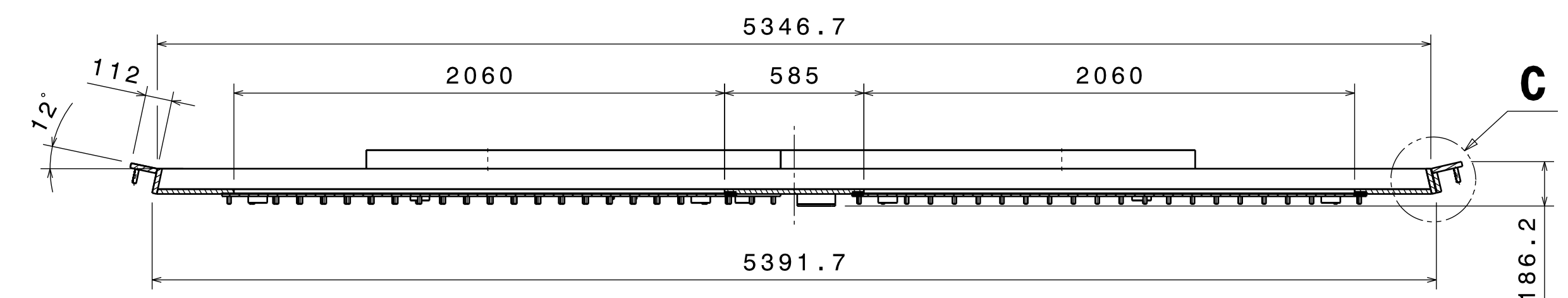
APP D.K. KANG	03.03.17	PROJECT	ITER THERMAL SHIELD MANUFACTURE	
CHK K.W. NAM	20.02.17	TITLE	EQUATORIAL CRYOSTAT THERMAL SHIELD	
APP K.O. KANG	02.20.17	ECTS CYLINDER (VAR-B)		
CHK Y.K. KANG	17.02.17	ASSEMBLY DRAWING - 1		
APP K.S. LIM	06.12.16	DRAWING NUMBER	2702ES-M501-OCB-A1-MO	
CHK S.M. PARK	29.11.16	REVISION		
DRW DOC ID	SSBDJY	RELEASED BY	ITER Organization	
LINKED RVS FT ID	SNNVNR	APPROVED BY	BLACKLK	
PBS TITLE		CHECKED BY	WUS	
		DRAWN BY	DOMBROI	
REV DATE	06 Mar 17	SCALE	HERN	
SHEET FORMAT	A1	SCALE	PARKS6	
THIRD ANGLE PROJECTION		SHEET	03	

APPROVED BY: KANG D. DATE: 08 JUN 2020. INT. USAGE APP. Spacreservation for the banner

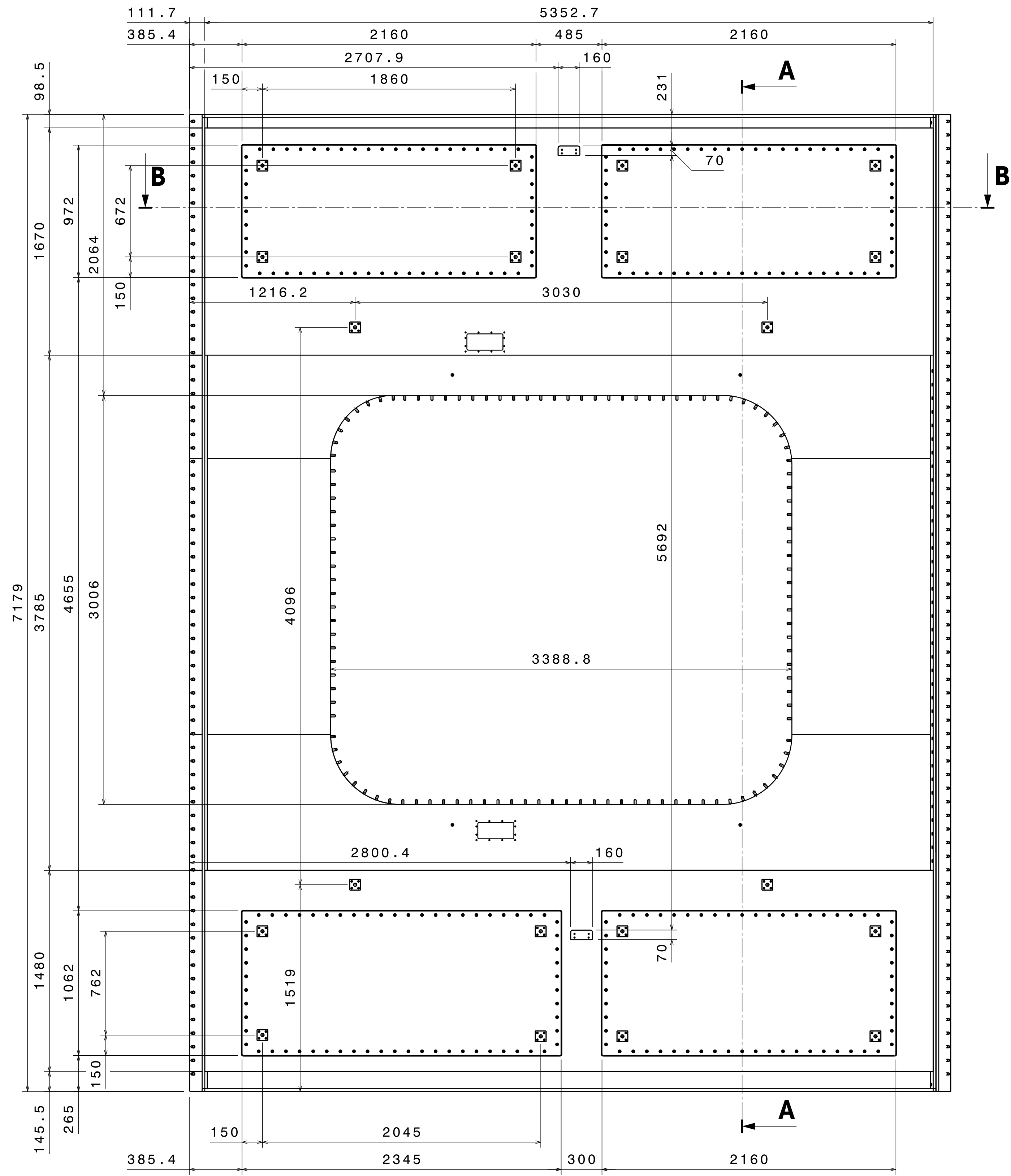


ES04CF11	LWR LIFTING PAD 8	SS304LN		DWG NO.2702ES-M501-OCB-04-MO	1
ES04CF10	LWR LIFTING PAD 7	SS304LN		DWG NO.2702ES-M501-OCB-04-MO	1
ES04CF09	LWR LIFTING PAD 6	SS304LN		DWG NO.2702ES-M501-OCB-04-MO	1
ES04CF08	LWR LIFTING PAD 5	SS304LN		DWG NO.2702ES-M501-OCB-04-MO	1
ES04CF07	LWR PANEL B	SS304LN		DWG NO.2702ES-M501-OCB-04-MO	1
ES04CF06	LWR COPPER PLATE 12	OFHC		DWG NO.2702ES-M501-OCB-05-MO	1
ES04CF05	LWR COPPER PLATE 11	OFHC		DWG NO.2702ES-M501-OCB-05-MO	1
ES04CF04	LWR COPPER PLATE 10	OFHC		DWG NO.2702ES-M501-OCB-05-MO	1
ES04CF03	LWR COPPER PLATE 9	OFHC		DWG NO.2702ES-M501-OCB-05-MO	1
ES04CF02	LWR COPPER PLATE 8	OFHC		DWG NO.2702ES-M501-OCB-05-MO	1
ES04CF01	LWR COPPER PLATE 7	OFHC		DWG NO.2702ES-M501-OCB-05-MO	1
ES04CF00	LWR PANEL RH ASSY				1
ES04CE11	LWR LIFTING PAD 4	SS304LN		DWG NO.2702ES-M501-OCB-04-MO	1
ES04CE10	LWR LIFTING PAD 3	SS304LN		DWG NO.2702ES-M501-OCB-04-MO	1
ES04CE09	LWR LIFTING PAD 2	SS304LN		DWG NO.2702ES-M501-OCB-04-MO	1
ES04CE08	LWR LIFTING PAD 1	SS304LN		DWG NO.2702ES-M501-OCB-04-MO	1
ES04CE07	LWR PANEL A	SS304LN		DWG NO.2702ES-M501-OCB-04-MO	1
ES04CE06	LWR COPPER PLATE 6	OFHC		DWG NO.2702ES-M501-OCB-05-MO	1
ES04CE05	LWR COPPER PLATE 5	OFHC		DWG NO.2702ES-M501-OCB-05-MO	1
ES04CE04	LWR COPPER PLATE 4	OFHC		DWG NO.2702ES-M501-OCB-05-MO	1
ES04CE03	LWR COPPER PLATE 3	OFHC		DWG NO.2702ES-M501-OCB-05-MO	1
ES04CE02	LWR COPPER PLATE 2	OFHC		DWG NO.2702ES-M501-OCB-05-MO	1
ES04CE01	LWR COPPER PLATE 1	OFHC		DWG NO.2702ES-M501-OCB-05-MO	1
ES04CE00	LWR PANEL LH ASSY				1
ES04CD11	UPR LIFTING PAD 8	SS304LN	PLATE	DWG NO.2702ES-M501-OCB-04-MO	1
ES04CD10	UPR LIFTING PAD 7	SS304LN	PLATE	DWG NO.2702ES-M501-OCB-04-MO	1
ES04CD09	UPR LIFTING PAD 6	SS304LN	PLATE	DWG NO.2702ES-M501-OCB-04-MO	1
ES04CD08	UPR LIFTING PAD 5	SS304LN	PLATE	DWG NO.2702ES-M501-OCB-04-MO	1
ES04CD07	UPR PANEL B	SS304LN	PLATE	DWG NO.2702ES-M501-OCB-04-MO	1
ES04CD06	UPR COPPER PLATE 12	OFHC	PLATE	DWG NO.2702ES-M501-OCB-05-MO	1
ES04CD05	UPR COPPER PLATE 11	OFHC	PLATE	DWG NO.2702ES-M501-OCB-05-MO	1
ES04CD04	UPR COPPER PLATE 10	OFHC	PLATE	DWG NO.2702ES-M501-OCB-05-MO	1
ES04CD03	UPR COPPER PLATE 9	OFHC	PLATE	DWG NO.2702ES-M501-OCB-05-MO	1
ES04CD02	UPR COPPER PLATE 8	OFHC	PLATE	DWG NO.2702ES-M501-OCB-05-MO	1
ES04CD01	UPR COPPER PLATE 7	OFHC	PLATE	DWG NO.2702ES-M501-OCB-05-MO	1
ES04CD00	UPR PANEL RH ASSY				1
ES04CC11	UPR LIFTING PAD 4	SS304LN	PLATE	DWG NO.2702ES-M501-OCB-04-MO	1
ES04CC10	UPR LIFTING PAD 3	SS304LN	PLATE	DWG NO.2702ES-M501-OCB-04-MO	1
ES04CC09	UPR LIFTING PAD 2	SS304LN	PLATE	DWG NO.2702ES-M501-OCB-04-MO	1
ES04CC08	UPR LIFTING PAD 1	SS304LN	PLATE	DWG NO.2702ES-M501-OCB-04-MO	1
ES04CC07	UPR PANEL A	SS304LN	PLATE	DWG NO.2702ES-M501-OCB-04-MO	1
ES04CC06	UPR COPPER PLATE 6	OFHC	PLATE	DWG NO.2702ES-M501-OCB-05-MO	1
ES04CC05	UPR COPPER PLATE 5	OFHC	PLATE	DWG NO.2702ES-M501-OCB-05-MO	1
ES04CC04	UPR COPPER PLATE 4	OFHC	PLATE	DWG NO.2702ES-M501-OCB-05-MO	1
ES04CC03	UPR COPPER PLATE 3	OFHC	PLATE	DWG NO.2702ES-M501-OCB-05-MO	1
ES04CC02	UPR COPPER PLATE 2	OFHC	PLATE	DWG NO.2702ES-M501-OCB-05-MO	1
ES04CC01	UPR COPPER PLATE 1	OFHC	PLATE	DWG NO.2702ES-M501-OCB-05-MO	1
ES04CC00	UPR PANEL LH ASSY				1

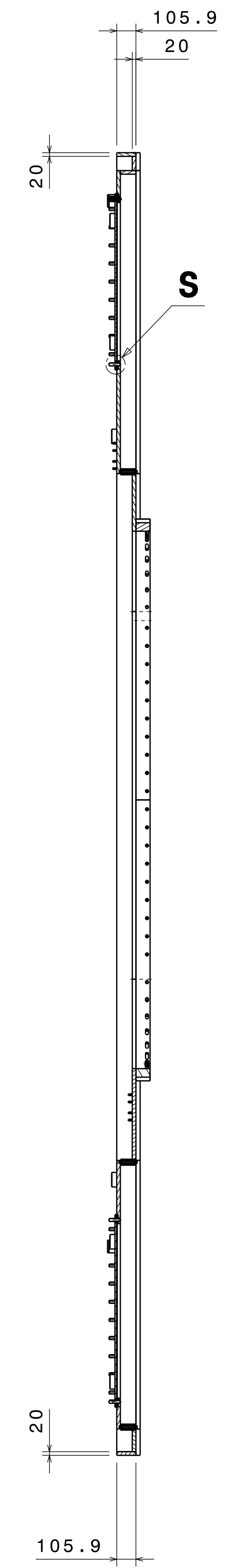
PART NO	NAME	MATERIAL	TYPE	DESCRIPTION	Q'TY	WEIGHT
BILL OF MATERIAL						
APP	D.K. KANG	03.03.17	PROJECT			
CHK	K.W. NAM	20.02.17	ITER THERMAL SHIELD MANUFACTURE			
DR						
APP	K.O. KANG	02.20.17	EQUATORIAL CRYOSTAT THERMAL SHIELD			
CHK	Y.K. KANG	17.02.17	ECTS CYLINDER (VAR-B)			
APP	K.S. LIM	06.12.16	ASSEMBLY DRAWING - 2			
CHK	S.M. PARK	29.11.16				
DRW						
DRW DOC ID	SSBDJY	RELEASED BY	ITER Organization			
LINKED REV PT ID	SNNVNR	APPROVED BY				
PBS TITLE	Thermal Shields	CHECKED BY	DOMBROI			
REV DATE	06 Mar 17	PT MATURITY	PT VERSION			
SHEET FORMAT	A1	SCALE	1:20			
THIRD ANGLE PROJECTION		NO OF SHEETS	04			
		PBS 3 LEVELS	15			
		DRAWING NUMBER	27.02.ES			
			014101			
		REVISION DR STATUS	---			
			C			



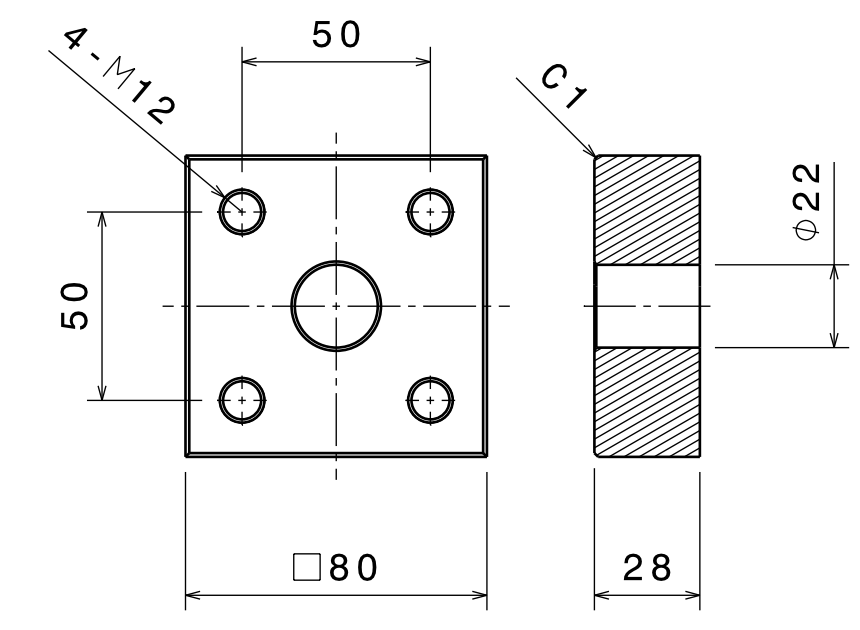
SECTION VIEW B-B



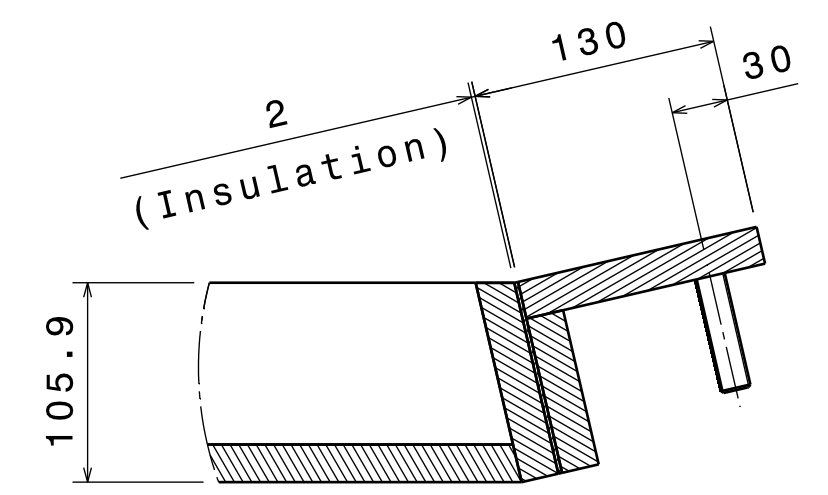
WALL FRAME & SPLICE JOINT



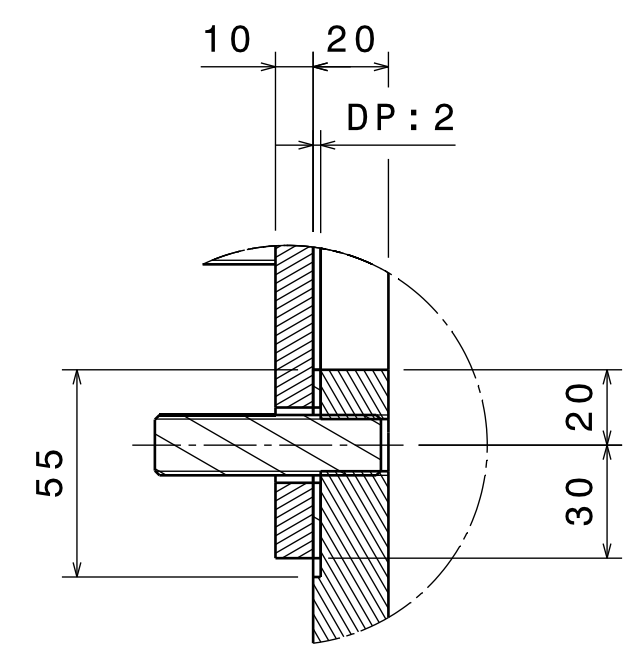
SECTION VIEW A-A



LIFTING PAD
Scale: 1:2

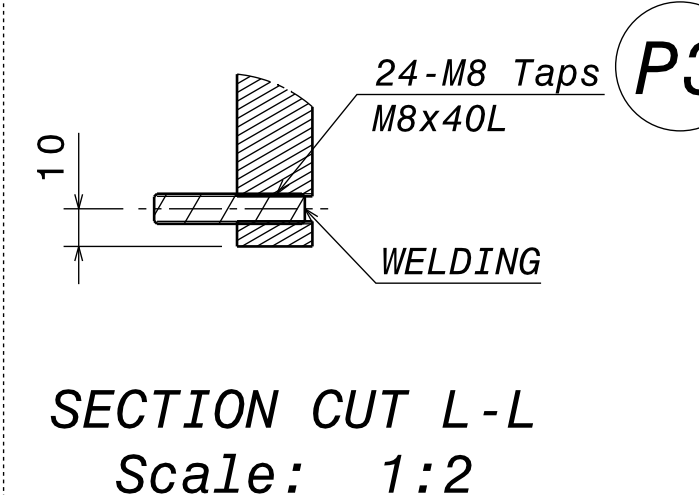
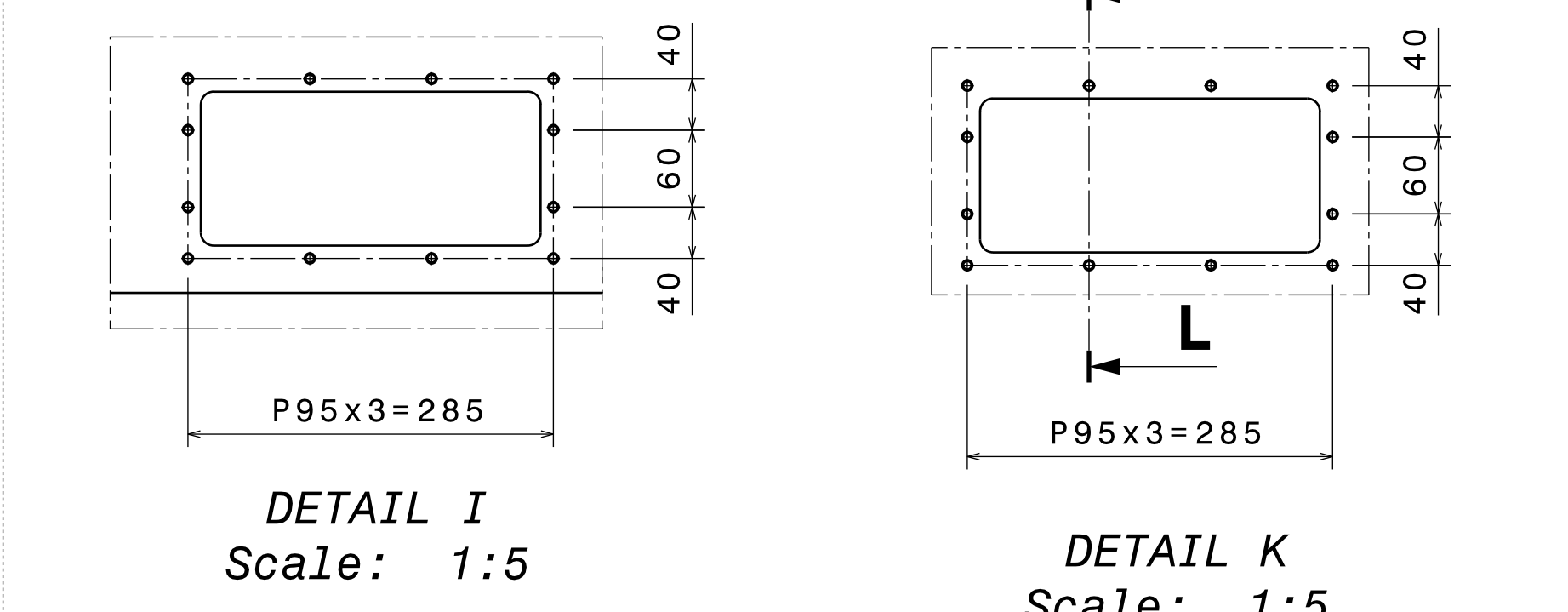
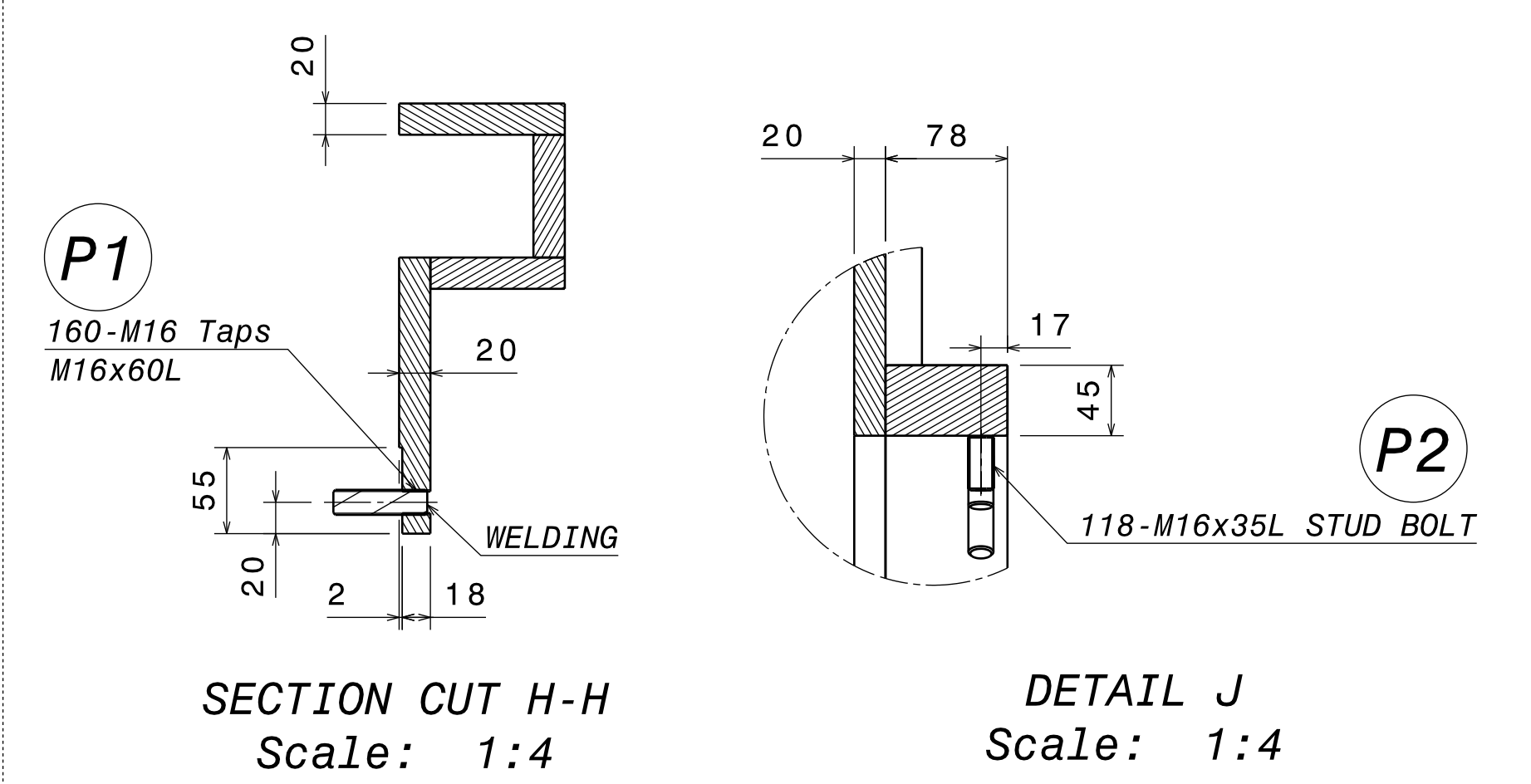
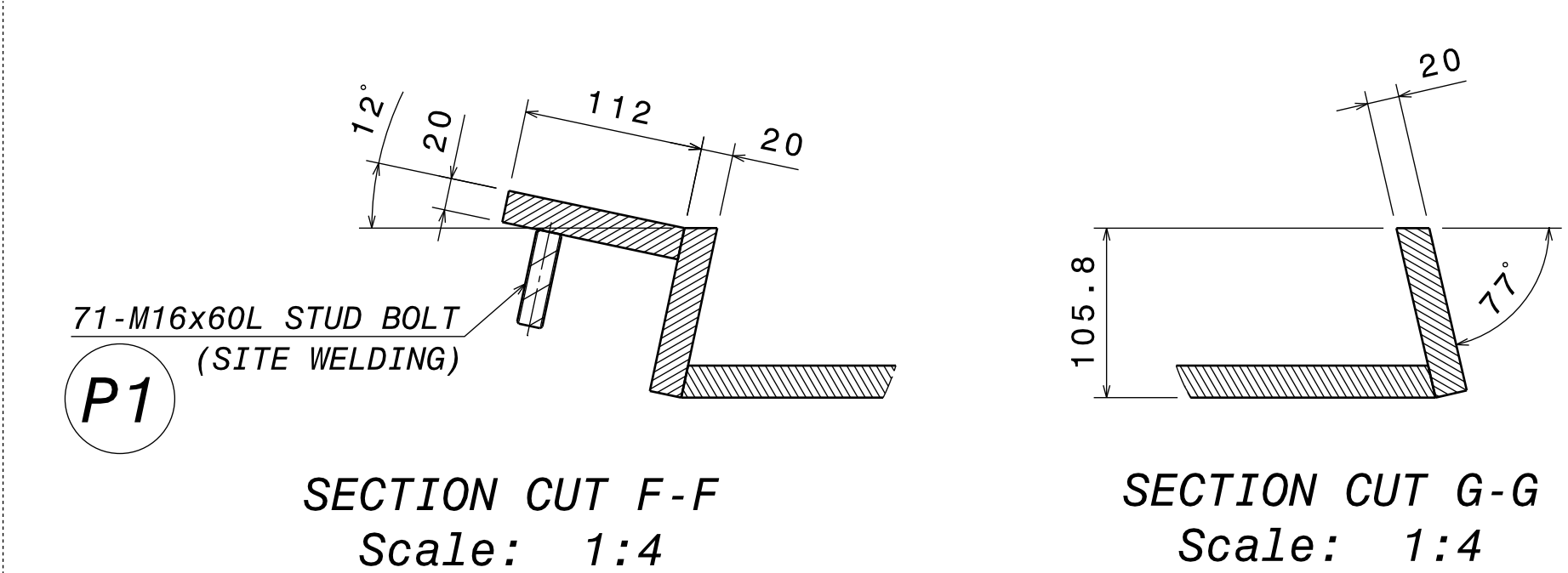
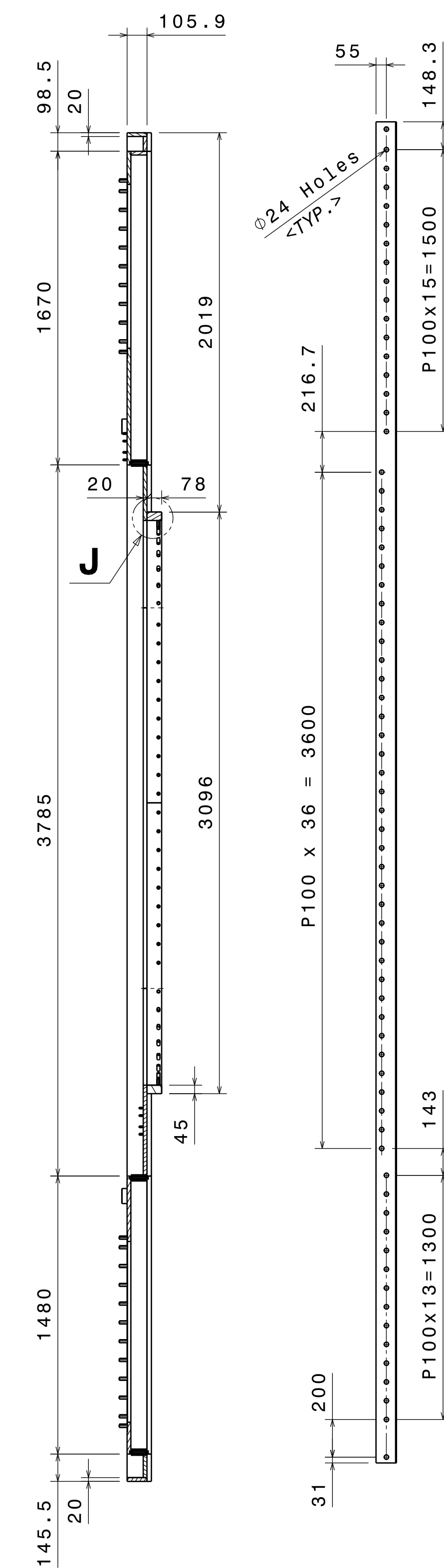
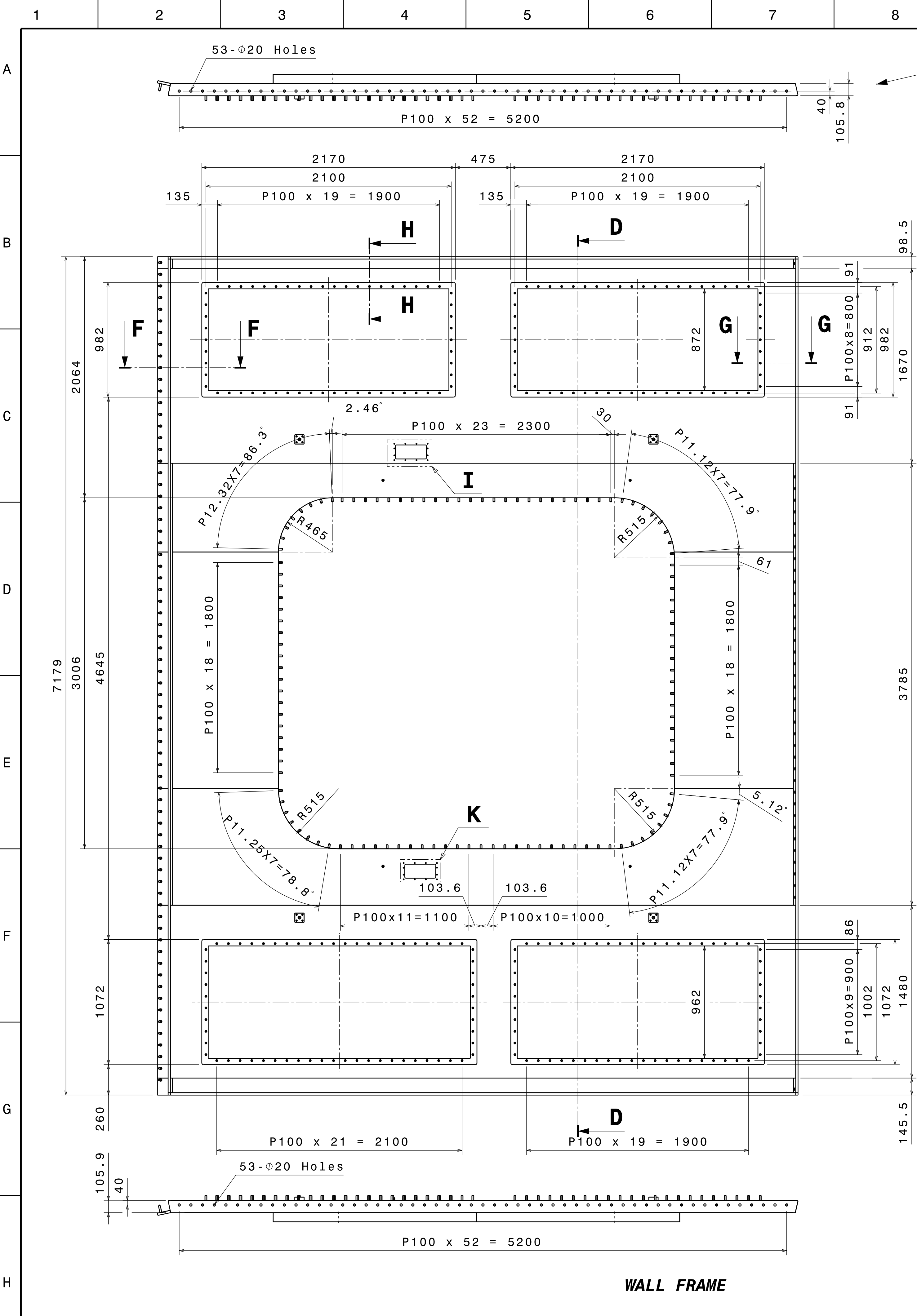


DETAIL C
Scale: 1:4



DETAIL S
Scale: 1:2

APP D.K. KANG	03.03.17	PROJECT ITER THERMAL SHIELD MANUFACTURE	SFA
CHK K.W. NAM	20.02.17	TITLE EQUATORIAL CRYOSTAT THERMAL SHIELD	
APP K.O. KANG	02.20.17	ECTS CYLINDER (VAR-B)	ITER KOREA
CHK Y.K. KANG	17.02.17	WALL ASSEMBLY DRAWING - 1	
APP K.S. LIM	06.12.16	DRAWING NUMBER 2702ES-M501-OCB-A3-M0	ITER
CHK S.M. PARK	29.11.16	REVISION -	
DRW DOC ID SSBDJY	RELEASED BY BLACKLK	ITER Organization	ITER
LINKED REV PT ID SNNVNR	APPROVED BY WUS		
PBS TITLE Thermal Shields Equatorial TS	CHECKED BY DOMBROI	DRAWING TITLE ECTS CYLINDER B DRW	ITER
REV DATE 06 Mar 17	CONTROLLED BY HERN	ECTS CYLINDER (VAR-B)	
SHEET FORMAT A1	SCALE 1:20	PT STATUS C	ITER
	DRAWN BY PARKS6	WALL ASSEMBLY DRAWING - 1	
THIRD ANGLE PROJECTION	SHEET 05	PBS 3 LEVELS 15 27.02.ES	DRAWING NUMBER 014101
			REVISION DR STATUS --- C



PART NO	NAME	MATERIAL	TYPE	DESCRIPTION	Q'TY	WEIGHT
P3	STUD BOLT,NUT,PW	SS316	ROUND BAR	M8 x 40L	24	
P2	STUD WELDING BOLT,NUT,PW	SS316	PUR	M16 x 35L	118	
P1	STUD WELDING BOLT,NUT,PW	SS316	PUR	M16 x 60L	231	

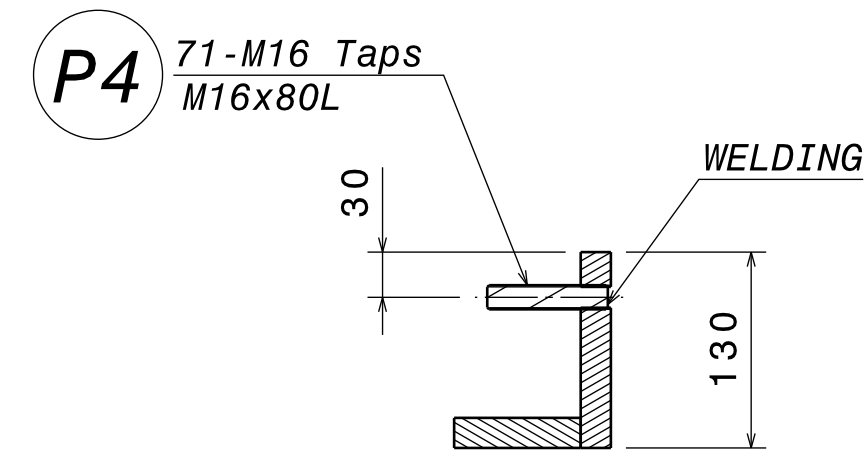
BILL OF MATERIAL					
APP	DATE	PROJECT			
D.K. KANG	03.03.17	ITER THERMAL SHIELD MANUFACTURE			
K.W. NAM	20.02.17	EQUATORIAL CRYOSTAT THERMAL SHIELD			
K.O. KANG	02.20.17	ECTS CYLINDER (VAR-B)			
Y.K. KANG	17.02.17	WALL ASSEMBLY DRAWING - 2			
K.S. LIM	06.12.16	DRAWING NUMBER	2702ES-M501-OCB-A4-M0		
S.M. PARK	29.11.16	REVISION	-		

DRW DOC ID	SSBDJY	RELEASED BY	ITER Organization
LINKED REV5 PT ID	SNNVNR	BLACKLK	
APPROVED BY		WUS	
PBS TITLE		DOMBROI	
CHECKED BY		HERN	
CONTROLLED BY		PARKS6	

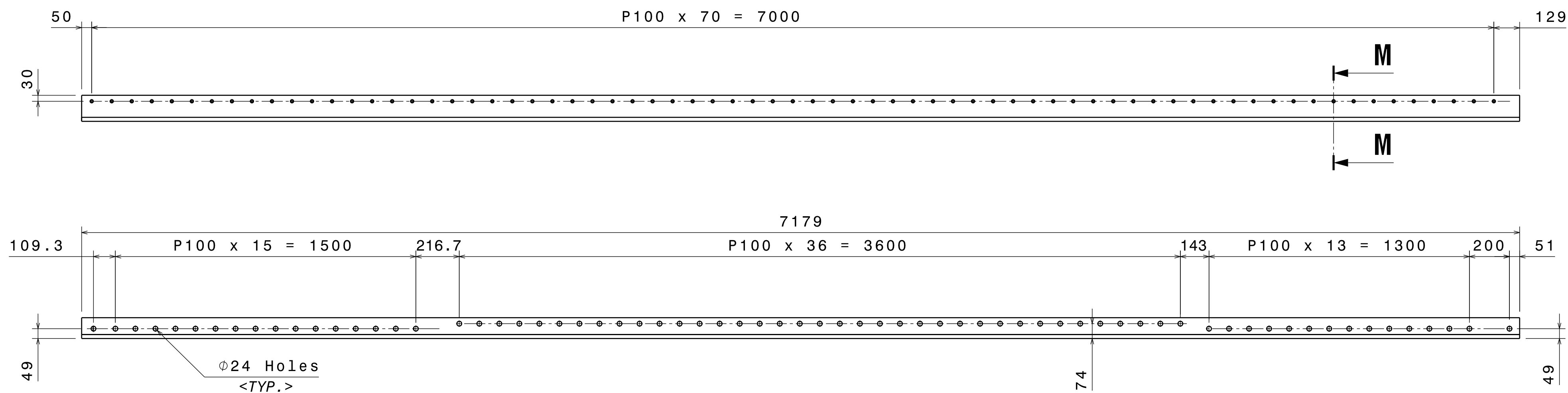
REV DATE	PT	MATURITY	VERSION	DRAWING TITLE
06 Mar 17	MD	---	---	ECTS CYLINDER_B DRW
				ECTS CYLINDER (VAR-B)
				WALL ASSEMBLY DRAWING - 2

SHEET	SCALE	PT STATUS	REVISION	DR STATUS
06	1:20	C	---	---

ID: 30865... MATURITY: MD STATUS: DA APPROVED BY: HER N. DATE: 08 JUN 2020
 ID: 30865... MATURITY: MD STATUS: DA APPROVED BY: HER N. DATE: 08 JUN 2020
 ID: 30865... MATURITY: MD STATUS: DA APPROVED BY: HER N. DATE: 08 JUN 2020



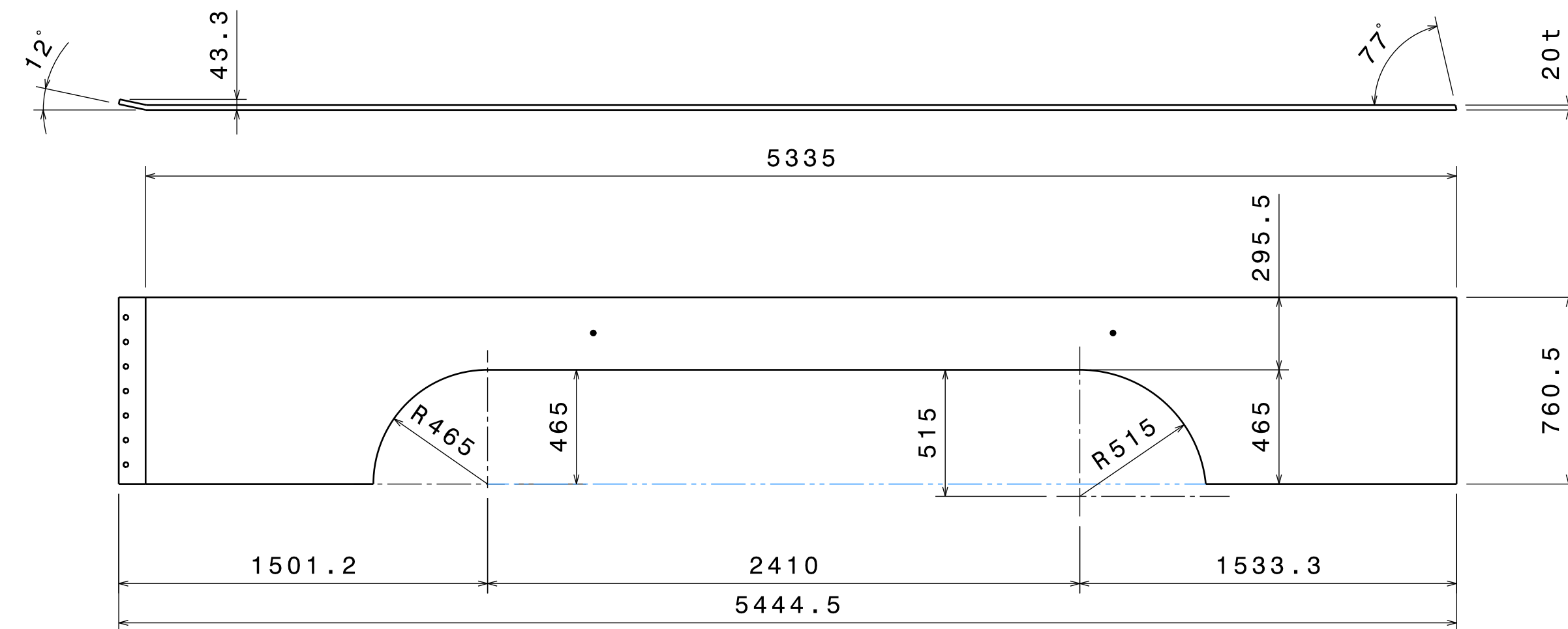
SECTION CUT M-M
Scale: 1:5



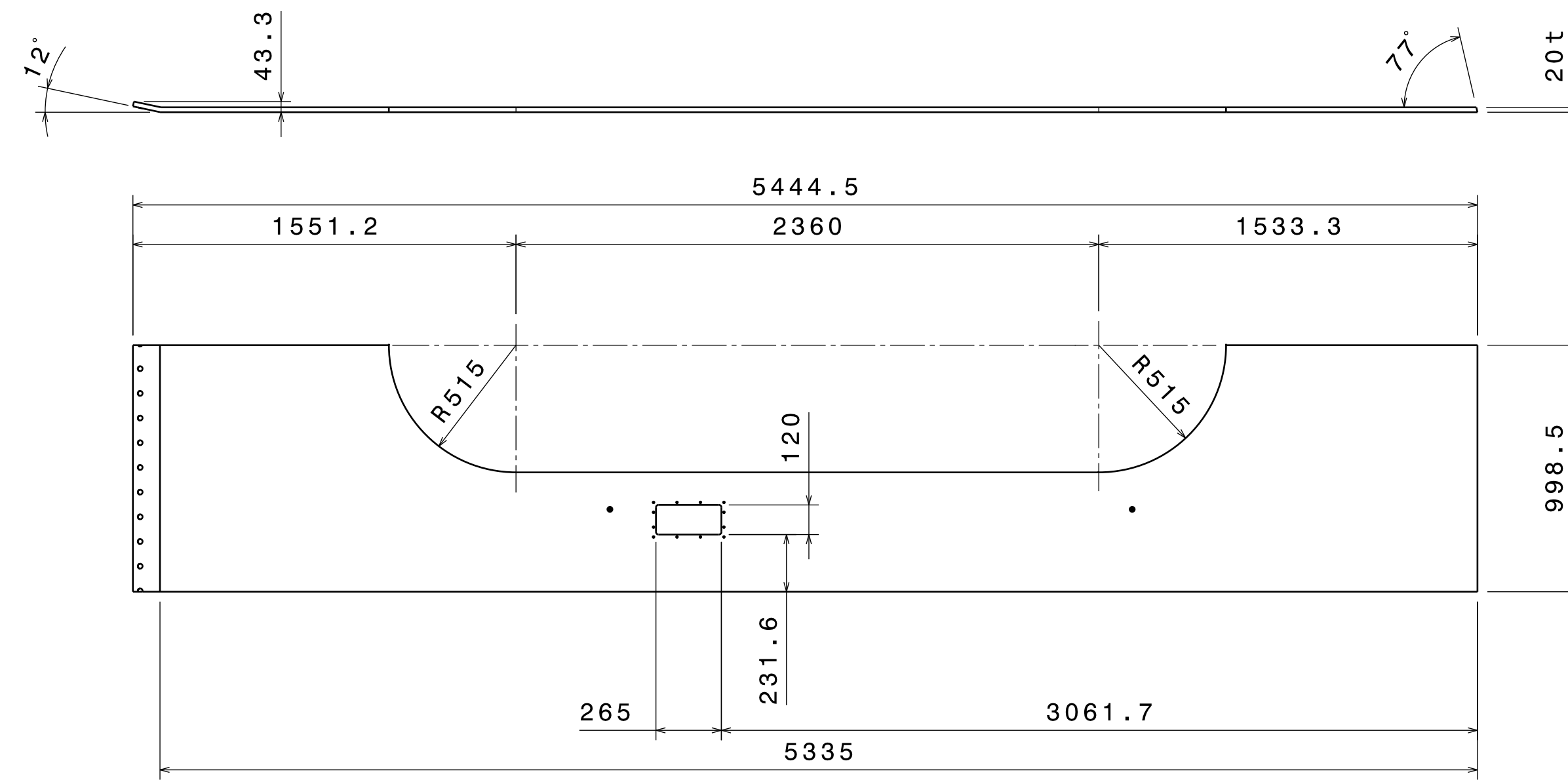
SPLICE JOINT

P4	STUD WELDING BOLT,NUT,PW	SS316	PUR	M16x80L	71	
PART NO	NAME	MATERIAL	TYPE	DESCRIPTION	Q'TY	WEIGHT
BILL OF MATERIAL						
APP	D.K. KANG	03.03.17	PROJECT	ITER THERMAL SHIELD MANUFACTURE		
CHK	K.W. NAM	20.02.17		SFA		
RO/DA			TITLE	EQUATORIAL CRYOSTAT THERMAL SHIELD		
CHK				iter KOREA		
APP	K.O. KANG	02.20.17		ECTS CYLINDER (VAR-B)		
CHK	Y.K. KANG	17.02.17		WALL ASSEMBLY DRAWING - 3		
APP	K.S. LIM	06.12.16	DRAWING NUMBER	2702ES-M501-OCB-A5-M0		
CHK	S.M. PARK	29.11.16		REVISION		
DRW				-		
DRW DOC ID	SSBDJY	RELEASED BY	ITER Organization			
LINKED REV PT ID	SNNVNR	APPROVED BY	BLACKLK			
PBS TITLE	Thermal Shields	CHECKED BY	WUS			
	Equatorial TS	CONTROLLED BY	DOMBROI			
	Equatorial Cryostat TS		DRAWING TITLE			
REV DATE	06 Mar 17	SCALE	MD	PT STATUS	---	HERN
SHEET FORMAT	A1	SCALE	1:15	PT STATUS	C	PARKS6
THIRD ANGLE PROJECTION		SHEET	07	PBS 3 LEVELS	DRAWING NUMBER	014101
					REVISION DR STATUS	--- C

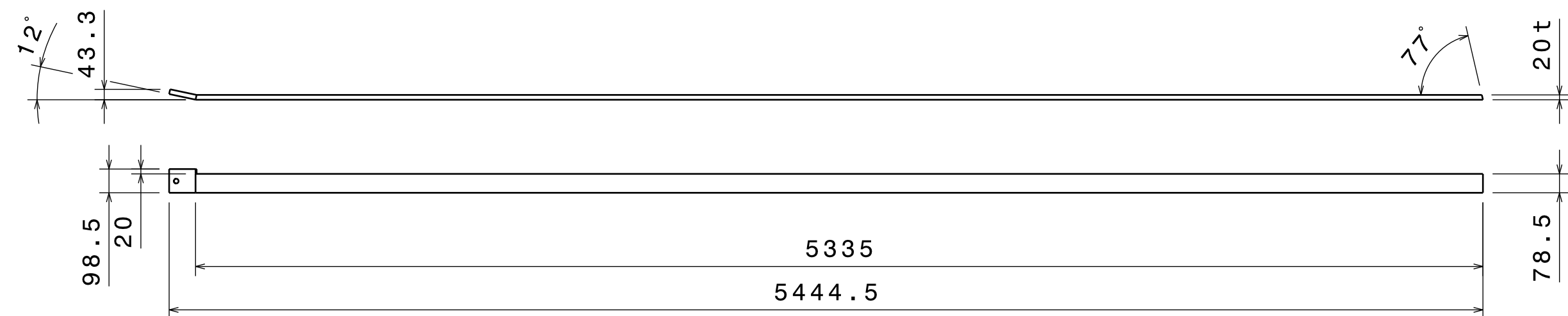
ID: 306363_V1_MATURITY: MD STATUS: DA APPROVED BY: HER N. DATE: 08 JUN 2020
 APPROVED BY: KANG D. DATE: 08 JUN 2020 INT. USAGE APP.:
 Spacreservation for the banner




FRAME 3



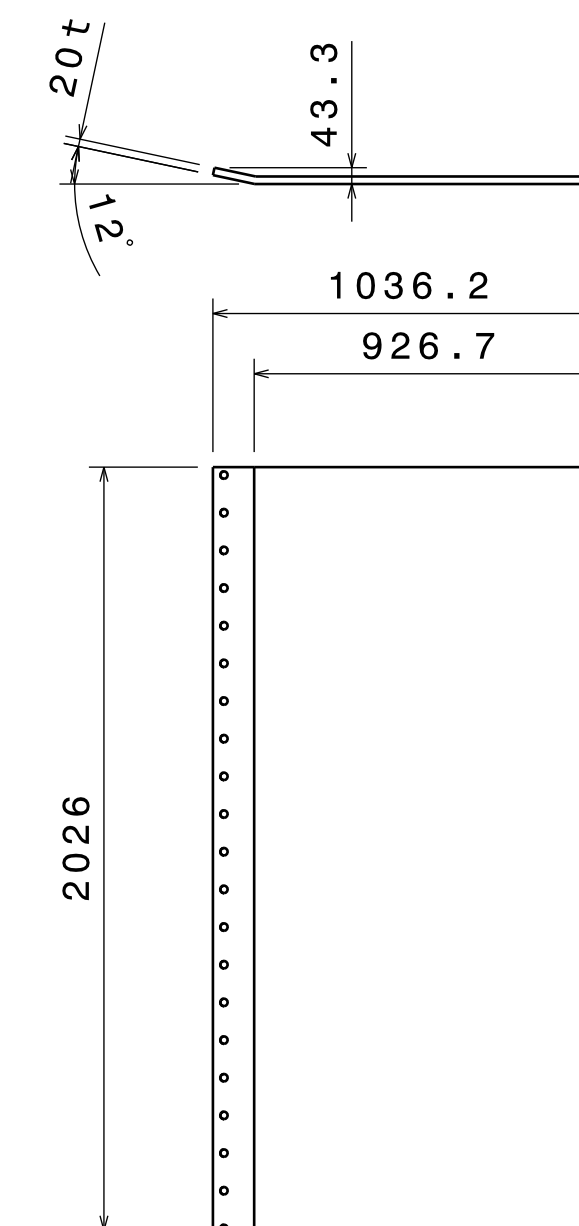
FRAME 5



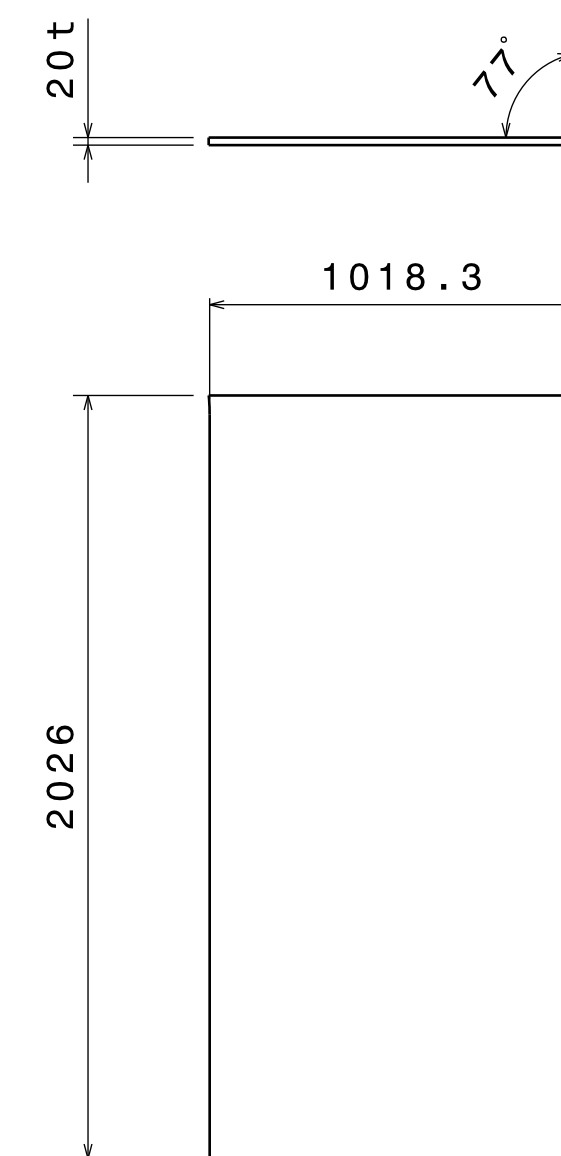
FRAME 1



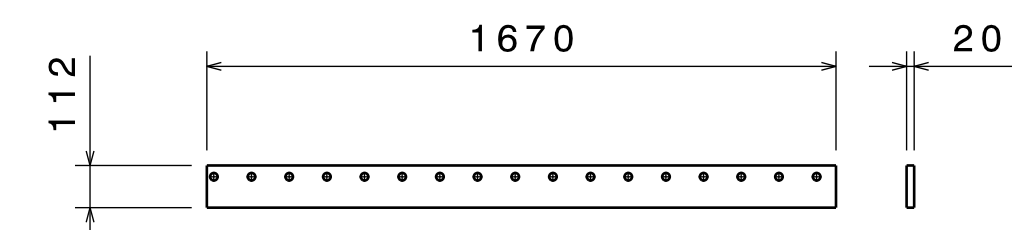
FRAME 7



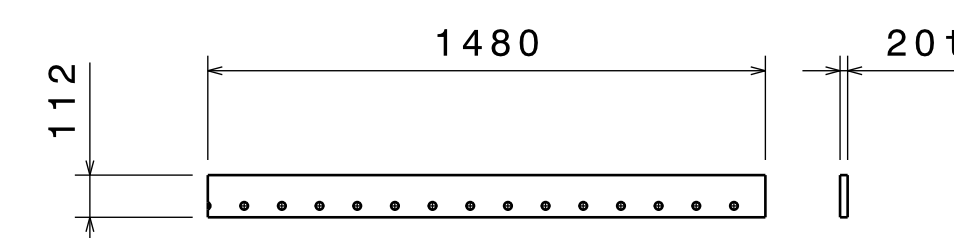
FRAME 4 LH



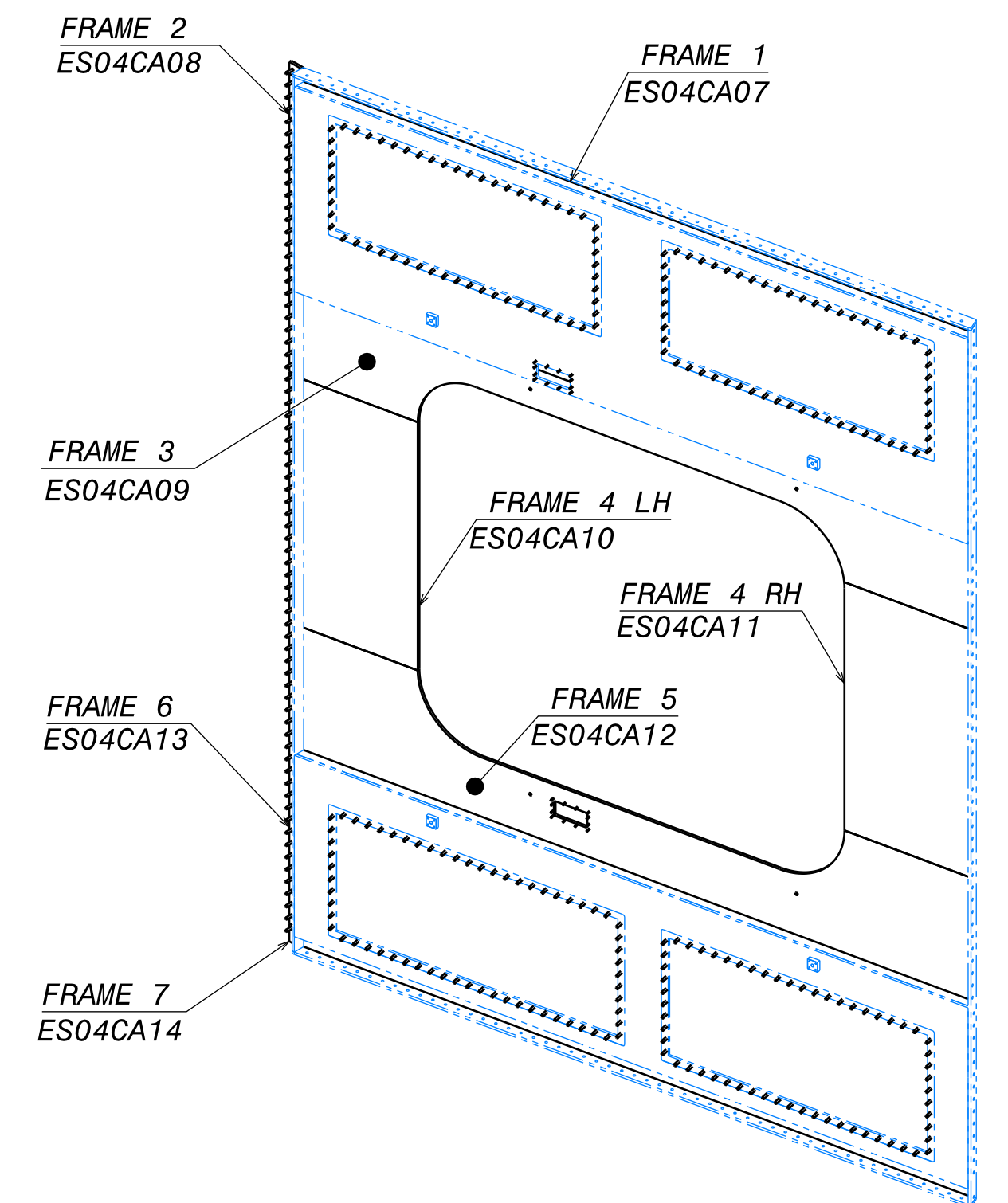
FRAME 4 RH



FRAME 2

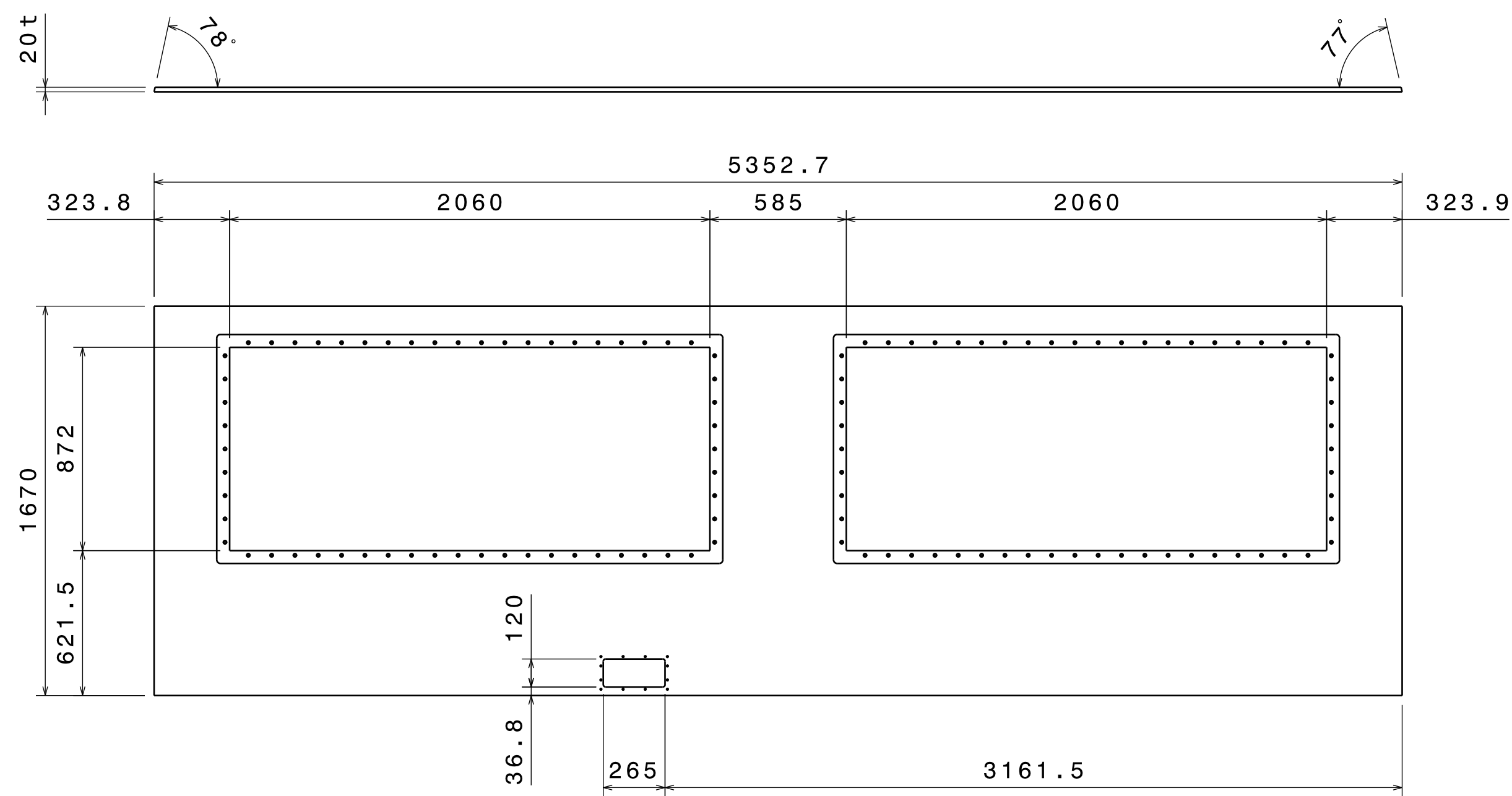


FRAME 6

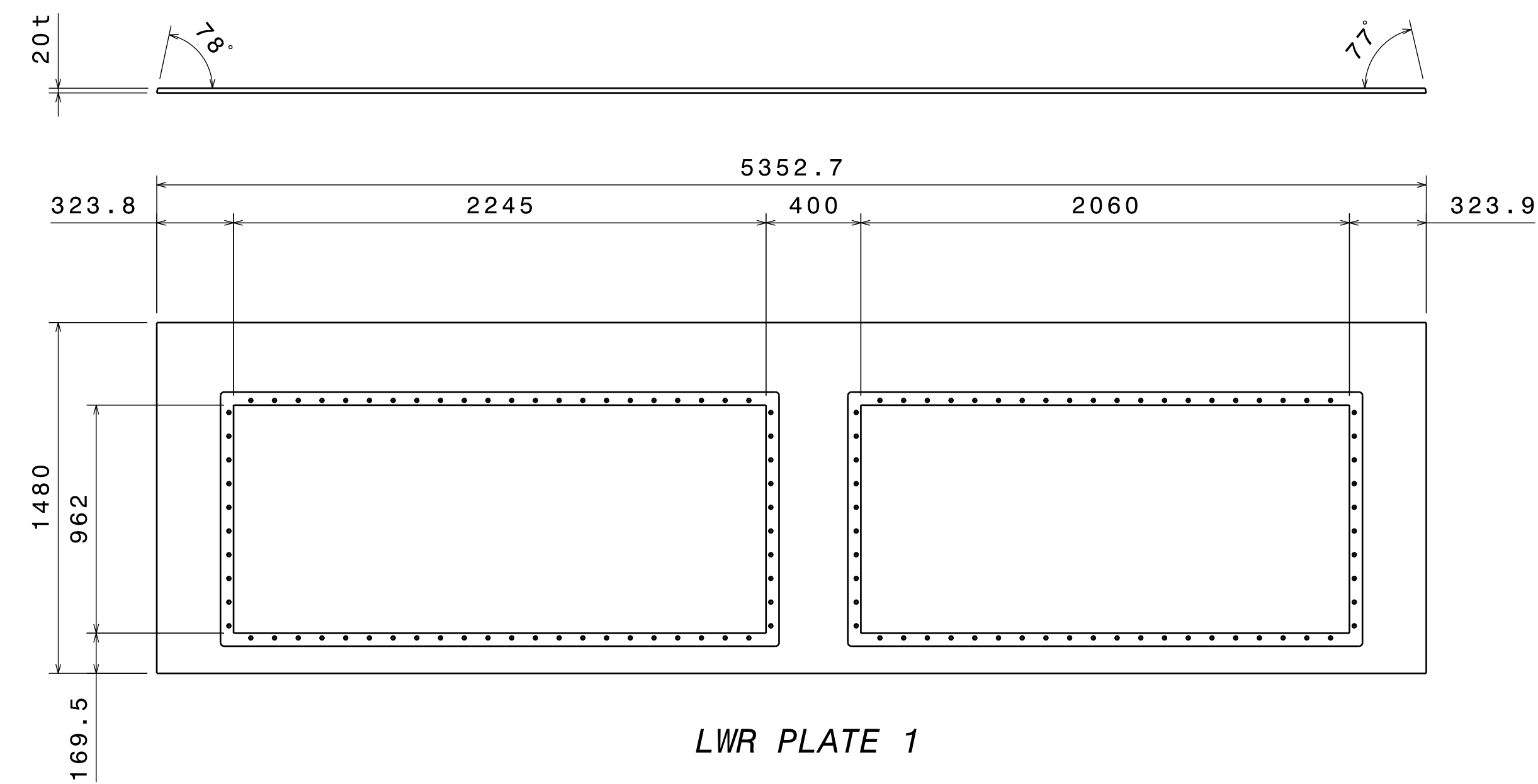


PART NO	NAME	MATERIAL	TYPE	DESCRIPTION	Q'TY	WEIGHT
ES04CA14	FRAME 7	SS304LN	PLATE	20x107.5x7139	1	
ES04CA13	FRAME 6	SS304LN	PLATE	20x112x1480	1	
ES04CA12	FRAME 5	SS304LN	PLATE	43.3x998.5x5444.5	1	
ES04CA11	FRAME 4 RH	SS304LN	PLATE	20x1018.3x2026	1	
ES04CA10	FRAME 4 LH	SS304LN	PLATE	43.3x1036.2x2026	1	
ES04CA09	FRAME 3	SS304LN	PLATE	43.3x760.5x5444.5	1	
ES04CA08	FRAME 2	SS304LN	PLATE	20x112x1670	1	
ES04CA07	FRAME 1	SS304LN	PLATE	43.3x98.5x5444.5	1	

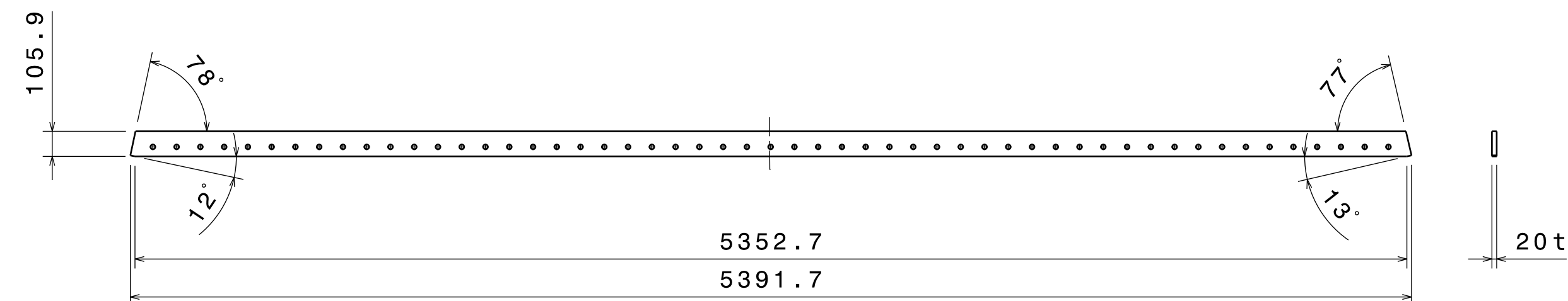
BILL OF MATERIAL			
APP	D.K. KANG	03.03.17	PROJECT
CHK	K.W. NAM	20.02.17	ITER THERMAL SHIELD MANUFACTURE
RO			TITLE
CHK	K.O. KANG	02.20.17	EQUATORIAL CRYOSTAT THERMAL SHIELD
APP	Y.K. KANG	17.02.17	ECTS CYLINDER (VAR-B)
CHK	K.S. LIM	06.12.16	DETAILED PARTS - 1/6
DRG	S.M. PARK	29.11.16	DRAWING NUMBER
			2702ES-M501-OCB-01-MO
			REVISION
			-
DRW DOC ID	SSBDJY	RELEASED BY	ITER Organization
LINKED REV PT ID	SNNVNR	BLACKLK	
ITER THERMAL SHIELD MANUFACTURE			SFA
EQUATORIAL CRYOSTAT THERMAL SHIELD			iter
ECTS CYLINDER (VAR-B)			
DETAILED PARTS - 1/6			
DRAWING NUMBER			2702ES-M501-OCB-01-MO
REVISION			-
DRW DOC ID	SSBDJY	RELEASED BY	ITER Organization
LINKED REV PT ID	SNNVNR	BLACKLK	
ITER THERMAL SHIELD MANUFACTURE			SFA
EQUATORIAL CRYOSTAT THERMAL SHIELD			iter
ECTS CYLINDER (VAR-B)			
DETAILED PARTS - 1/6			
DRAWING NUMBER			2702ES-M501-OCB-01-MO
REVISION			-
DRW DOC ID	SSBDJY	RELEASED BY	ITER Organization
LINKED REV PT ID	SNNVNR	BLACKLK	
ITER THERMAL SHIELD MANUFACTURE			SFA
EQUATORIAL CRYOSTAT THERMAL SHIELD			iter
ECTS CYLINDER (VAR-B)			
DETAILED PARTS - 1/6			
DRAWING NUMBER			2702ES-M501-OCB-01-MO
REVISION			-



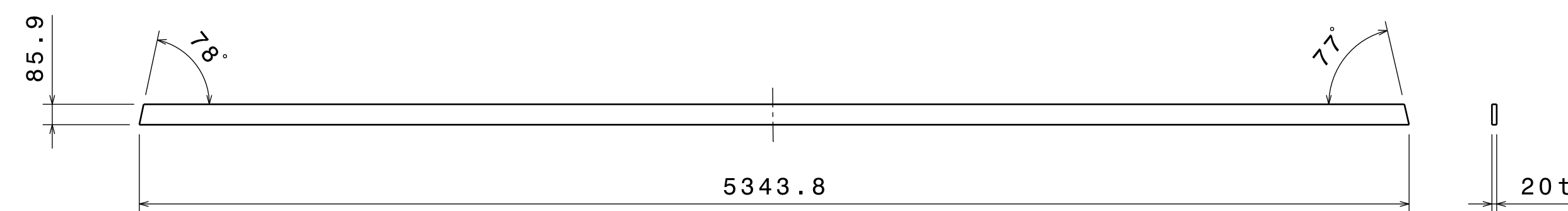
UPR PLATE 1



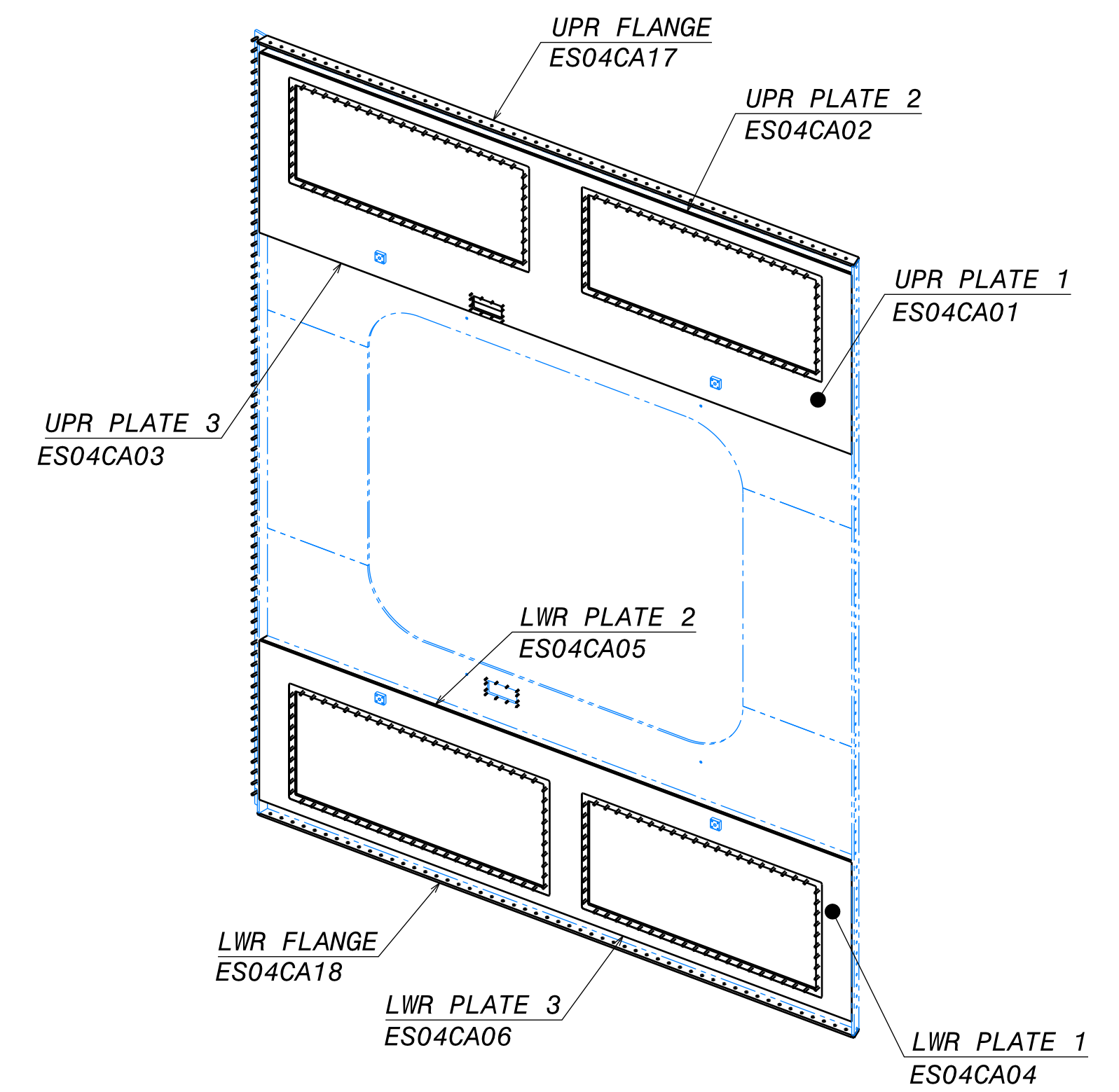
LWR PLATE 1



UPR / LWR FLANGE



UPR PLATE 2 / 3
LWR PLATE 2 / 3

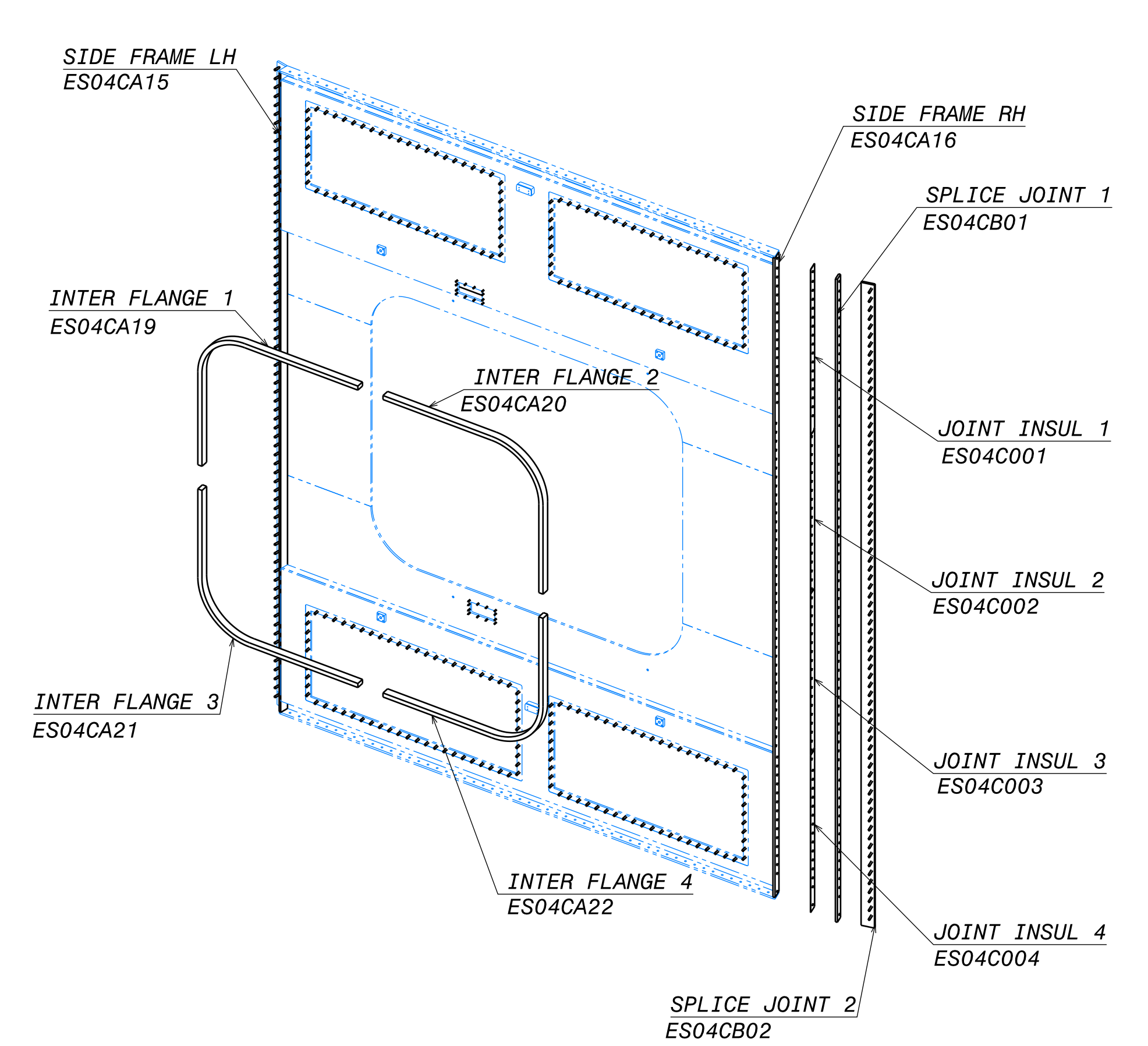
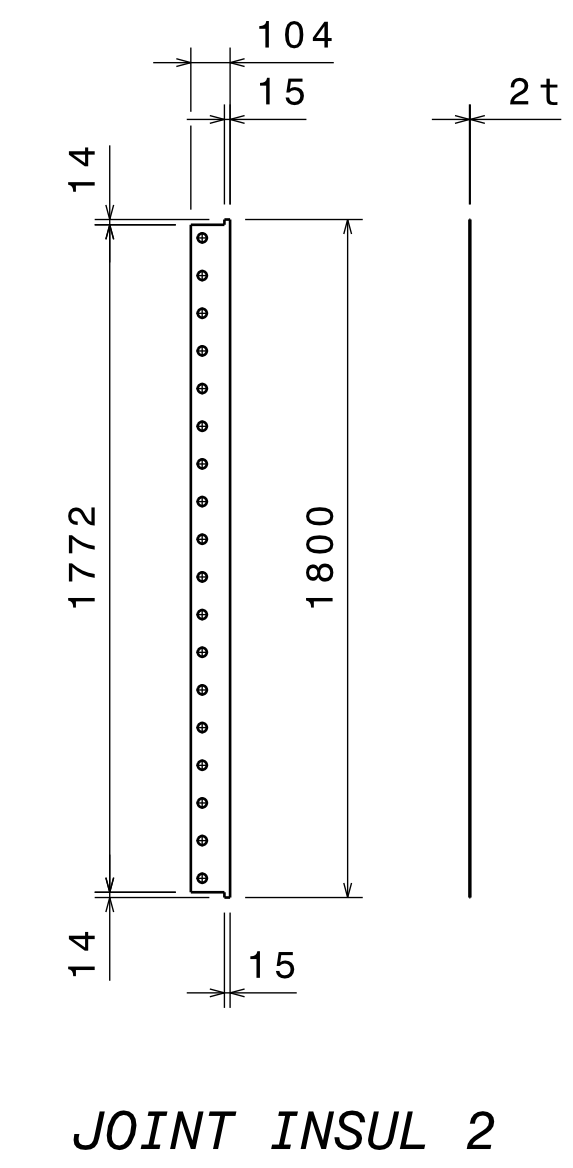
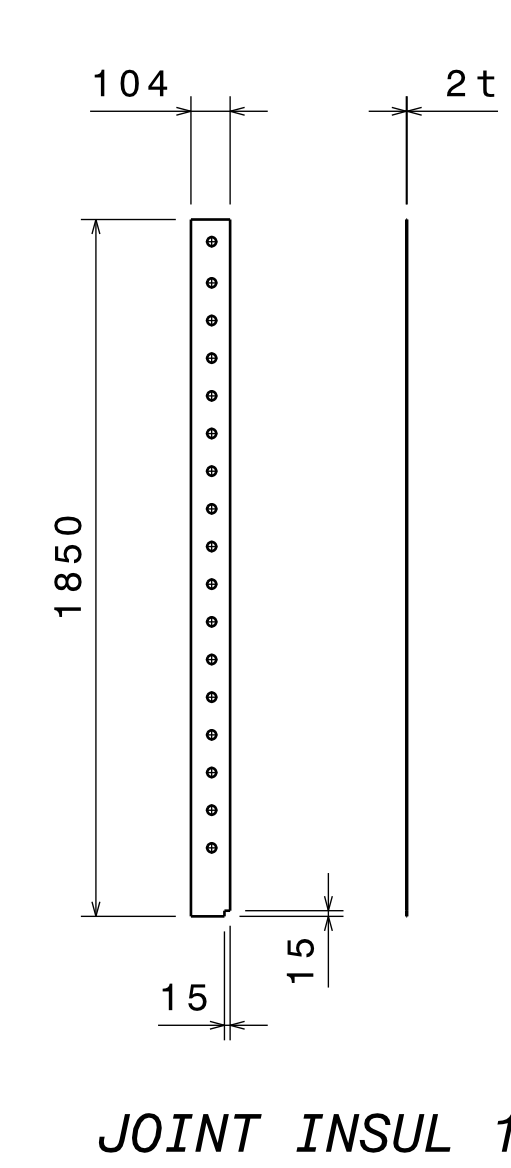
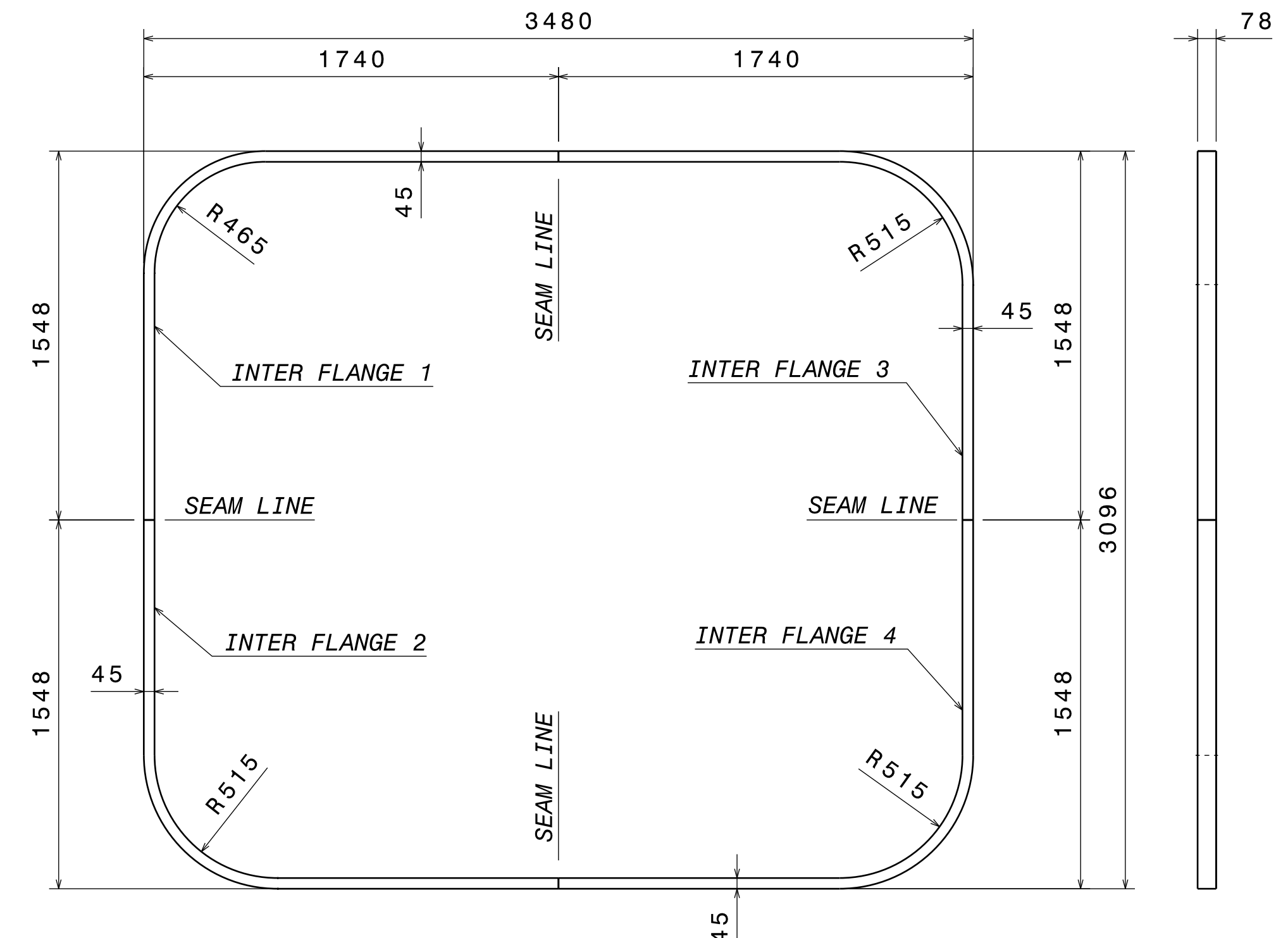


ISOMETRIC VIEW
Scale: 1:40

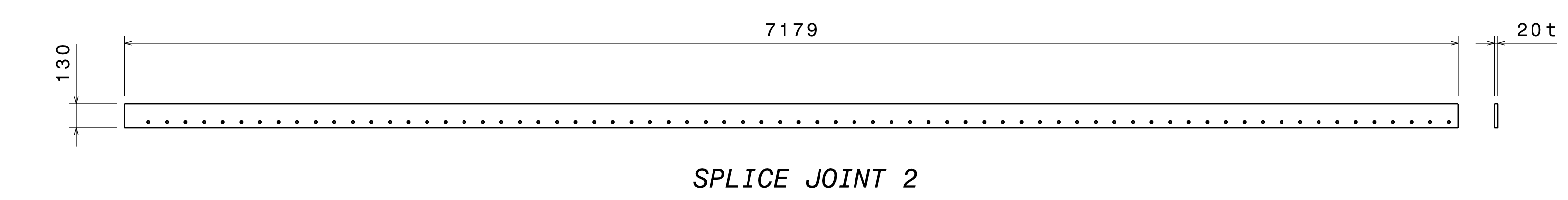
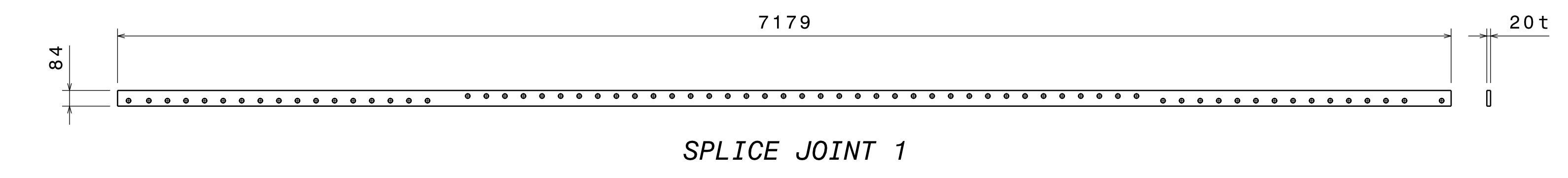
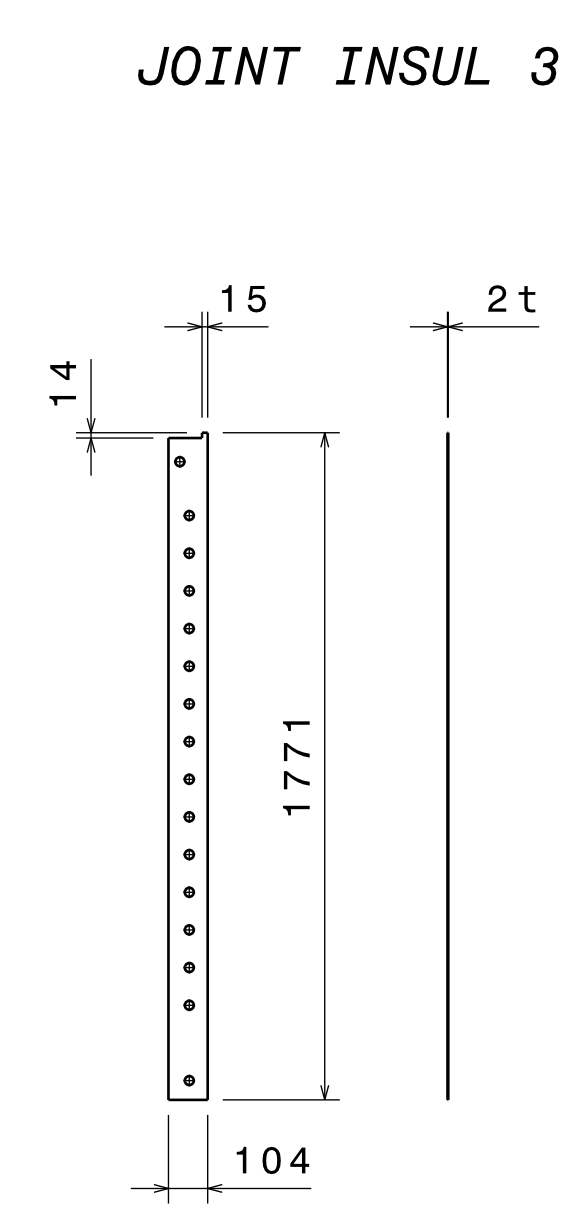
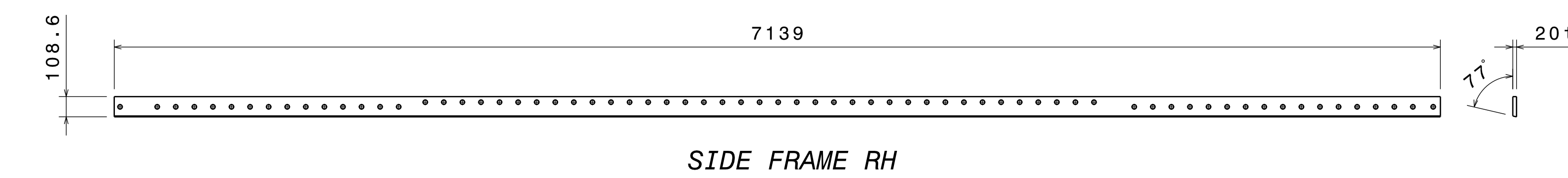
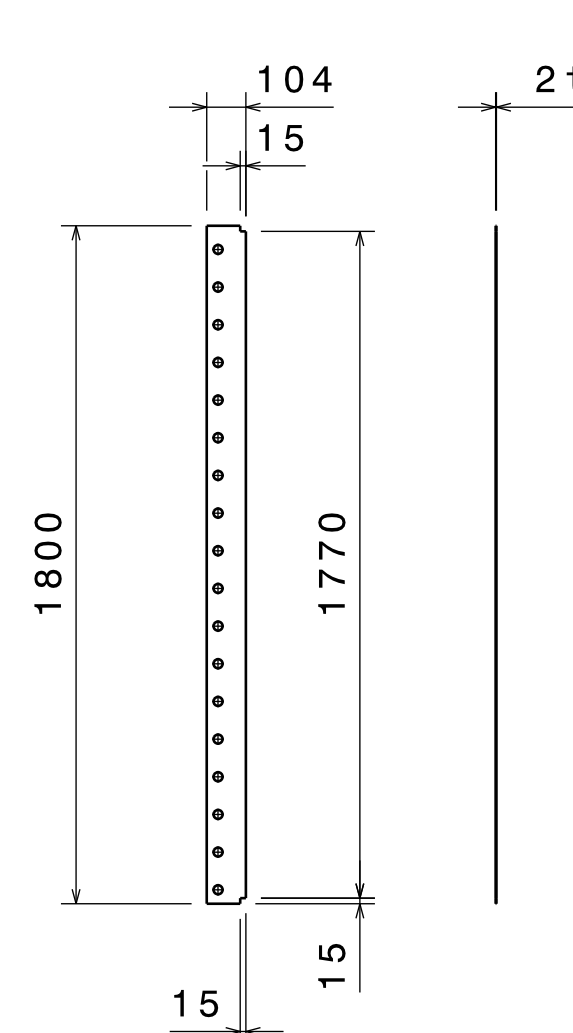
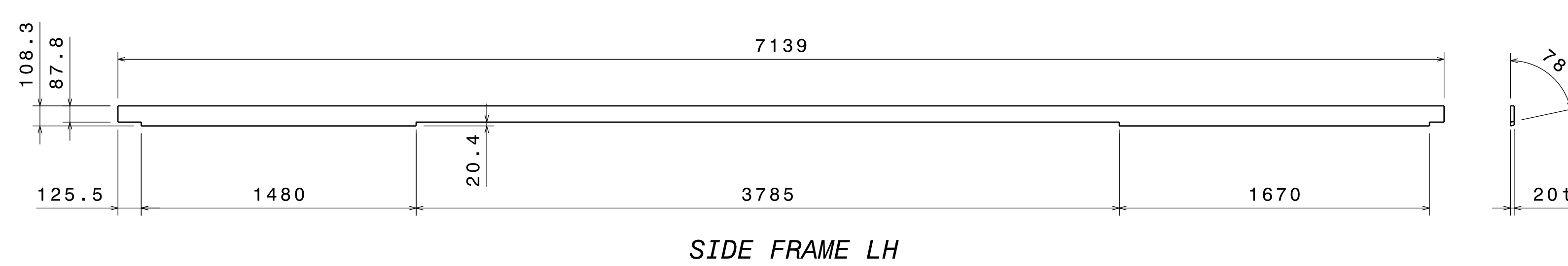
PART NO	NAME	MATERIAL	TYPE	DESCRIPTION	Q'TY	WEIGHT
ES04CA18	LWR FLANGE	SS304LN	PLATE	20x105.9x5391.7	1	
ES04CA17	UPR FLANGE	SS304LN	PLATE	20x105.9x5391.7	1	
ES04CA06	LWR PLATE 3	SS304LN	PLATE	20x85.9x5343.8	1	
ES04CA05	LWR PLATE 2	SS304LN	PLATE	20x85.9x5343.8	1	
ES04CA04	LWR PLATE 1	SS304LN	PLATE	20x1480x5352.7	1	
ES04CA03	UPR PLATE 3	SS304LN	PLATE	20x85.9x5343.8	1	
ES04CA02	UPR PLATE 2	SS304LN	PLATE	20x85.9x5343.8	1	
ES04CA01	UPR PLATE 1	SS304LN	PLATE	20x1670x5352.7	1	

BILL OF MATERIAL						
APP	D.K. KANG	03.03.17	PROJECT	ITER THERMAL SHIELD MANUFACTURE		
CHK	K.W. NAM	20.02.17	SFA			
RO			TITLE	EQUATORIAL CRYOSTAT THERMAL SHIELD		
CHK			iter			
APP	K.O. KANG	02.20.17	ECTS CYLINDER (VAR-B)			
CHK	Y.K. KANG	17.02.17	DETAILED PARTS - 2/6			
APP	K.S. LIM	06.12.16	DRAWING NUMBER	2702ES-M501-OCB-02-MO		
CHK	S.M. PARK	29.11.16	REVISION	-		
DRW			ITER Organization			
DRW DOC ID	SSBDJY		RELEASED BY	BLACKLK		
LINKED REV5 PT ID	SNNVNR		APPROVED BY	WUS		
PBS TITLE	Thermal Shields		CHECKED BY	DOMBROI		
Equatorial TS			CONTROLLED BY	HERN		
Equatorial Cryostat TS			DRAWING TITLE	ECTS CYLINDER_B DRW		
REV DATE	PT	NATURIT	PT	VERSION	DRAWN BY	
06 Mar 17	MD	---	---	---	PARKS6	
SHEET FORMAT	SCALE	PT	STATUS	DRAWING NUMBER		
A1	1:20	C	C	014101		
THIRD ANGLE PROJECTION	SHEET		NO OF SHEETS	PBS 3 LEVELS	DRAWING NUMBER	REVISION DR STATUS
	09		15	27.02.ES	014101	--- C

ID: 306363_V1_MATURITY_MD STATUS: DA APPROVED BY: HER N. DATE: 08 JUN 2020
 ID: 306363_V1_MATURITY_MD STATUS: DA APPROVED BY: HER N. DATE: 08 JUN 2020
 ID: 306363_V1_MATURITY_MD STATUS: DA APPROVED BY: HER N. DATE: 08 JUN 2020
 ID: 306363_V1_MATURITY_MD STATUS: DA APPROVED BY: HER N. DATE: 08 JUN 2020
 ID: 306363_V1_MATURITY_MD STATUS: DA APPROVED BY: HER N. DATE: 08 JUN 2020

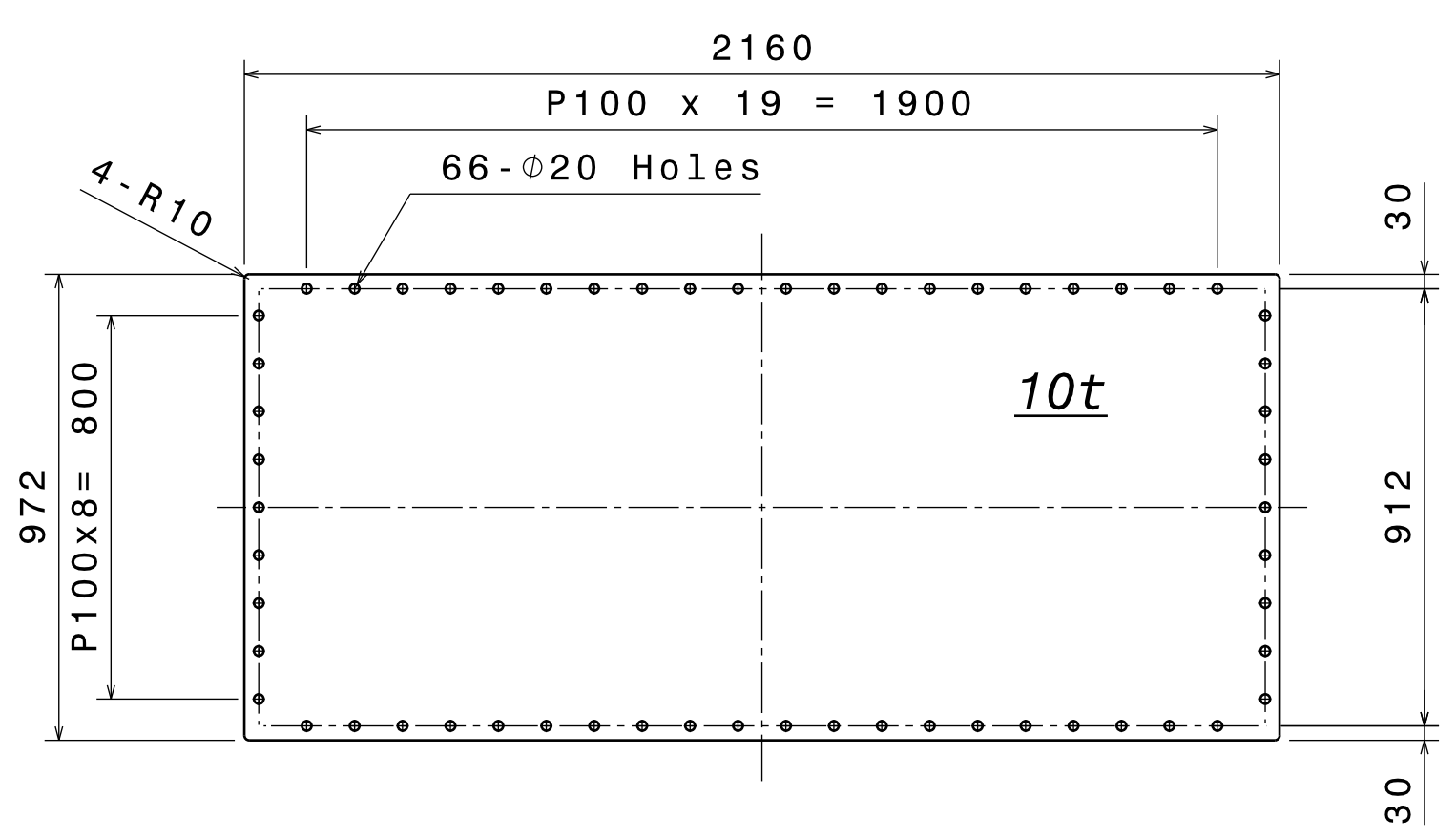


ISOMETRIC VIEW
Scale: 1:40

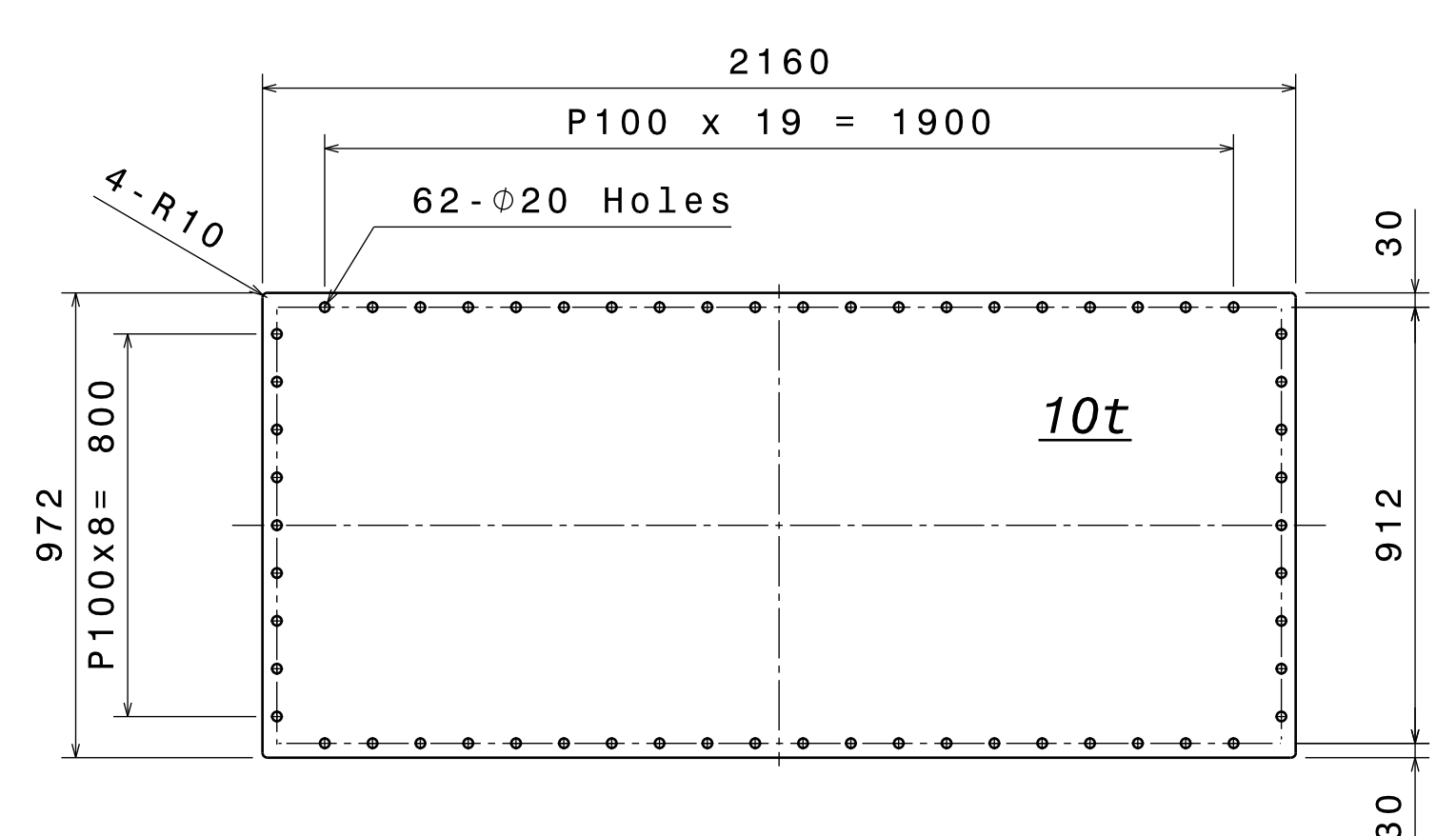


PART NO	NAME	MATERIAL	TYPE	DESCRIPTION	Q'TY	WEIGHT
ES04C004	JOINT INSUL 4	G10	PLATE	2x104x1771	1	
ES04C003	JOINT INSUL 3	G10	PLATE	2x104x1800	1	
ES04C002	JOINT INSUL 2	G10	PLATE	2x104x1800	1	
ES04C001	JOINT INSUL 1	G10	PLATE	2x104x1850	1	
ES04CB02	SPLICE JOINT 2	SS304LN	PLATE	20x130x7179	1	
ES04CB01	SPLICE JOINT 1	SS304LN	PLATE	20x84x7179	1	
ES04CA22	INTER FLANGE 4	SS304LN	PLATE	78x1548x1740	1	
ES04CA21	INTER FLANGE 3	SS304LN	PLATE	78x1548x1740	1	
ES04CA20	INTER FLANGE 2	SS304LN	PLATE	78x1548x1740	1	
ES04CA19	INTER FLANGE 1	SS304LN	PLATE	78x1548x1740	1	
ES04CA16	SIDE FRAME RH	SS304LN	PLATE	28x108.6x7139	1	
ES04CA15	SIDE FRAME LH	SS304LN	PLATE	28x108.3x7139	1	

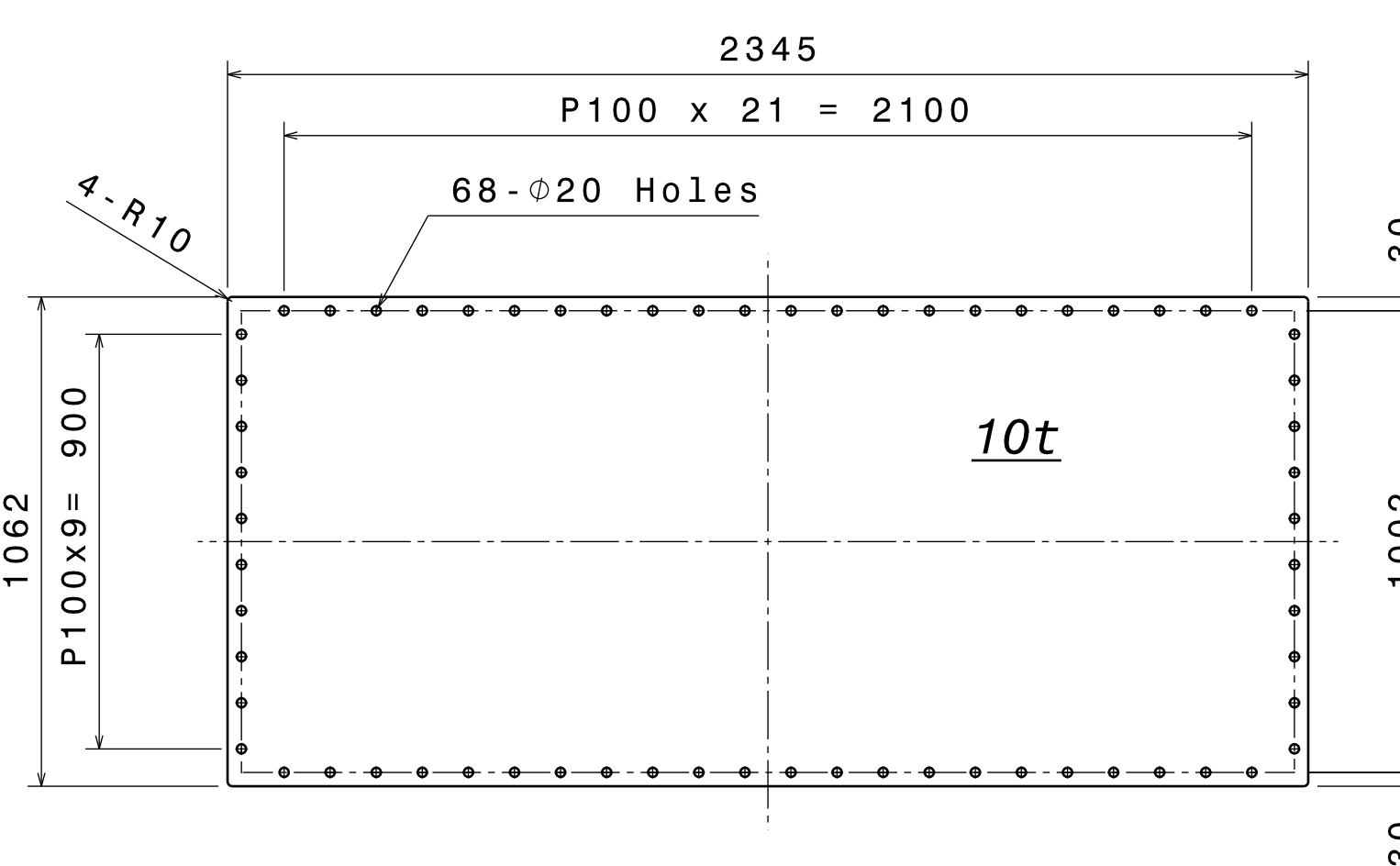
BILL OF MATERIAL			
APP	D. K. KANG	03.03.17	PROJECT
CHK	K. W. NAM	20.02.17	ITER THERMAL SHIELD MANUFACTURE
RO DA			TITLE
CHK			EQUATORIAL CRYOSTAT THERMAL SHIELD
APP	K. O. KANG	02.20.17	ECTS CYLINDER (VAR-B)
CHK	Y. K. KANG	17.02.17	DETAILED PARTS - 3/6
APP	K. S. LIM	06.12.16	DRAWING NUMBER
CHK	S. M. PARK	29.11.16	REVISION
DRW DOC ID		SSBDJY	RELEASED BY
LINKED REV PT ID		SNNVNR	BLACKLK
PDS TITLE		Thermal Shields	ITER Organization
CHECKED BY		WUS	
CONTROLLED BY		DOMBROI	
REV DATE		06 Mar 17	ECTS CYLINDER B DRW
SHEET FORMAT		A1	ECTS CYLINDER (VAR-B)
SCALE		1:20	DETAILED PARTS - 3/6
PT STATUS		C	
THIRD ANGLE PROJECTION			



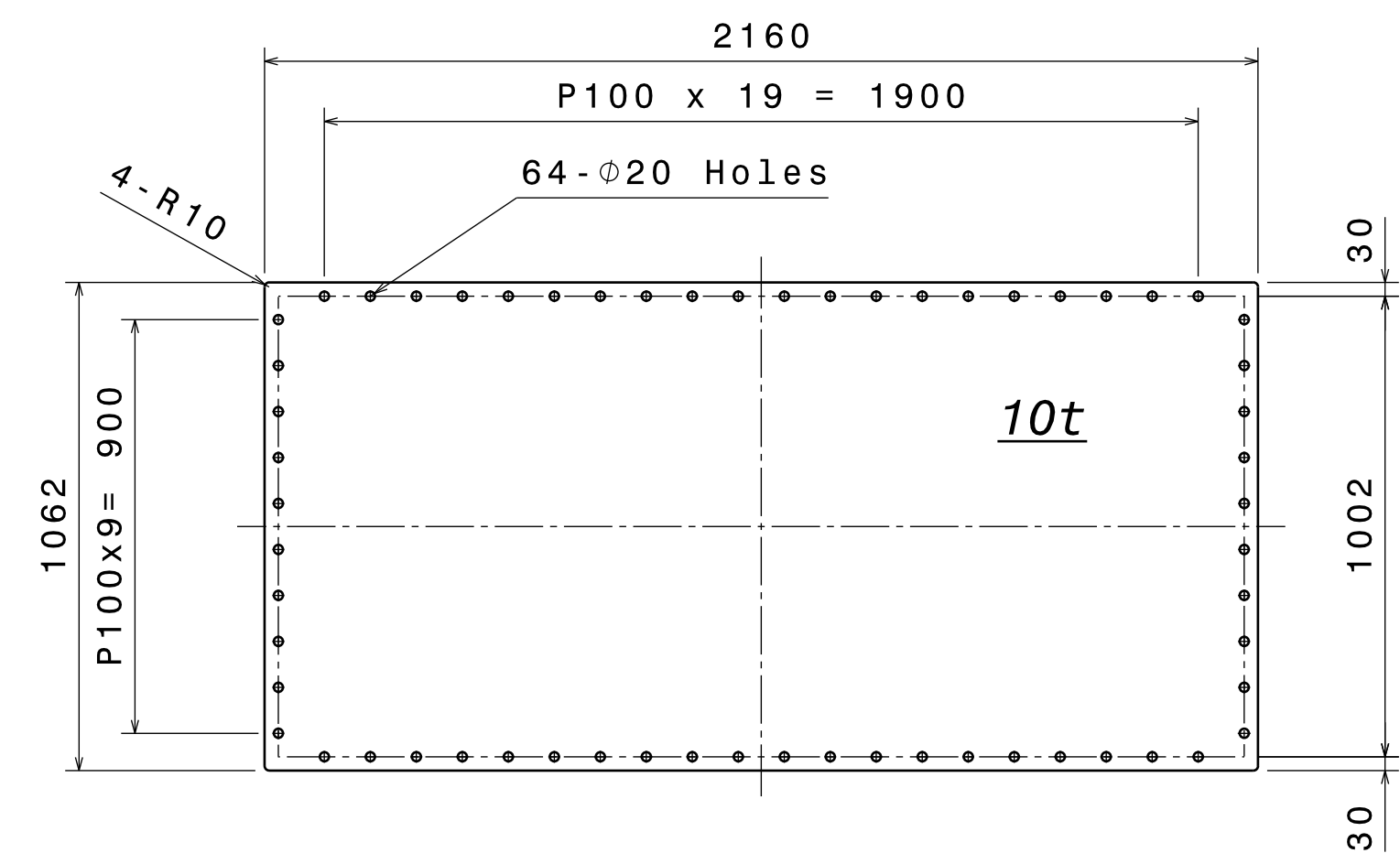
UPR PLATE A



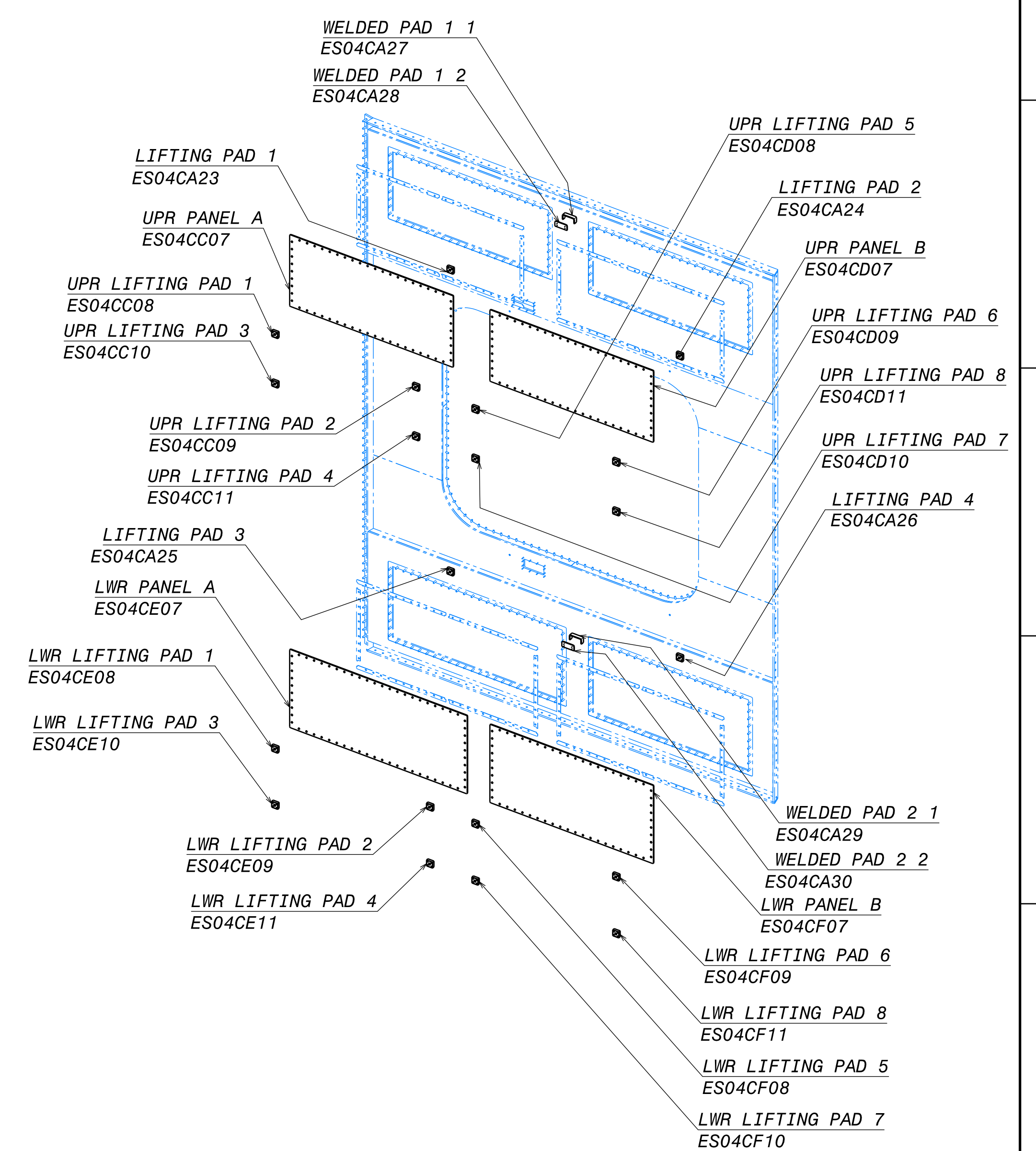
UPR PLATE B



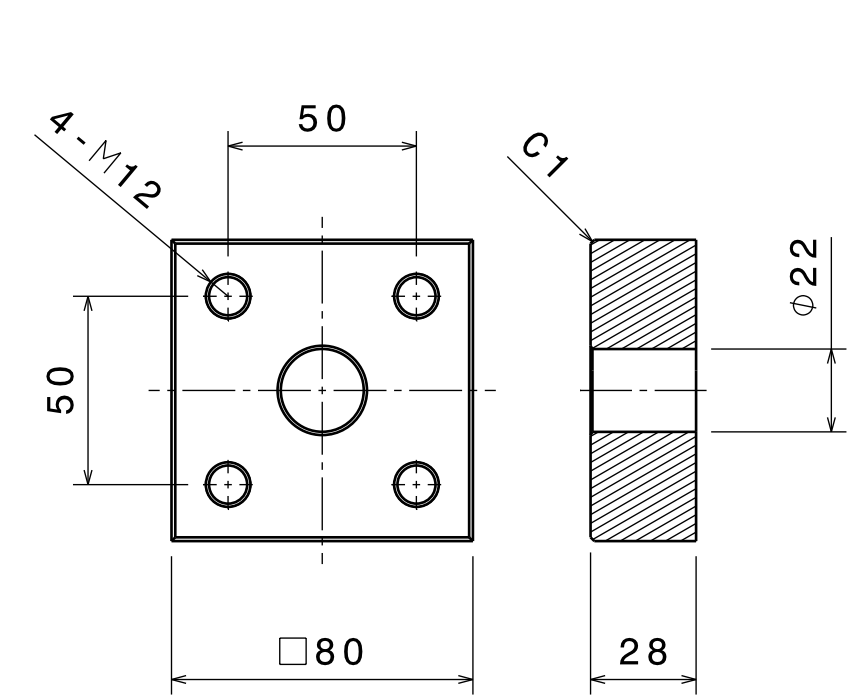
LWR PLATE A



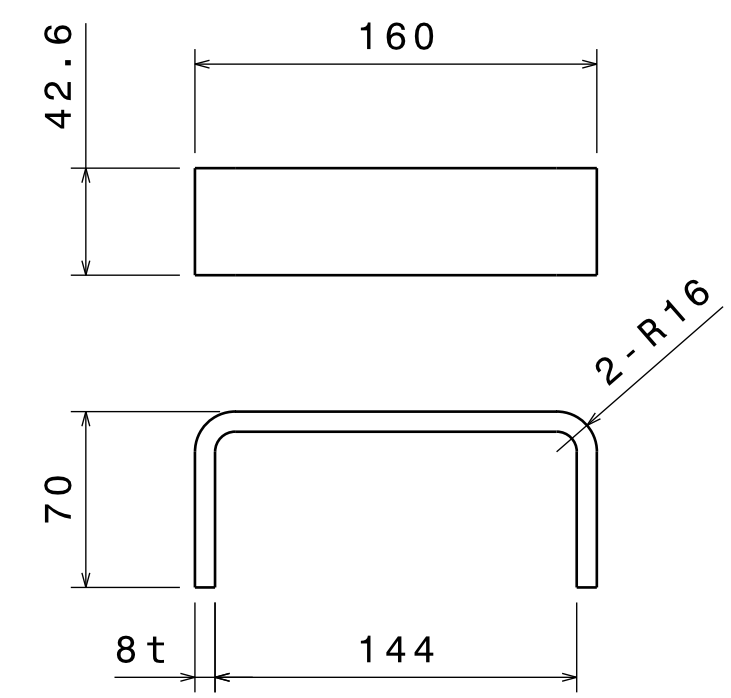
LWR PLATE B



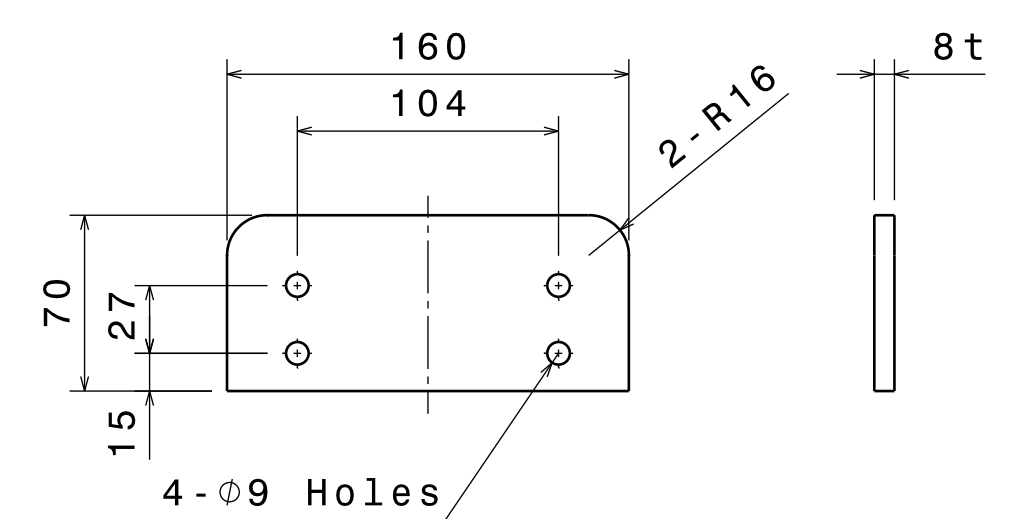
ISOMETRIC VIEW
Scale: 1:40



UPR / LWR LIFTING PAD 1-8
LIFTING PAD 1-4
Scale: 1:2



WELDED PAD 1 1
WELDED PAD 2 1
Scale: 1:3

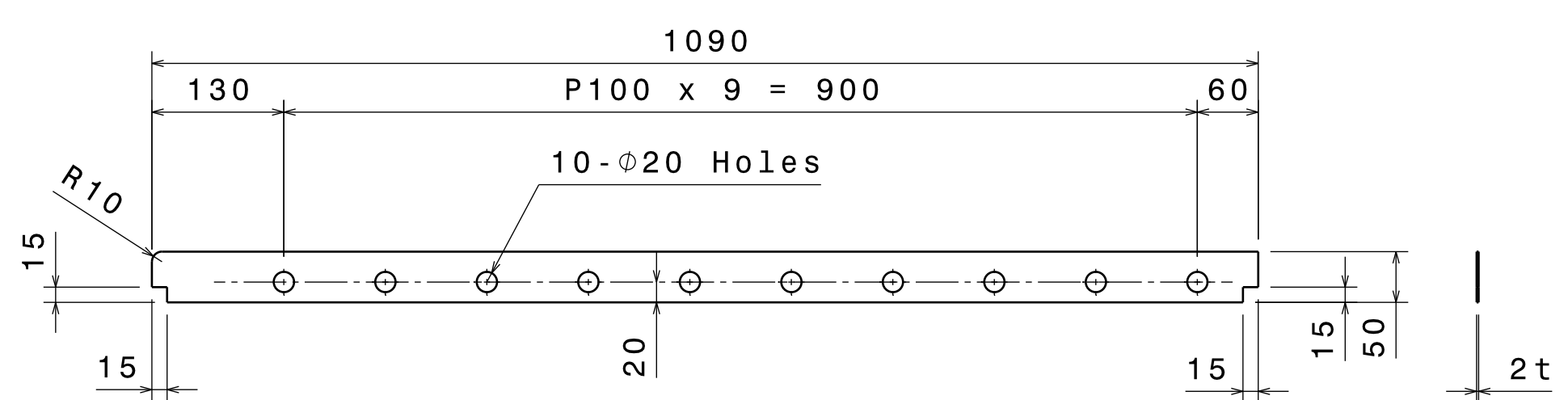


WELDED PAD 1 2
WELDED PAD 2 2
Scale: 1:3

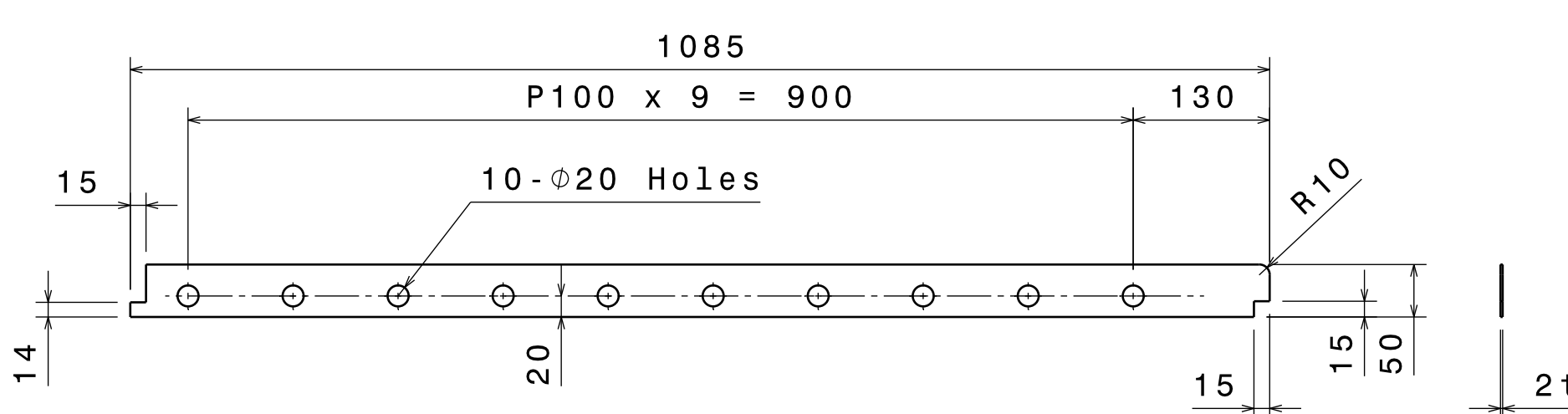
PART NO	NAME	MATERIAL	TYPE	DESCRIPTION	Q'TY	WEIGHT
ES04CF11	LWR LIFTING PAD 8	SS304LN	PLATE	28x80x80	1	
ES04CF10	LWR LIFTING PAD 7	SS304LN	PLATE	28x80x80	1	
ES04CF09	LWR LIFTING PAD 6	SS304LN	PLATE	28x80x80	1	
ES04CF08	LWR LIFTING PAD 5	SS304LN	PLATE	28x80x80	1	
ES04CF07	LWR PANEL B	SS304LN	PLATE	10x1062x2160	1	
ES04CE11	LWR LIFTING PAD 4	SS304LN	PLATE	28x80x80	1	
ES04CE10	LWR LIFTING PAD 3	SS304LN	PLATE	28x80x80	1	
ES04CE09	LWR LIFTING PAD 2	SS304LN	PLATE	28x80x80	1	
ES04CE08	LWR LIFTING PAD 1	SS304LN	PLATE	28x80x80	1	
ES04CE07	LWR PANEL A	SS304LN	PLATE	10x1062x2345	1	
ES04CD11	UPR LIFTING PAD 8	SS304LN	PLATE	28x80x80	1	
ES04CD10	UPR LIFTING PAD 7	SS304LN	PLATE	28x80x80	1	
ES04CD09	UPR LIFTING PAD 6	SS304LN	PLATE	28x80x80	1	
ES04CD08	UPR LIFTING PAD 5	SS304LN	PLATE	28x80x80	1	
ES04CD07	UPR PANEL B	SS304LN	PLATE	10x972x2160	1	
ES04CC11	UPR LIFTING PAD 4	SS304LN	PLATE	28x80x80	1	
ES04CC10	UPR LIFTING PAD 3	SS304LN	PLATE	28x80x80	1	
ES04CC09	UPR LIFTING PAD 2	SS304LN	PLATE	28x80x80	1	
ES04CC08	UPR LIFTING PAD 1	SS304LN	PLATE	28x80x80	1	
ES04CC07	UPR PANEL A	SS304LN	PLATE	10x972x2160	1	
ES04CA30	WELDED PAD 2 2	SS304LN	PLATE	8x70x160	1	
ES04CA29	WELDED PAD 2 1	SS304LN	PLATE	42.6x70x160	1	
ES04CA28	WELDED PAD 1 2	SS304LN	PLATE	8x70x160	1	
ES04CA27	WELDED PAD 1 1	SS304LN	PLATE	42.6x70x160	1	
ES04CA26	LIFTING PAD 4	SS304LN	PLATE	28x80x80	1	
ES04CA25	LIFTING PAD 3	SS304LN	PLATE	28x80x80	1	
ES04CA24	LIFTING PAD 2	SS304LN	PLATE	28x80x80	1	
ES04CA23	LIFTING PAD 1	SS304LN	PLATE	28x80x80	1	

BILL OF MATERIAL

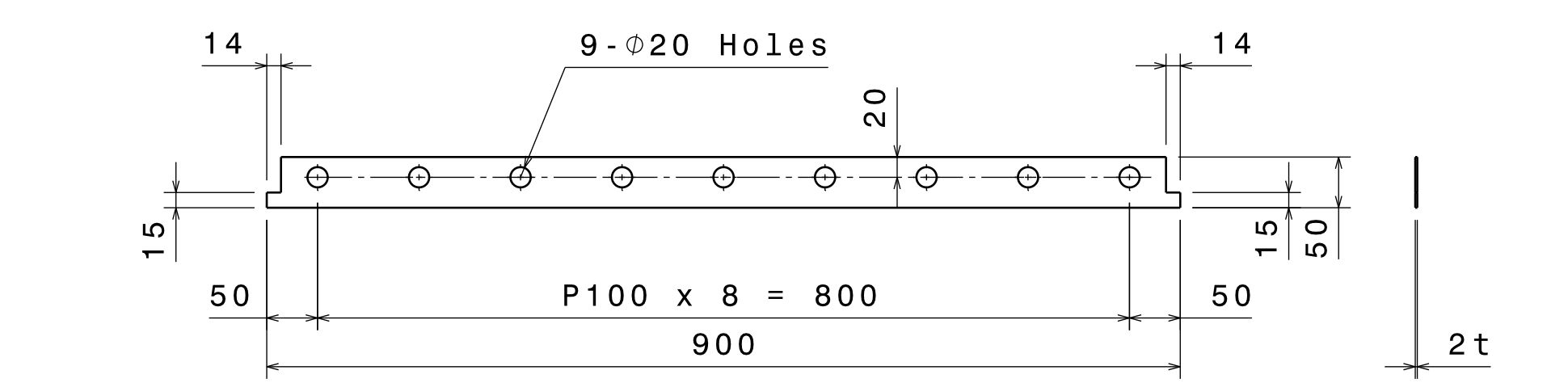
APP D.K. KANG	03.03.17	PROJECT	ITER THERMAL SHIELD MANUFACTURE
CHK K.W. NAM	20.02.17	TITLE	EQUATORIAL CRYOSTAT THERMAL SHIELD
APP K.O. KANG	02.20.17	TITLE	ECTS CYLINDER (VAR-B)
CHK Y.K. KANG	17.02.17	TITLE	DETAILED PARTS - 4/6
APP K.S. LIM	06.12.16	DRAWING NUMBER	2702ES-M501-OCB-04-M0
CHK S.M. PARK	29.11.16	REVISION	-
DRW DOC ID	SSBDJY	RELEASED BY	ITER Organization
LINKED REV PT ID	SNNVNR	APPROVED BY	BLACKLK
PBS TITLE	WUS	CHECKED BY	DOMBROI
Thermal Shields		CONTROLLED BY	HERN
Equatorial TS		REV DATE	06 Mar 17
Equatorial Cryostat TS		PT STATUS	MD
		SCALE	1:15
		PT STATUS	C
		THIRD ANGLE PROJECTION	11 15 27 02 ES
			014101



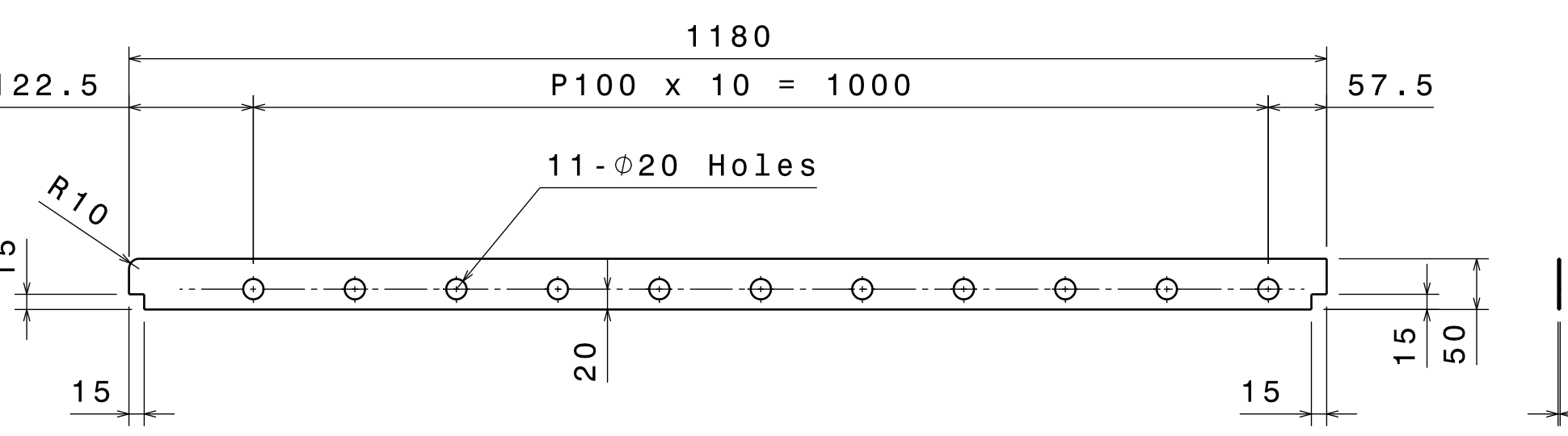
UPR COPPER PLATE 1 / 5 / 7 / 11



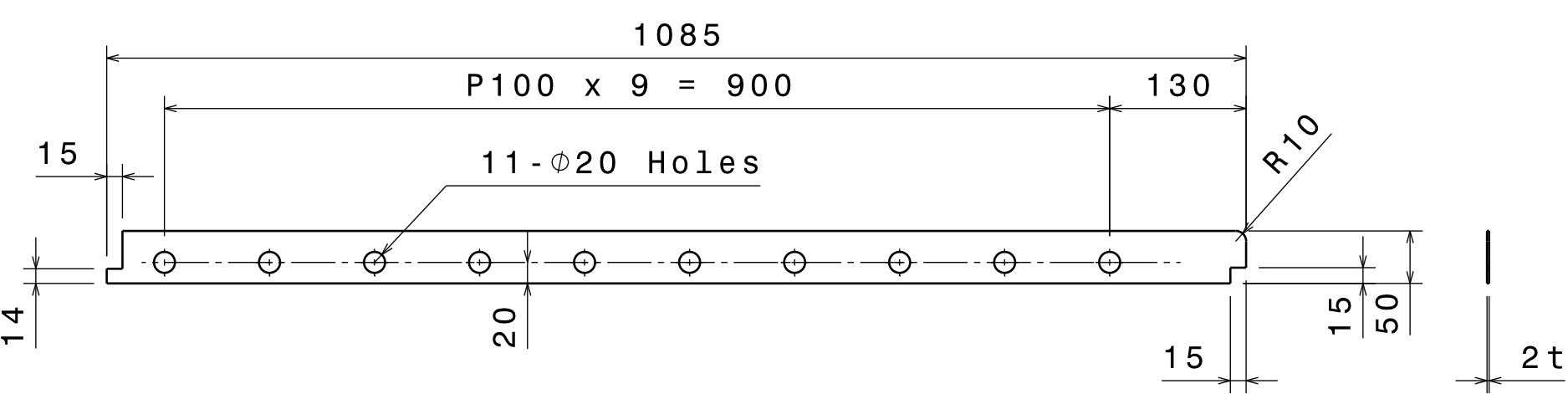
UPR COPPER PLATE 2 / 4 / 8 / 10



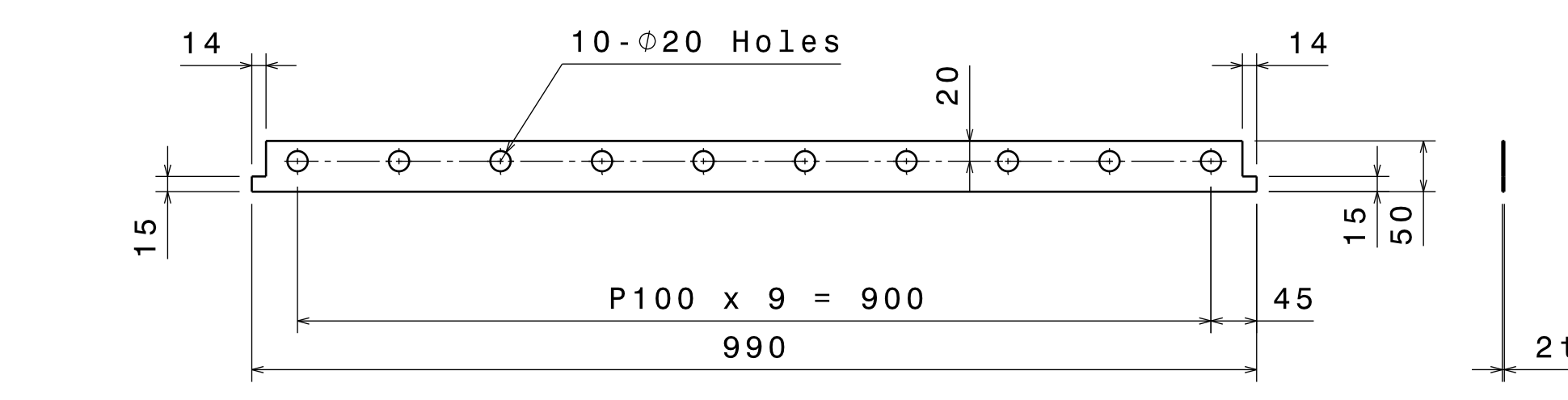
UPR COPPER PLATE 3 / 6 / 9 / 12



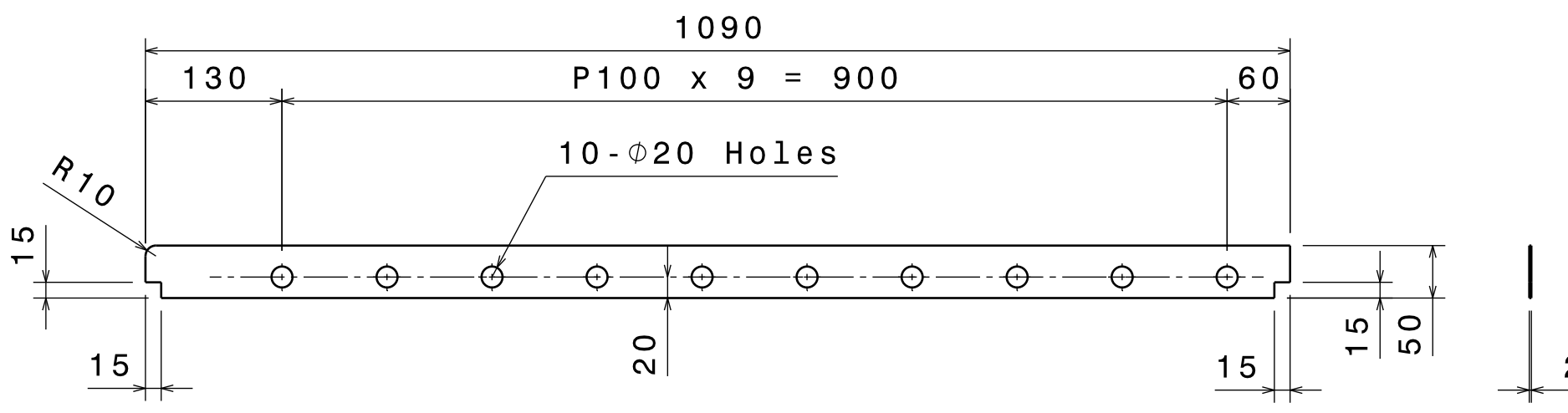
LWR COPPER PLATE 2 / 4



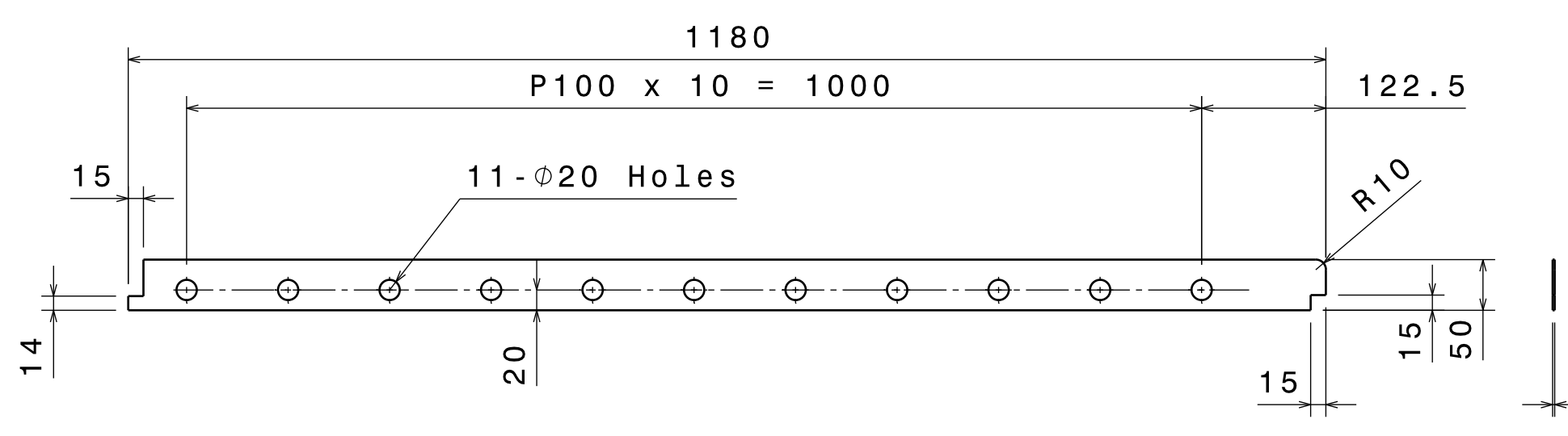
LWR COPPER PLATE 8 / 10



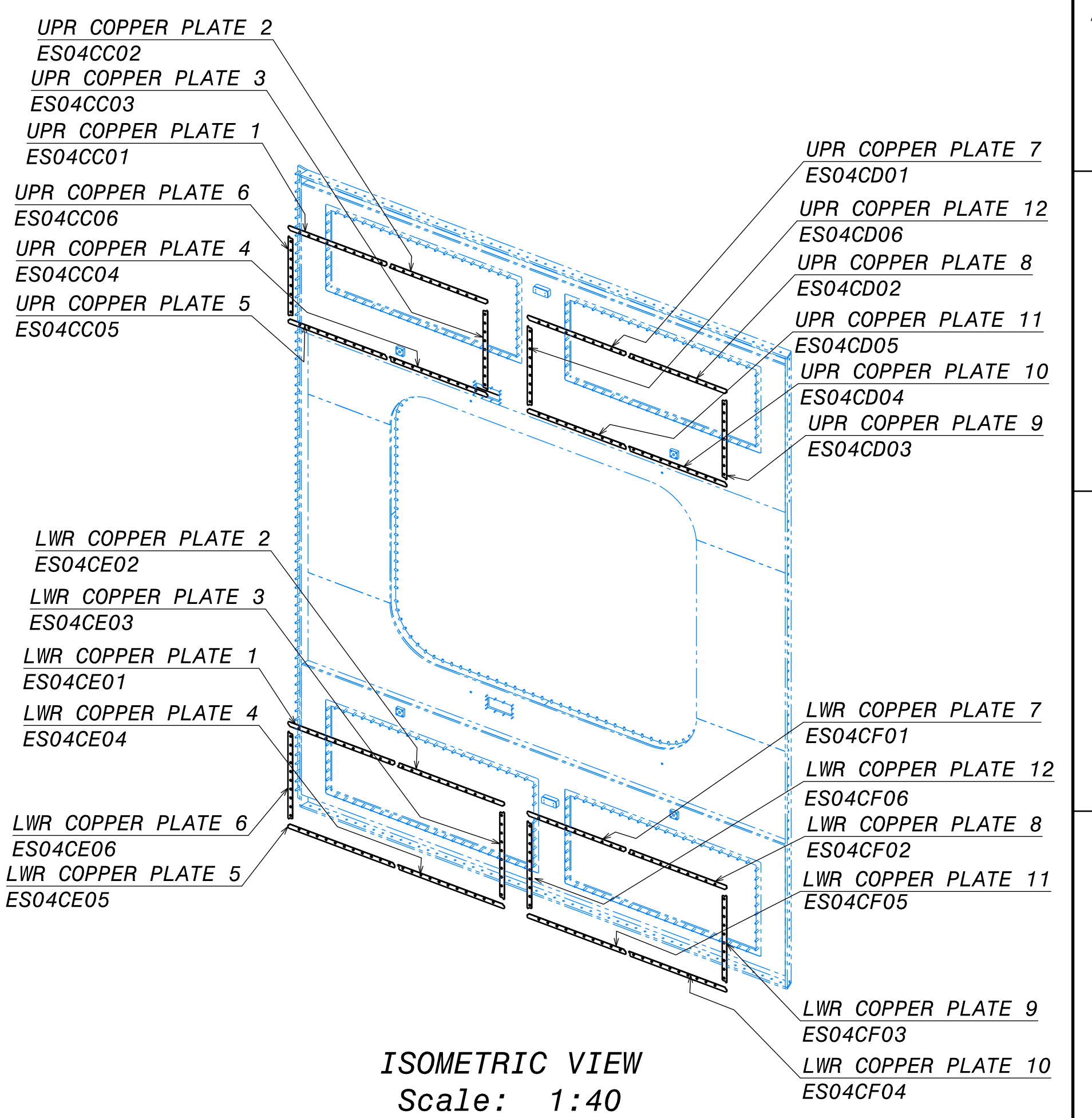
LWR COPPER PLATE 3 / 6 / 9 / 12



LWR COPPER PLATE 7 / 11



LWR COPPER PLATE 1 / 5



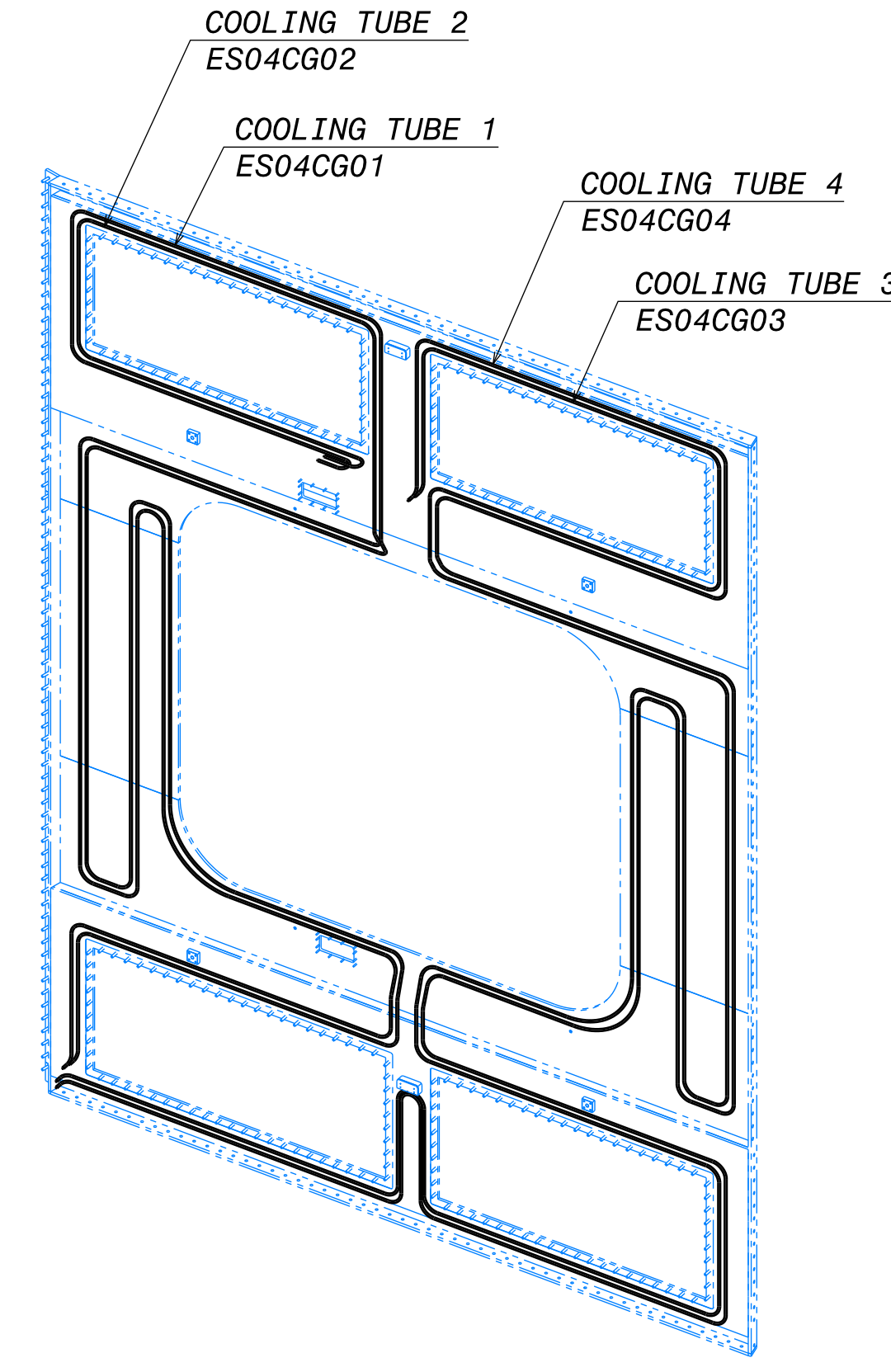
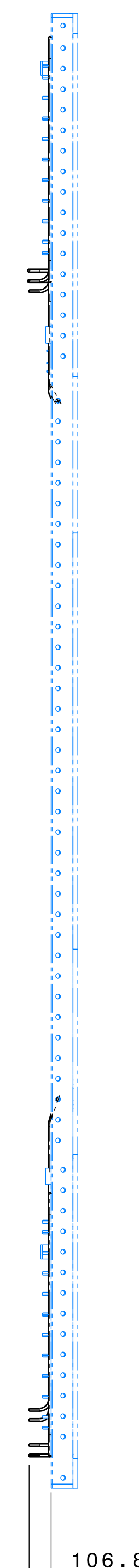
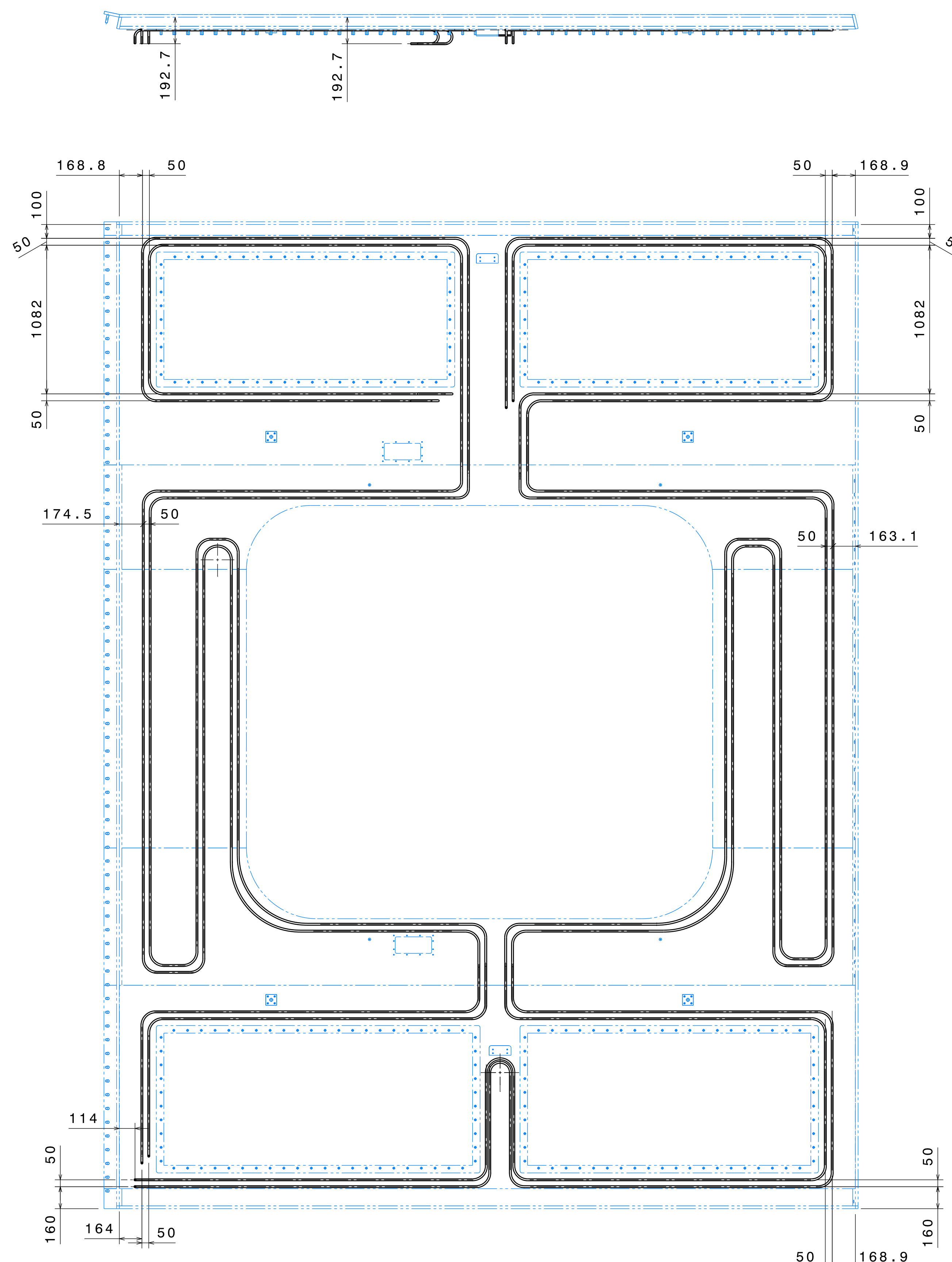
ISOMETRIC VIEW Scale: 1:40

PART NO	NAME	MATERIAL	TYPE	DESCRIPTION	Q'TY	WEIGHT
ES04CF06	LWR COPPER PLATE 12	OFHC	PLATE	2x50x990	1	
ES04CF05	LWR COPPER PLATE 11	OFHC	PLATE	2x50x1090	1	
ES04CF04	LWR COPPER PLATE 10	OFHC	PLATE	2x50x1085	1	
ES04CF03	LWR COPPER PLATE 9	OFHC	PLATE	2x50x990	1	
ES04CF02	LWR COPPER PLATE 8	OFHC	PLATE	2x50x1085	1	
ES04CF01	LWR COPPER PLATE 7	OFHC	PLATE	2x50x1090	1	
ES04CE06	LWR COPPER PLATE 6	OFHC	PLATE	2x50x990	1	
ES04CE05	LWR COPPER PLATE 5	OFHC	PLATE	2x50x1180	1	
ES04CE04	LWR COPPER PLATE 4	OFHC	PLATE	2x50x1180	1	
ES04CE03	LWR COPPER PLATE 3	OFHC	PLATE	2x50x990	1	
ES04CE02	LWR COPPER PLATE 2	OFHC	PLATE	2x50x1180	1	
ES04CE01	LWR COPPER PLATE 1	OFHC	PLATE	2x50x1180	1	
ES04CD06	UPR COPPER PLATE 12	OFHC	PLATE	2x50x900	1	
ES04CD05	UPR COPPER PLATE 11	OFHC	PLATE	2x50x1090	1	
ES04CD04	UPR COPPER PLATE 10	OFHC	PLATE	2x50x1085	1	
ES04CD03	UPR COPPER PLATE 9	OFHC	PLATE	2x50x900	1	
ES04CD02	UPR COPPER PLATE 8	OFHC	PLATE	2x50x1085	1	
ES04CD01	UPR COPPER PLATE 7	OFHC	PLATE	2x50x1090	1	
ES04CC06	UPR COPPER PLATE 6	OFHC	PLATE	2x50x900	1	
ES04CC05	UPR COPPER PLATE 5	OFHC	PLATE	2x50x1090	1	
ES04CC04	UPR COPPER PLATE 4	OFHC	PLATE	2x50x1085	1	
ES04CC03	UPR COPPER PLATE 3	OFHC	PLATE	2x50x900	1	
ES04CC02	UPR COPPER PLATE 2	OFHC	PLATE	2x50x1085	1	
ES04CC01	UPR COPPER PLATE 1	OFHC	PLATE	2x50x1090	1	

PART NO	NAME	MATERIAL	TYPE	DESCRIPTION	Q'TY	WEIGHT
ES04CF06	LWR COPPER PLATE 12	OFHC	PLATE	2x50x990	1	
ES04CF05	LWR COPPER PLATE 11	OFHC	PLATE	2x50x1090	1	
ES04CF04	LWR COPPER PLATE 10	OFHC	PLATE	2x50x1085	1	
ES04CF03	LWR COPPER PLATE 9	OFHC	PLATE	2x50x990	1	
ES04CF02	LWR COPPER PLATE 8	OFHC	PLATE	2x50x1085	1	
ES04CF01	LWR COPPER PLATE 7	OFHC	PLATE	2x50x1090	1	
ES04CE06	LWR COPPER PLATE 6	OFHC	PLATE	2x50x990	1	
ES04CE05	LWR COPPER PLATE 5	OFHC	PLATE	2x50x1180	1	
ES04CE04	LWR COPPER PLATE 4	OFHC	PLATE	2x50x1180	1	
ES04CE03	LWR COPPER PLATE 3	OFHC	PLATE	2x50x990	1	
ES04CE02	LWR COPPER PLATE 2	OFHC	PLATE	2x50x1180	1	
ES04CE01	LWR COPPER PLATE 1	OFHC	PLATE	2x50x1180	1	
ES04CD06	UPR COPPER PLATE 12	OFHC	PLATE	2x50x900	1	
ES04CD05	UPR COPPER PLATE 11	OFHC	PLATE	2x50x1090	1	
ES04CD04	UPR COPPER PLATE 10	OFHC	PLATE	2x50x1085	1	
ES04CD03	UPR COPPER PLATE 9	OFHC	PLATE	2x50x900	1	
ES04CD02	UPR COPPER PLATE 8	OFHC	PLATE	2x50x1085	1	
ES04CD01	UPR COPPER PLATE 7	OFHC	PLATE	2x50x1090	1	
ES04CC06	UPR COPPER PLATE 6	OFHC	PLATE	2x50x900	1	
ES04CC05	UPR COPPER PLATE 5	OFHC	PLATE	2x50x1090	1	
ES04CC04	UPR COPPER PLATE 4	OFHC	PLATE	2x50x1085	1	
ES04CC03	UPR COPPER PLATE 3	OFHC	PLATE	2x50x900	1	
ES04CC02	UPR COPPER PLATE 2	OFHC	PLATE	2x50x1085	1	
ES04CC01	UPR COPPER PLATE 1	OFHC	PLATE	2x50x1090	1	

BILL OF MATERIAL			
APP	D.K. KANG	03.03.17	PROJECT
CHK	K.W. NAM	20.02.17	ITER THERMAL SHIELD MANUFACTURE
DR	-	-	TITLE
APP	K.O. KANG	02.20.17	EQUATORIAL CRYOSTAT THERMAL SHIELD
CHK	Y.K. KANG	17.02.17	ECTS CYLINDER (VAR-B)
APP	K.S. LIM	06.12.16	DETAILED PARTS - 5/6
CHK	S.M. PARK	29.11.16	DRAWING NUMBER
DRW	-	-	REVISION
DRW DOC ID			ITER Organization
LINKED REV5 PT ID			
PDS TITLE			Thermal Shields
CHECKED BY			WUS
CONTROLLED BY			DOMBROI
REV DATE			06 Mar 17
SHEET FORMAT			A1
SCALE			1:6
PT STATUS			C
THIRD ANGLE PROJECTION			⊗
REVISION DR STATUS			---

APPROVED BY : HER N. DATE : 08 JUN 2020
 APPROVED BY : KANG D. DATE : 08 JUN 2020
 INT. USAGE APP.
 Spaceservation for the banner



ISOMETRIC VIEW
Scale: 1:40

COOLING TUBE ARRANGEMENT

PART NO	NAME	MATERIAL	TYPE	DESCRIPTION	Q'TY	WEIGHT
ES04CG04	COOLING TUBE 4	SS TP304L	TUBE	O.D 13.7 x 2.24t x 30.1m	1	
ES04CG03	COOLING TUBE 3	SS TP304L	TUBE	O.D 13.7 x 2.24t x 29.5m	1	
ES04CG02	COOLING TUBE 2	SS TP304L	TUBE	O.D 13.7 x 2.24t x 25.5m	1	
ES04CG01	COOLING TUBE 1	SS TP304L	TUBE	O.D 13.7 x 2.24t x 25.8m	1	

BILL OF MATERIAL						
APP	D.K. KANG	03.03.17	PROJECT	ITER THERMAL SHIELD MANUFACTURE		
CHK	K.W. NAM	20.02.17	APPROVED BY	SFA		
RO DA			TITLE	EQUATORIAL CRYOSTAT THERMAL SHIELD		
CHK	K.O. KANG	02.20.17		ITER KOREA		
APP	Y.K. KANG	17.02.17	DRAWING TITLE	ECTS CYLINDER (VAR-B)		
CHK	K.S. LIM	06.12.16	DRAWING NUMBER	2702ES-M501-OCB-06-MO		
DWG	S.M. PARK	29.11.16	REVISION	-		
DRW DOC ID	SSBDJY	RELEASED BY	ITER Organization			
LINKED REV5 PT ID	SNNVNR	APPROVED BY	BLACKLK			
PBS TITLE	Thermal Shields	CHECKED BY	WUS			
Equatorial TS		CONTROLLED BY	DOMBROI			
Equatorial Cryostat TS		DRAWING TITLE	ECTS CYLINDER B DRW			
REV DATE	06 Mar 17	SCALE	1:20	PT STATUS	C	DRAWN BY
SHEET FORMAT	A1	SCALE	1:20	PT STATUS	C	DRAWN BY
THIRD ANGLE PROJECTION		SHEET NO	13	PBS 3 LEVELS SHEETS	15	DRAWING NUMBER
						014101

						C

ID: 306363 MATURITY: MD STATUS: DA APPROVED BY: HER N. DATE: 08 JUN 2020
 ID: 306363 MATURITY: MD STATUS: DA APPROVED BY: HER N. DATE: 08 JUN 2020
 ID: 306363 MATURITY: MD STATUS: DA APPROVED BY: HER N. DATE: 08 JUN 2020

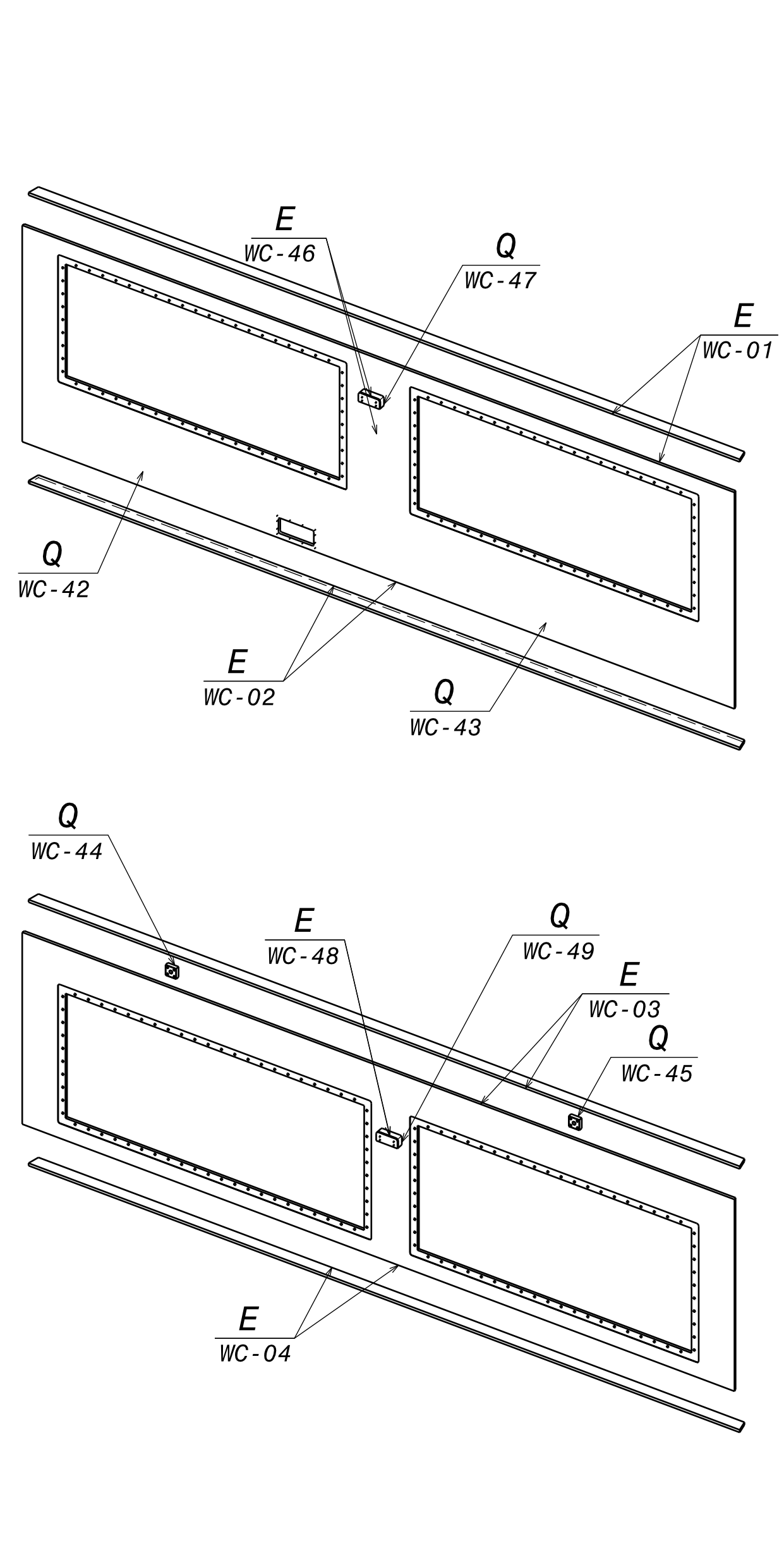
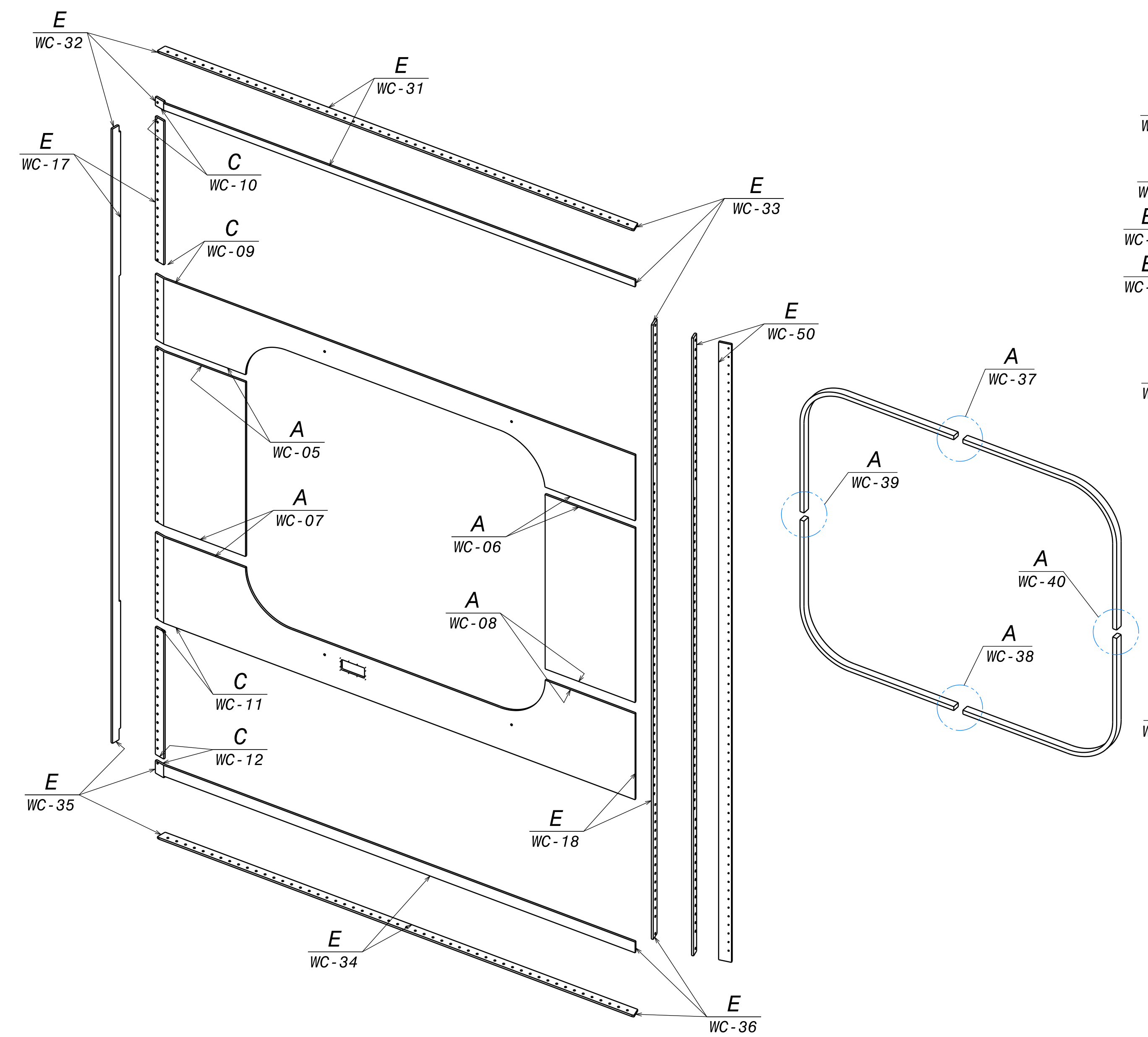
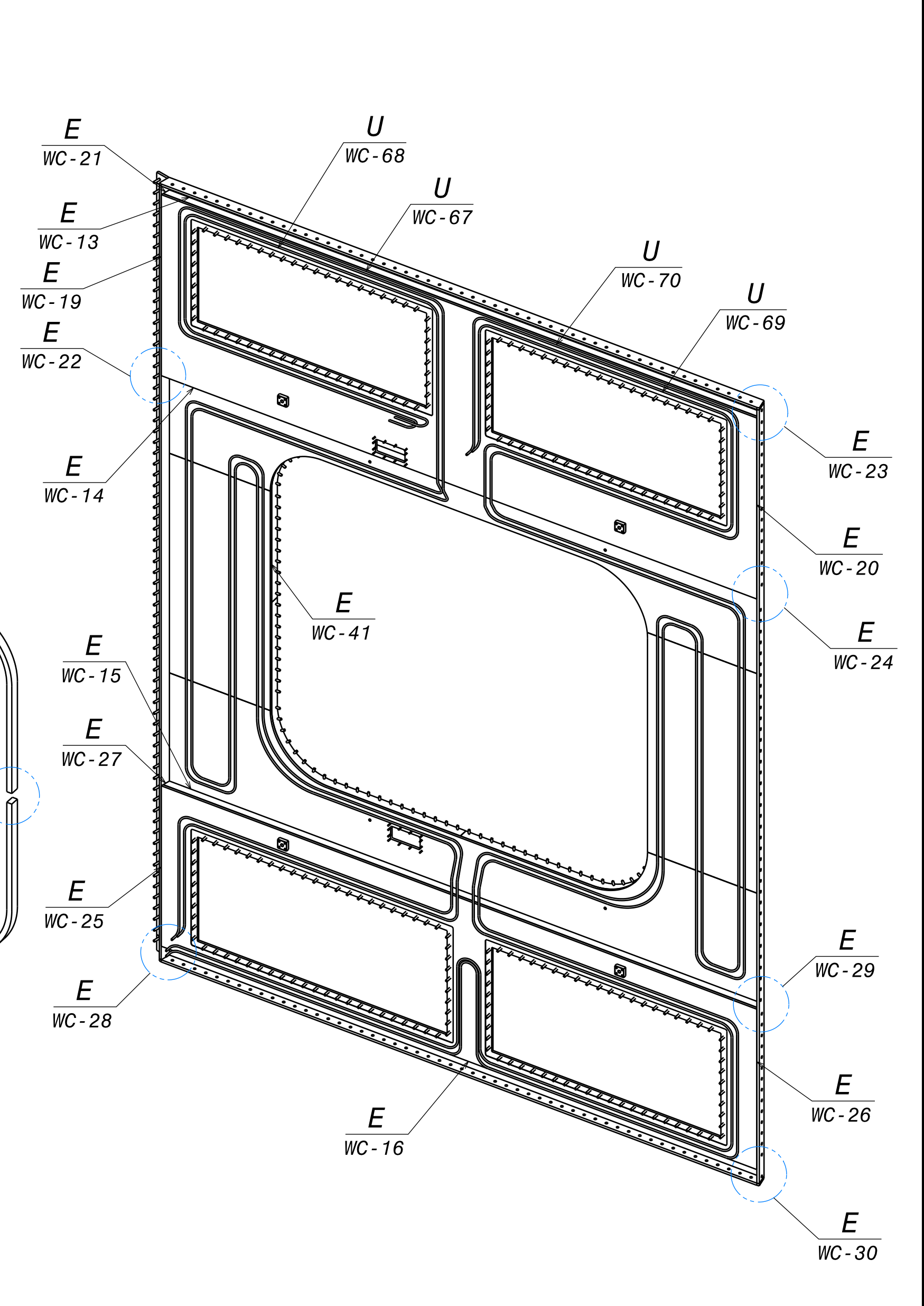


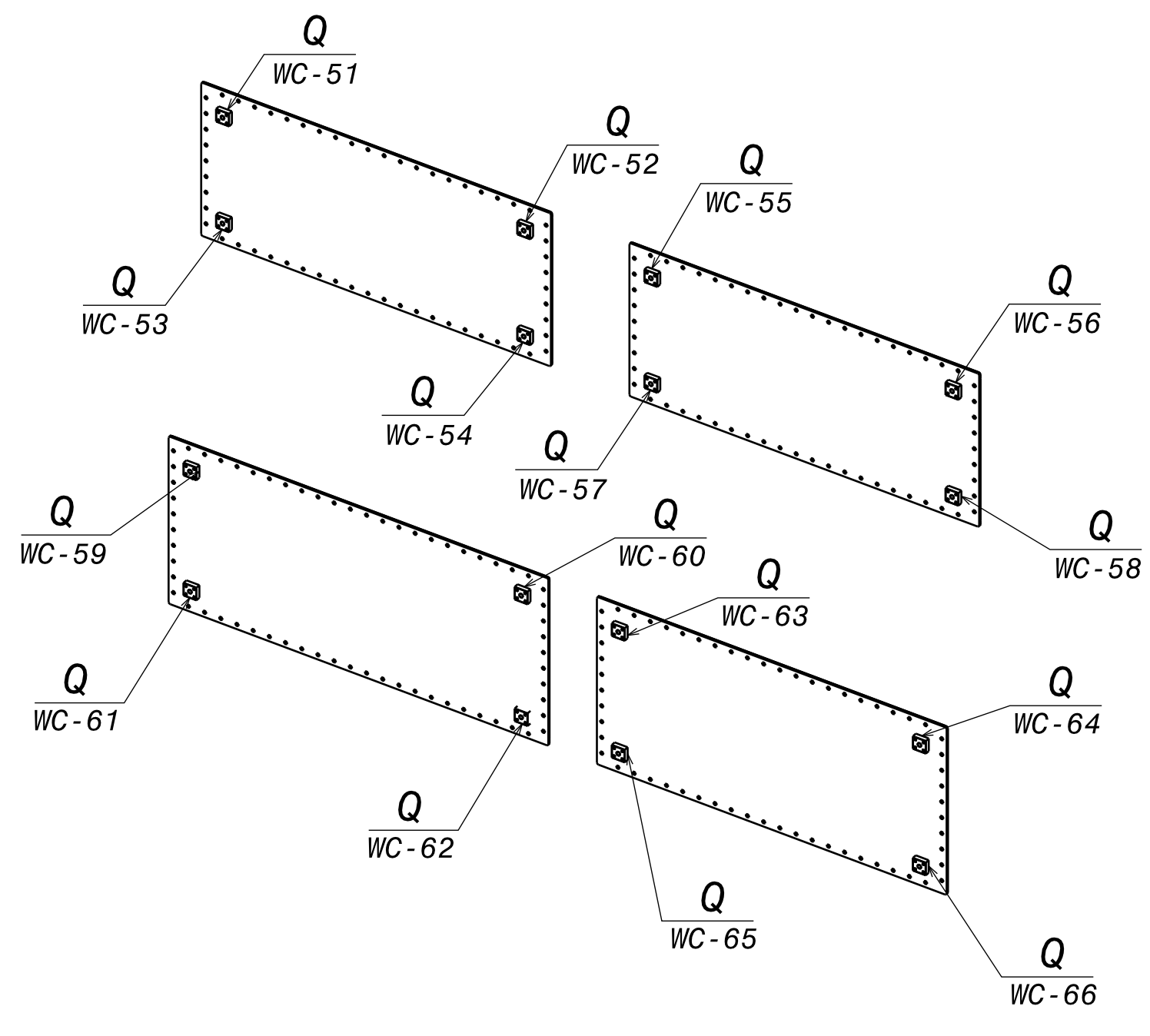
PLATE WELD JOINT



FRAME & SPLICE JOINT WELD JOINT




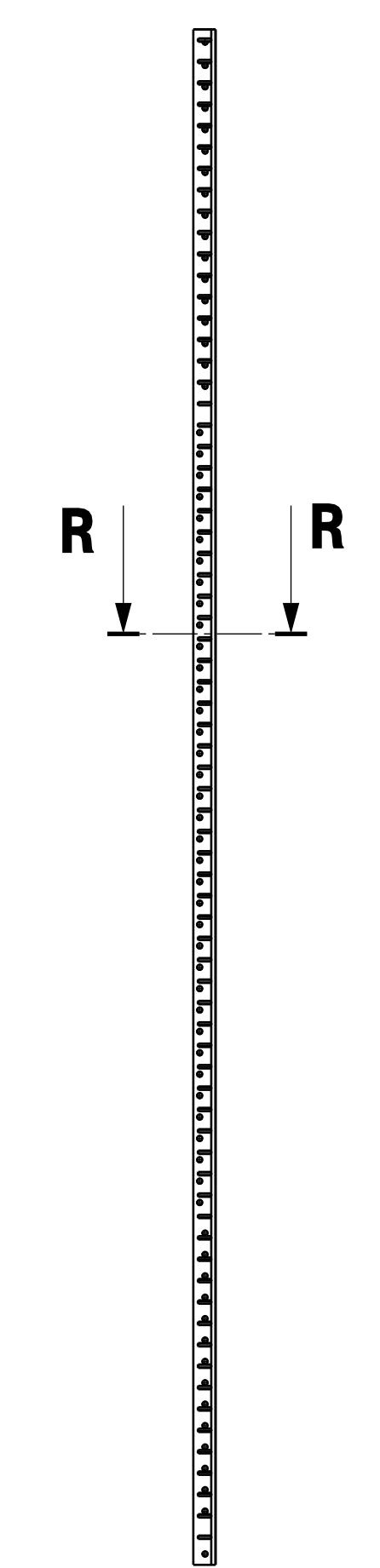
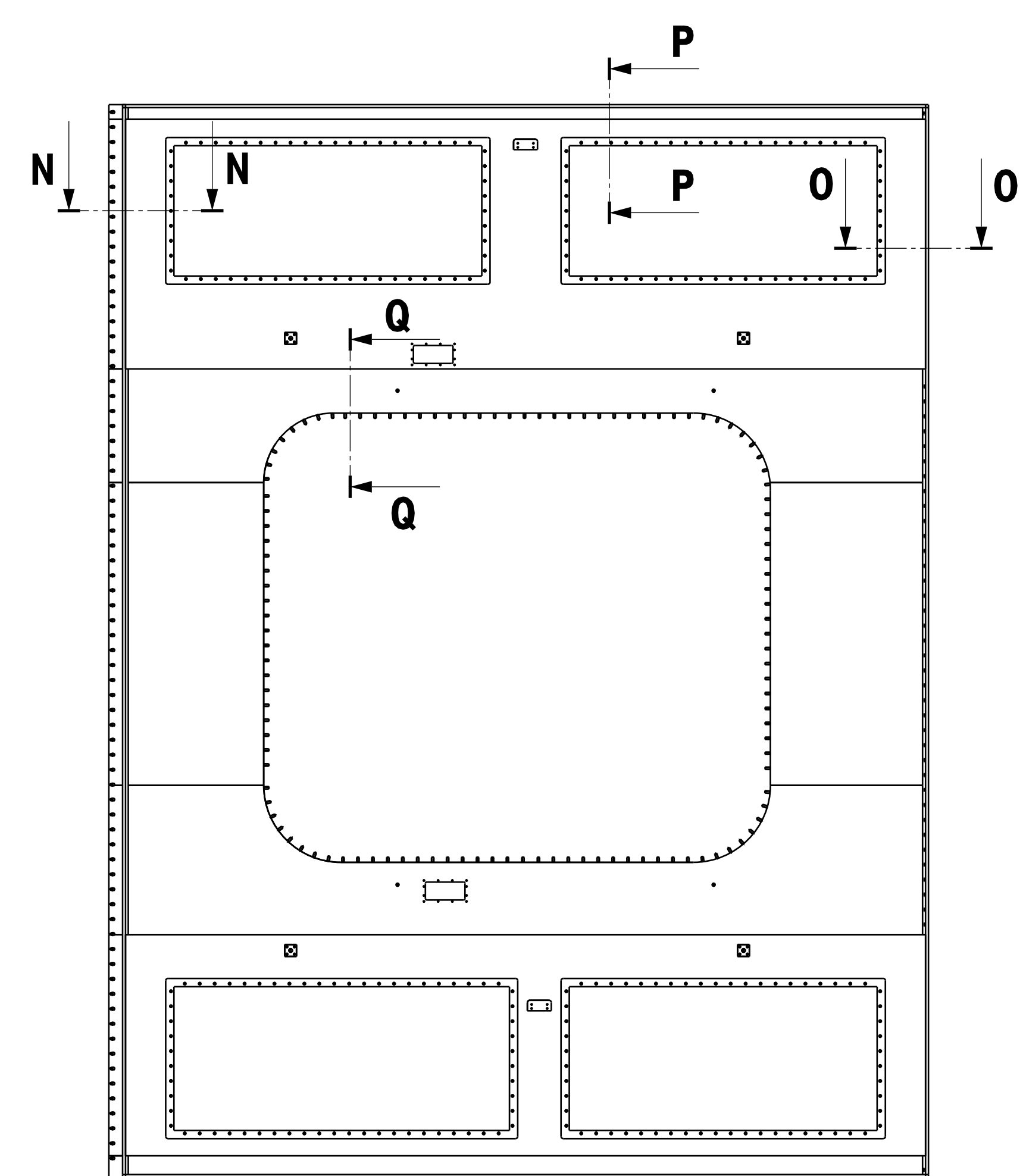
FRAME & COOLING TUBE WELD JOINT




PANEL WELD JOINT

<p>A</p>		<p>C</p>		<p>E</p>		<p>Q</p>		<p>U</p>	
JOINT NO.	SEE. WELDING DATA PACKAGE	JOINT NO.	SEE. WELDING DATA PACKAGE	JOINT NO.	SEE. WELDING DATA PACKAGE	JOINT NO.	SEE. WELDING DATA PACKAGE	JOINT NO.	SEE. WELDING DATA PACKAGE
WPS NO.	A-T-0808-003(004,005)	WPS NO.	A-T-0808-003(004,005)	WPS NO.	A-T-0808-003(004,005)	WPS NO.	A-T-0808-003(004,005)	WPS NO.	A-T-0808-003(004,005)
NDE	SEE. WELDING DATA PACKAGE	NDE	SEE. WELDING DATA PACKAGE	NDE	SEE. WELDING DATA PACKAGE	NDE	SEE. WELDING DATA PACKAGE	NDE	SEE. WELDING DATA PACKAGE

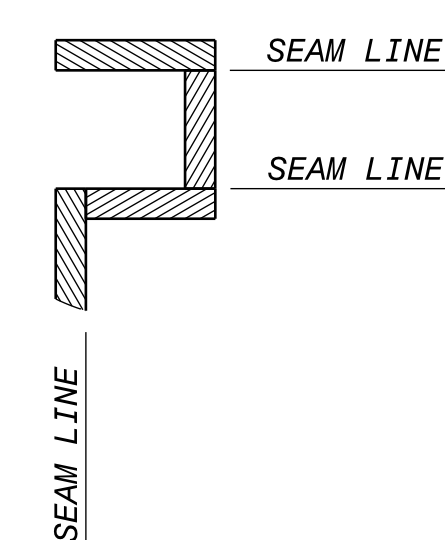
APP	D.K. KANG	03.03.17	PROJECT	ITER THERMAL SHIELD MANUFACTURE	
CHK	K.W. NAM	20.02.17	TITLE	EQUATORIAL CRYOSTAT THERMAL SHIELD	
RO DA					
CHK					
CHK	K.O. KANG	02.20.17	TITLE	ECTS CYLINDER (VAR-B)	
APP	Y.K. KANG	17.02.17	DRAWING NUMBER	WELDING DETAIL - 1/2	
CHK	K.S. LIM	06.12.16	DRAWING NUMBER	2702ES-M501-OCB-07-M0	REVISION
DWG	S.M. PARK	29.11.16			-
DRW DOC ID	SSBDJY	RELEASED BY	ITER Organization		
LINKED RVS FT ID	SNNVNR	APPROVED BY			
PBS TITLE	Thermal Shields Equatorial TS	WUS			
CONTROLLED BY	DOMBROI	CHECKED BY			
REV DATE	06 Mar 17	PT STATUS	MD	HERN	DRAWING TITLE
SHEET FORMAT	A1	SCALE	1:30	PARKS6	ECTS CYLINDER B DRW
THIRD ANGLE PROJECTION		SHEET	14	PBS 3 LEVELS	ECTS CYLINDER (VAR-B)
		DRAWING NUMBER	014101		WELDING DETAIL - 1/2
		REVISION DR STATUS	---		C



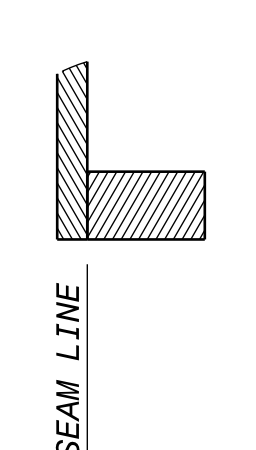
SECTION CUT N-N
WC-17, 19, 25



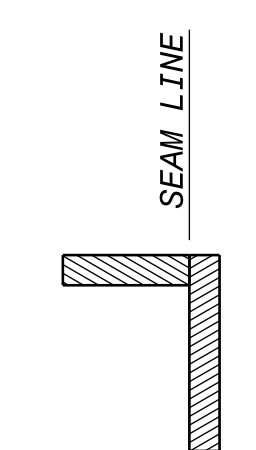
SECTION CUT O-O
WC-20, 26



SECTION CUT P-P
WC-01, 13, 31



SECTION CUT Q-Q
WC-41



SECTION CUT R-R
WC-50

WALL FRAME WELD JOINT

SPLICE JOINT WELD JOINT

A	
JOINT NO.	SEE. WELDING DATA PACKAGE
WPS NO.	A-T-0808-003(004,005)
NDE	SEE. WELDING DATA PACKAGE

C	
JOINT NO.	SEE. WELDING DATA PACKAGE
WPS NO.	A-T-0808-003(004,005)
NDE	SEE. WELDING DATA PACKAGE


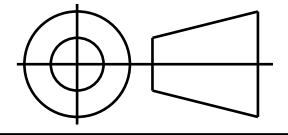
E	
JOINT NO.	SEE. WELDING DATA PACKAGE
WPS NO.	A-T-0808-003(004,005)
NDE	SEE. WELDING DATA PACKAGE

Q	
JOINT NO.	SEE. WELDING DATA PACKAGE
WPS NO.	A-T-0808-003(004,005)
NDE	SEE. WELDING DATA PACKAGE

U	
JOINT NO.	SEE. WELDING DATA PACKAGE
WPS NO.	A-T-0808-003(004,005)
NDE	SEE. WELDING DATA PACKAGE

APP	D.K. KANG	03.03.17	PROJECT	ITER THERMAL SHIELD MANUFACTURE	SFA
CHK	K.W. NAM	20.02.17	TITLE	EQUATORIAL CRYOSTAT THERMAL SHIELD	
APR	K.O. KANG	02.20.17	ECTS CYLINDER (VAR-B)	iter	
CHK	Y.K. KANG	17.02.17	WELDING DETAIL - 2/2		
DRG	K.S. LIM	06.12.16	DRAWING NUMBER	2702ES-M501-OCB-08-M0	REVISION
DRG	S.M. PARK	29.11.16			-
DRW DOC ID	SSBDJY	RELEASED BY	ITER Organization		
LINKED RVS PT ID	SNNVNR	APPROVED BY	BLACKLK		
PBS TITLE	Thermal Shields Equatorial TS Equatorial Cryostat TS	CHECKED BY	WUS		
REV DATE	06 Mar 17	CONTROLLED BY	DOMBROI		
SHEET FORMAT	A1	DRAWN BY	PARKS6		
SCALE	1:30	PT STATUS	C		
THIRD ANGLE PROJECTION	⊕	SHEET	15	PBS 3 LEVELS	DRAWING NUMBER
			15	27.02.ES	014101
					--- C

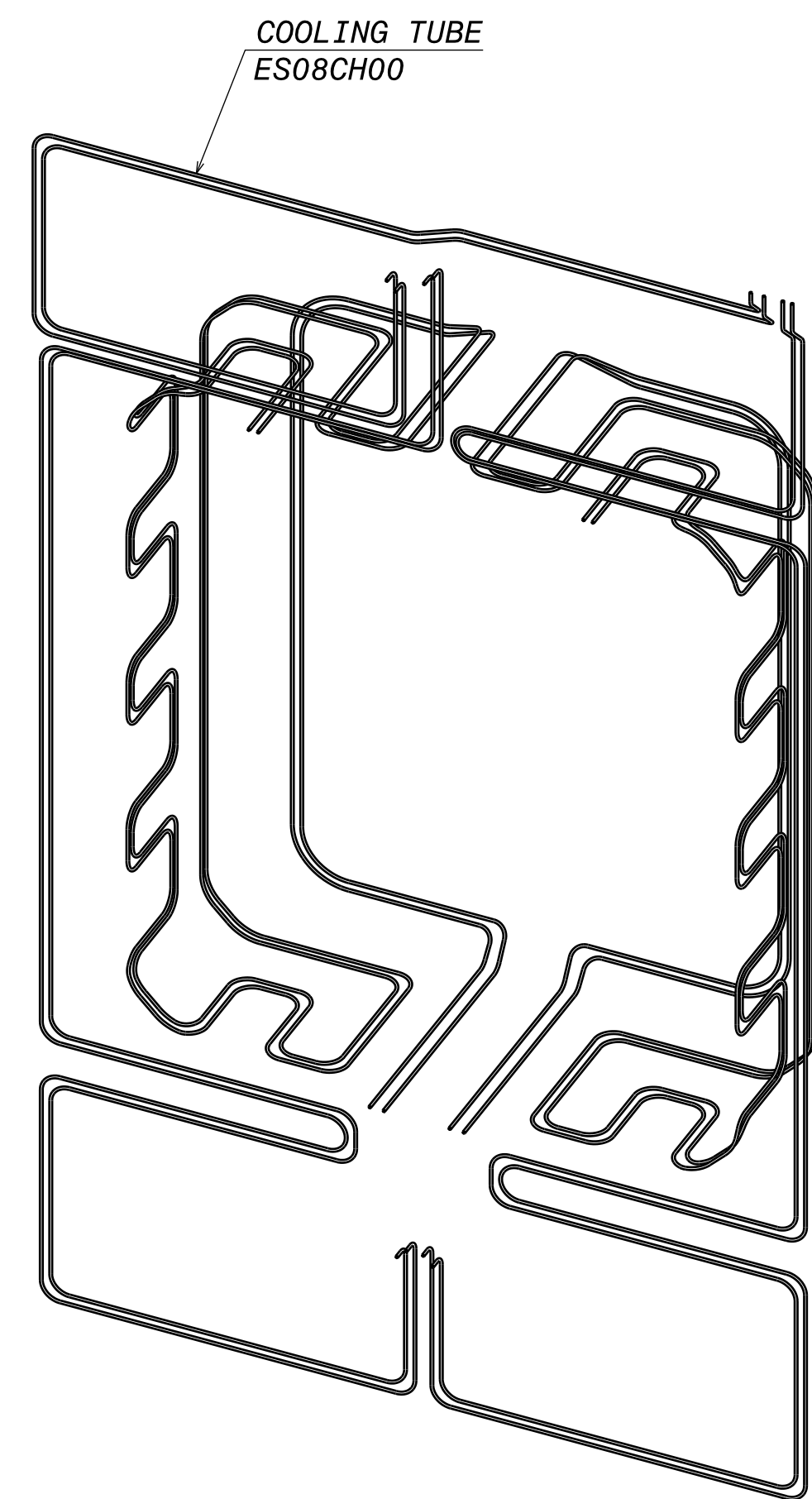
ID: 308636_V1_MATURITY_MD STATUS: DA APPROVED BY: HER N. DATE: 08 JUN 2020
 APPROVED BY: KANG D. DATE: 08 JUN 2020 INT. USAGE APP.:
 Spacreservation for the banner

	1	2	3	4	5	6	7	8				
A												
B												
C												
D												
					REV No.	DETAILS OF MODIFICATION	SHEET No.	GRID REF	DATE	DCR No.		
					DRW DOC ID	T37QZ7	RELEASED BY	ITER Organization				
					LINKED EV5 PT ID	SNNVSK	CORDIEJ					
					PBS TITLE	Thermal Shields Equatorial TS Equatorial Cryostat TS	WUS					
					REV DATE	06 Mar 17	CHECKED BY	DRAWING TITLE				
					PT MATURITY	MD	DOMBROI					
					PT STATUS	---	CONTROLLED BY	ECTS_CYLINDER_F_DRW Modifications Sheet				
					SHEET FORMAT	A3	HERN					
					SCALE	1:1	DRAWN BY	-				
					PT STATUS	C	PARKS6					
					THIRD ANGLE PROJECTION		N° OF SHEETS	PBS 3 LEVELS	DRAWING NUMBER	REVISION	DR STATUS	
							01	19	27 02 ES	014128	---	C
					REV No.	DETAILS OF MODIFICATION	SHEET No.	GRID REF	DATE	DCR No.		
	1	2	3	4	5	6	7	8				

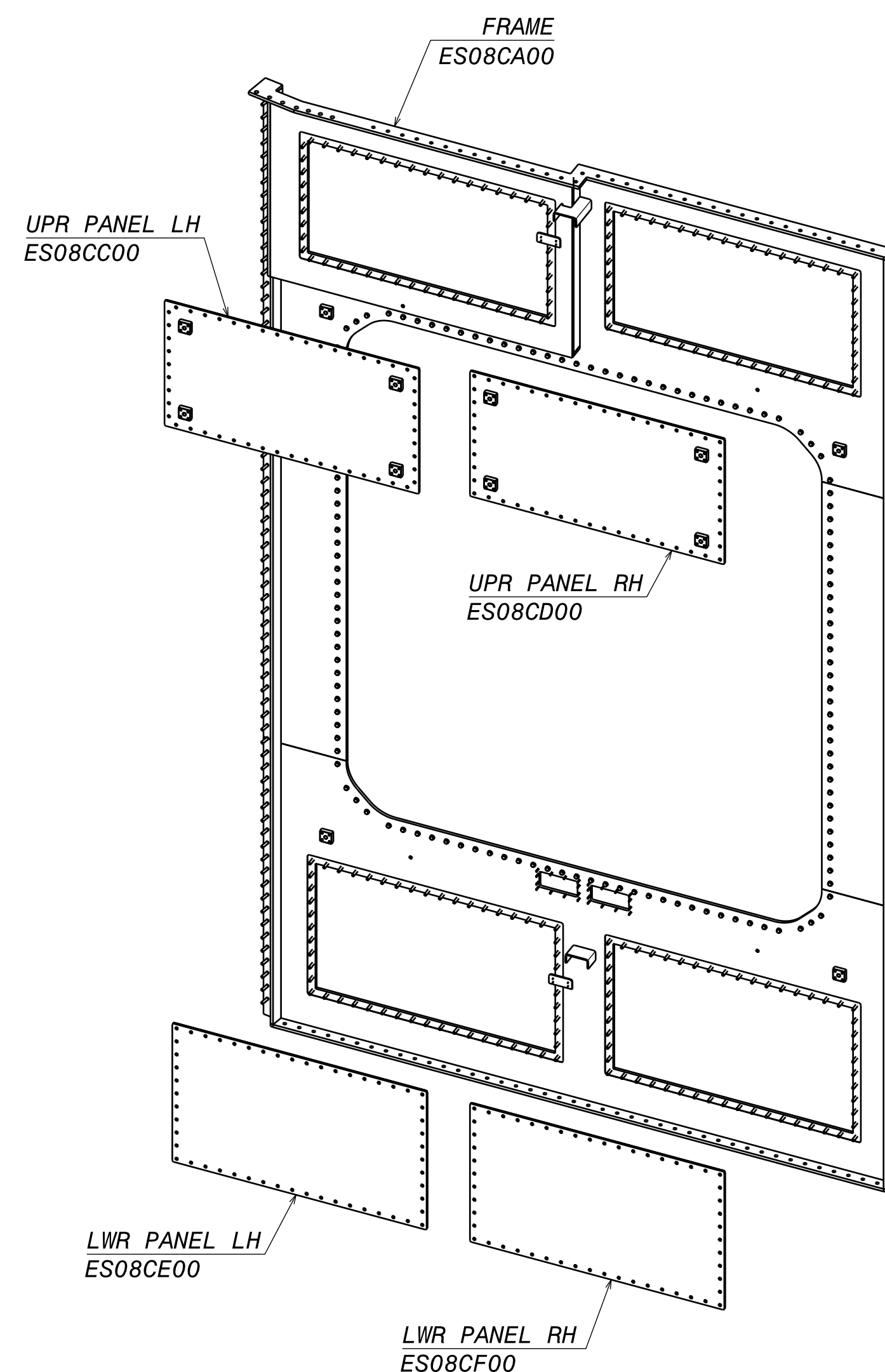
ID: 3062616_U1_MATURITY_MD_APPROVED_BY: HER N. DATE: 08 JUN 2020
 IO APPROVED BY: KANG D. DATE: 08 JUN 2020_INT. USAGE APP:

NOTE

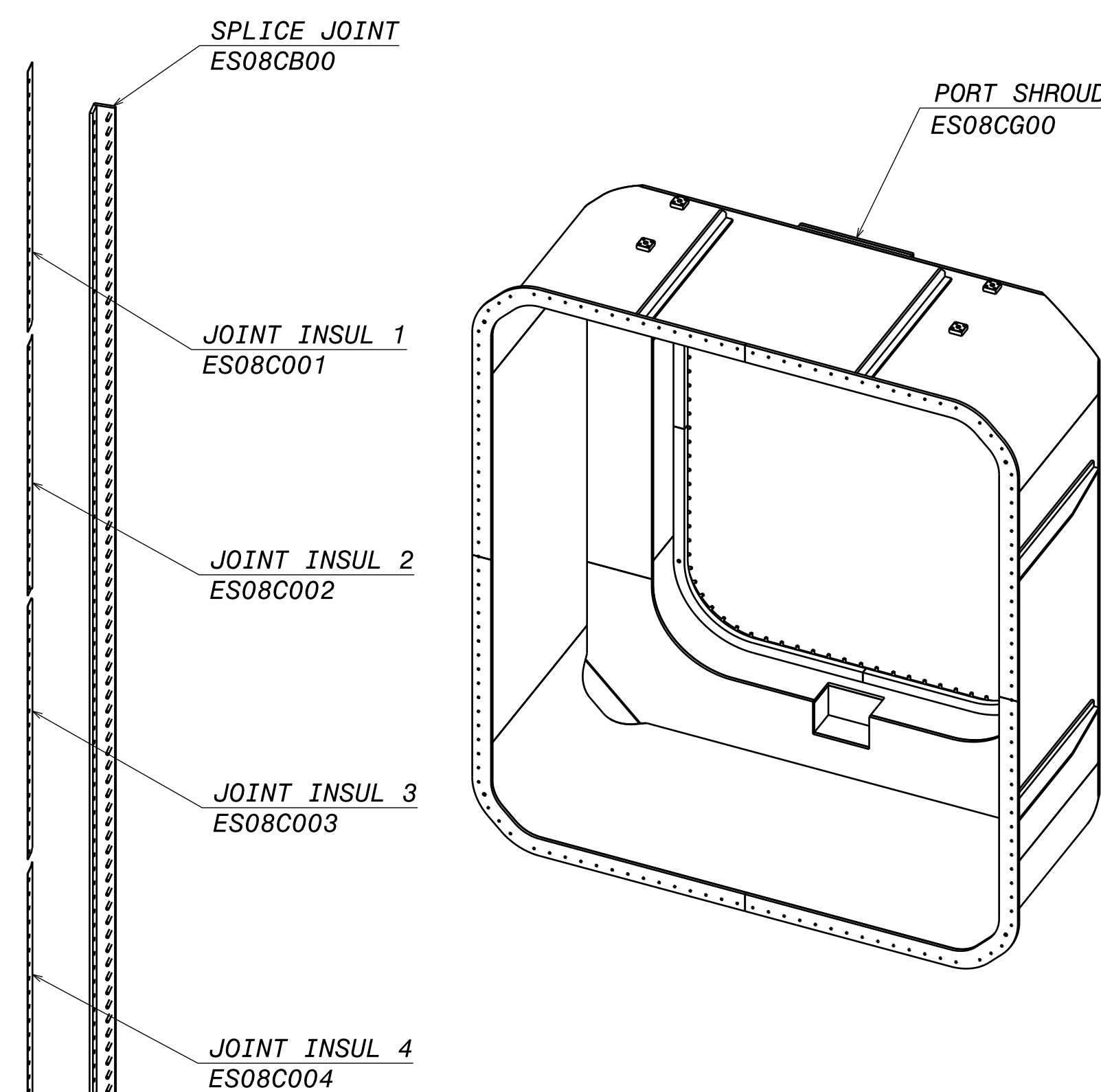
1. All dimensions are shown in millimeters unless otherwise noted.
2. This drawings are for the ECTS CYLINDER VAR-F (PORT #08).
3. Total 1 set. (PORT #08)



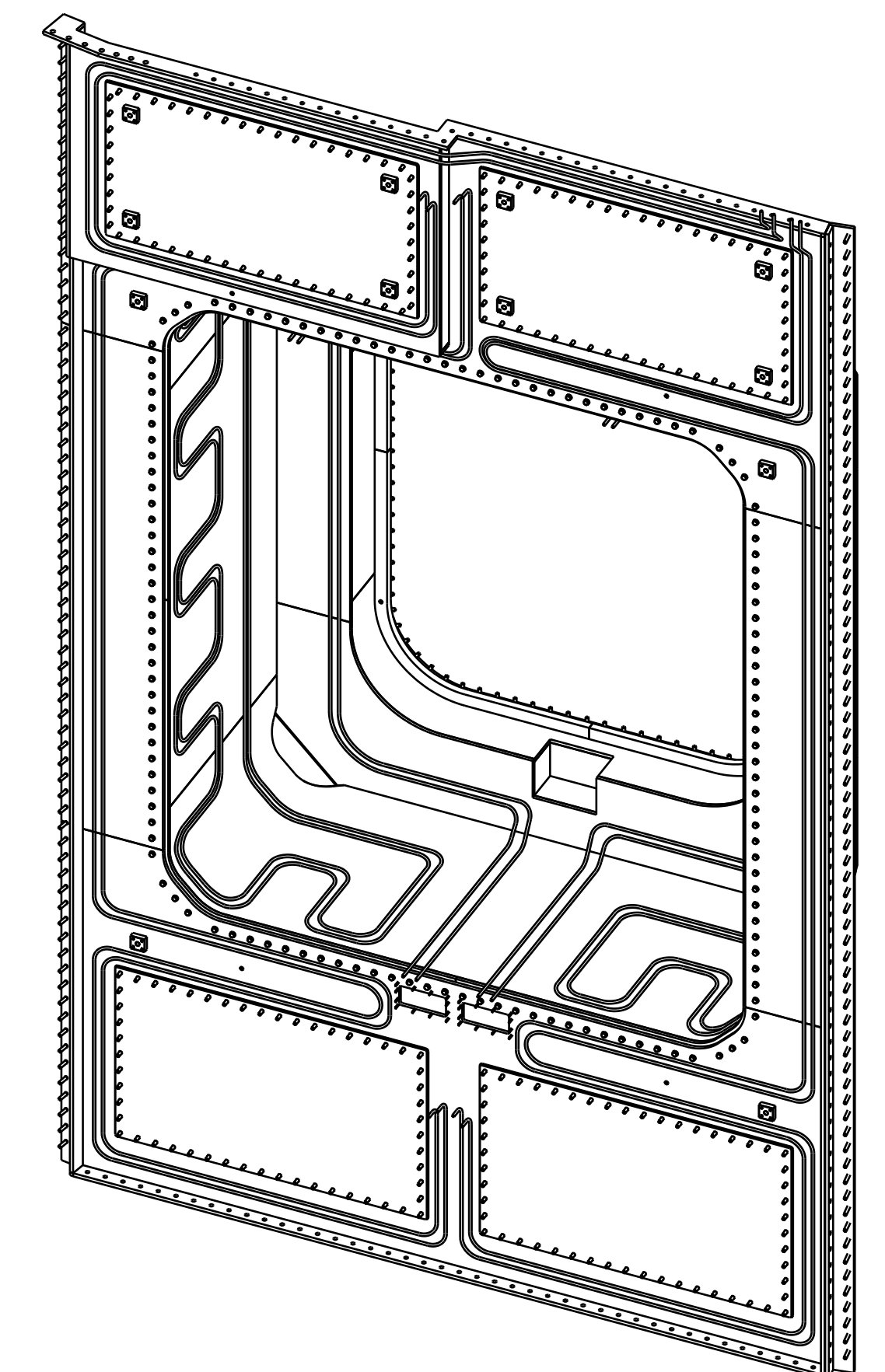
COOLING TUBE



FRAME & SPLICE JOINT



PORT SHROUD



**ECTS CYLINDER (VAR-F)
<ASSEMBLY>**

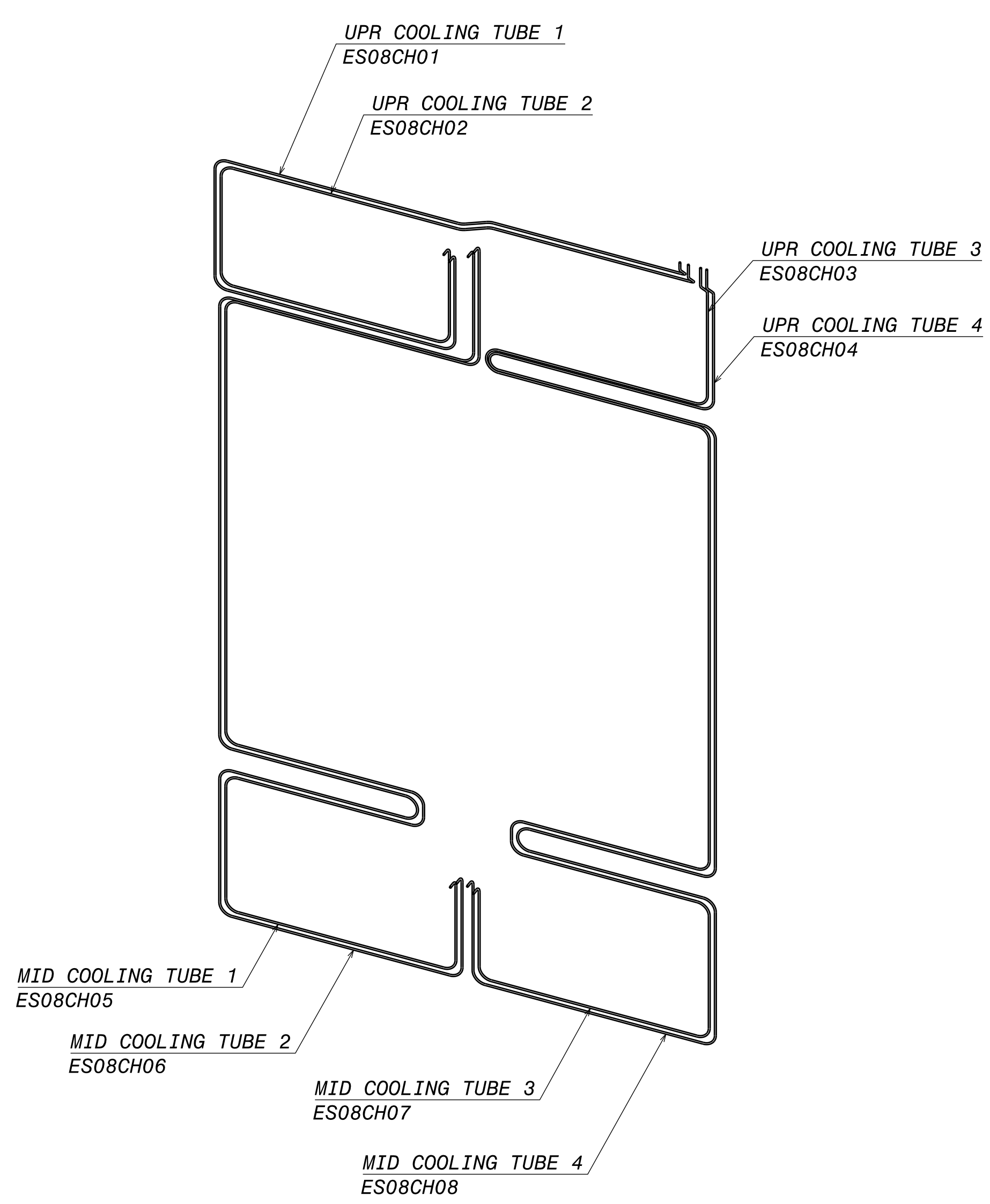
PART NO	NAME	MATERIAL	TYPE	DESCRIPTION	Q'TY	WEIGHT
ES08C004	JOINT INSULATION 4	G10	PLATE	DWG NO.2702ES-M501-OCF-02-M0	1	
ES08C003	JOINT INSULATION 3	G10	PLATE	DWG NO.2702ES-M501-OCF-02-M0	1	
ES08C002	JOINT INSULATION 2	G10	PLATE	DWG NO.2702ES-M501-OCF-02-M0	1	
ES08C001	JOINT INSULATION 1	G10	PLATE	DWG NO.2702ES-M501-OCF-02-M0	1	
ES08CH00	COOLING TUBE ASSY				1	
ES08CG00	PORT SHROUD ASSY				1	
ES08CF00	LWR PANEL RH ASSY				1	
ES08CE00	LWR PANEL LH ASSY				1	
ES08CD00	UPR PANEL RH ASSY				1	
ES08CC00	UPR PANEL LH ASSY				1	
ES08CB00	SPLICE JOINT ASSY				1	
ES08CA00	FRAME ASSY				1	

BILL OF MATERIAL

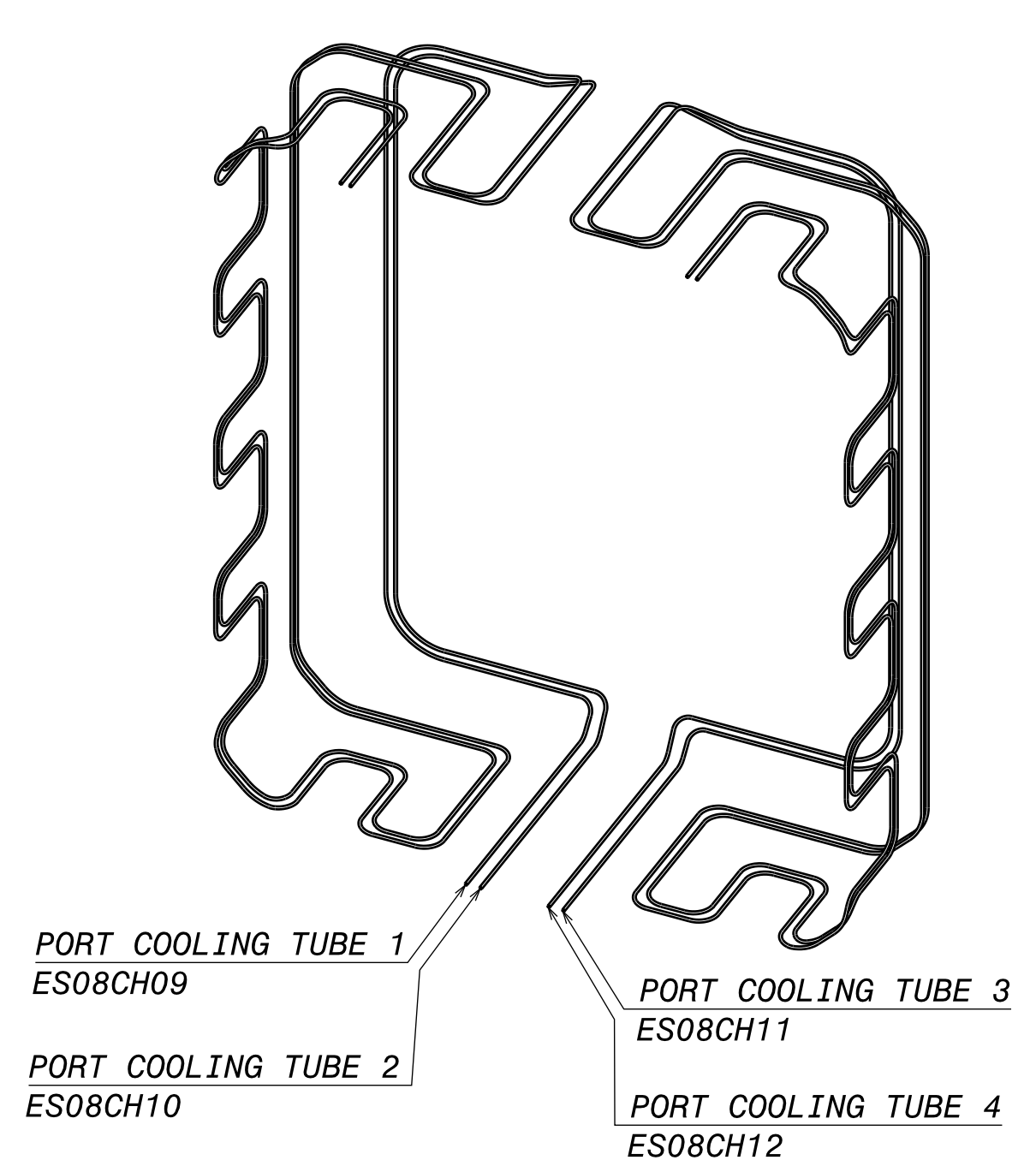
APP	D.K. KANG	03.03.17	PROJECT	ITER THERMAL SHIELD MANUFACTURE	SFA
CHK	K.W. NAM	20.02.17	TITLE	EQUATORIAL CRYOSTAT THERMAL SHIELD	
RO DA					ITER KOREA
CHK	K.O. KANG	20.02.17	DRAWING TITLE	ECTS CYLINDER (VAR-F)	
APP	Y.K. KANG	17.02.17	ASSEMBLY DRAWING		ITER
CHK	K.S. LIM	06.12.16	DRAWING NUMBER	2702ES-M501-OCF-A0-M0	
DWG	J.K. KIM	29.11.16	REVISION	-	
DRW DOC ID	T37QZ7	RELEASED BY	ITER Organization		
LINKED RV5 PT ID	SNNVSK	APPROVED BY	CORDIEJ		
PBS TITLE	Thermal Shields Equatorial TS	WUS			
CHECKED BY	DOMBROI	CONTROLLED BY	HERN		
REV DATE	06 Mar 17	SCALE	PT STATUS	DRAWN BY	
SHEET FORMAT	A1	1:30	C	PARKS6	
THIRD ANGLE PROJECTION		SHEET	PBS 3 LEVELS	DRAWING NUMBER	REVISION DR STATUS
		02	19 27 02 ES	014128	--- C

ID: 20200601 MATURITY: MD STATUS: DA APPROVED BY: HER N. DATE: 08 JUN 2020
 Space reservation for the banner

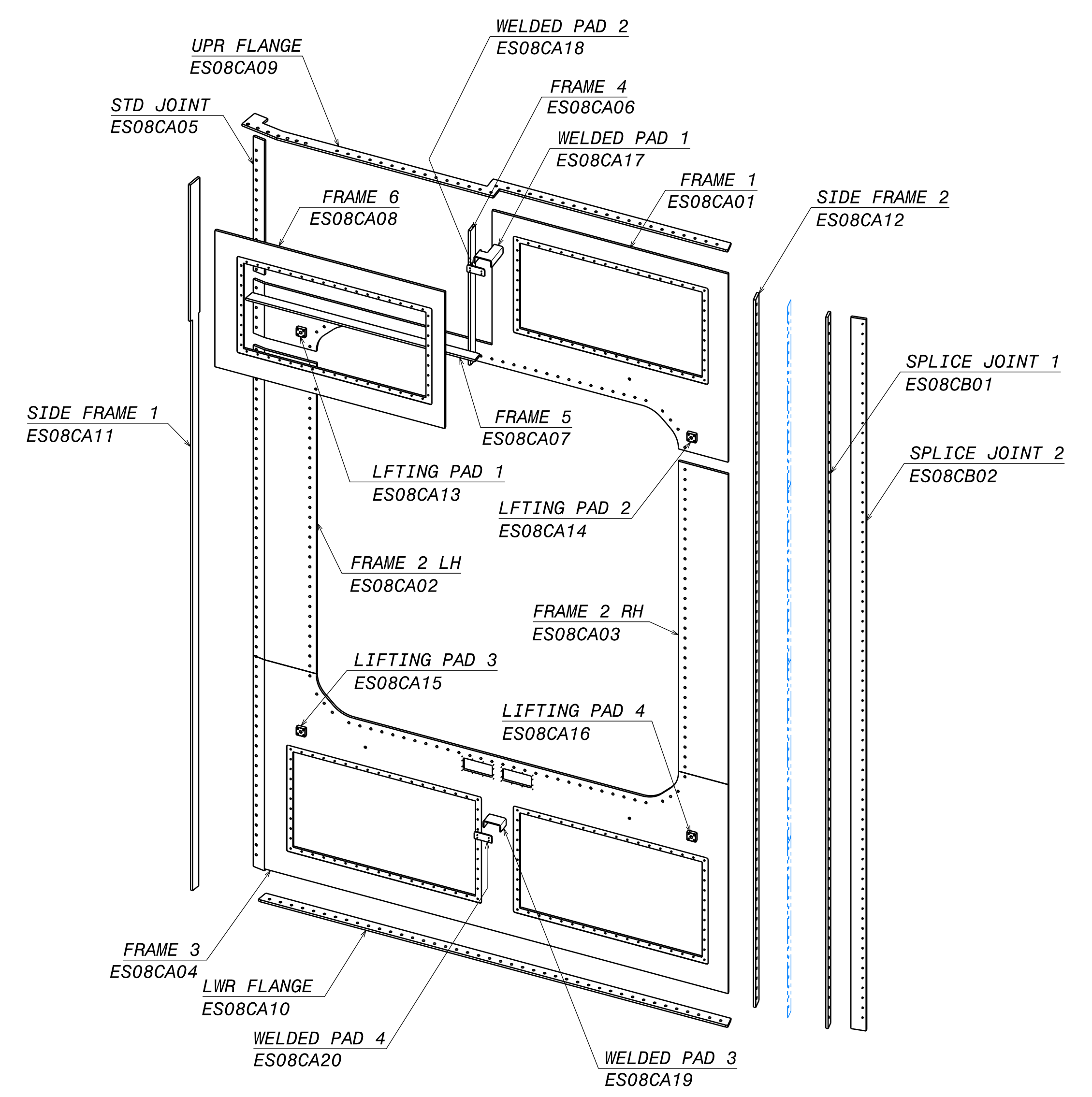
ID: 3086361 MATURITY: MD STATUS: DA APPROVED BY: HER N. DATE: 08 JUN 2020
 ID: 3086361 MATURITY: MD STATUS: DA APPROVED BY: HER N. DATE: 08 JUN 2020
 ID: 3086361 MATURITY: MD STATUS: DA APPROVED BY: HER N. DATE: 08 JUN 2020



FRAME COOLING TUBE



PORT SHROUD COOLING TUBE



**FRAME & SPLICE JOINT
<Exploded View>**

PART NO	NAME	MATERIAL	TYPE	DESCRIPTION	Q'TY	WEIGHT
ES08CH12	PORT COOLING TUBE 4	SS TP304L	TUBE	DWG NO.2702ES-M501-OCF-08-MO	1	
ES08CH11	PORT COOLING TUBE 3	SS TP304L	TUBE	DWG NO.2702ES-M501-OCF-08-MO	1	
ES08CH10	PORT COOLING TUBE 2	SS TP304L	TUBE	DWG NO.2702ES-M501-OCF-08-MO	1	

BILL OF MATERIAL

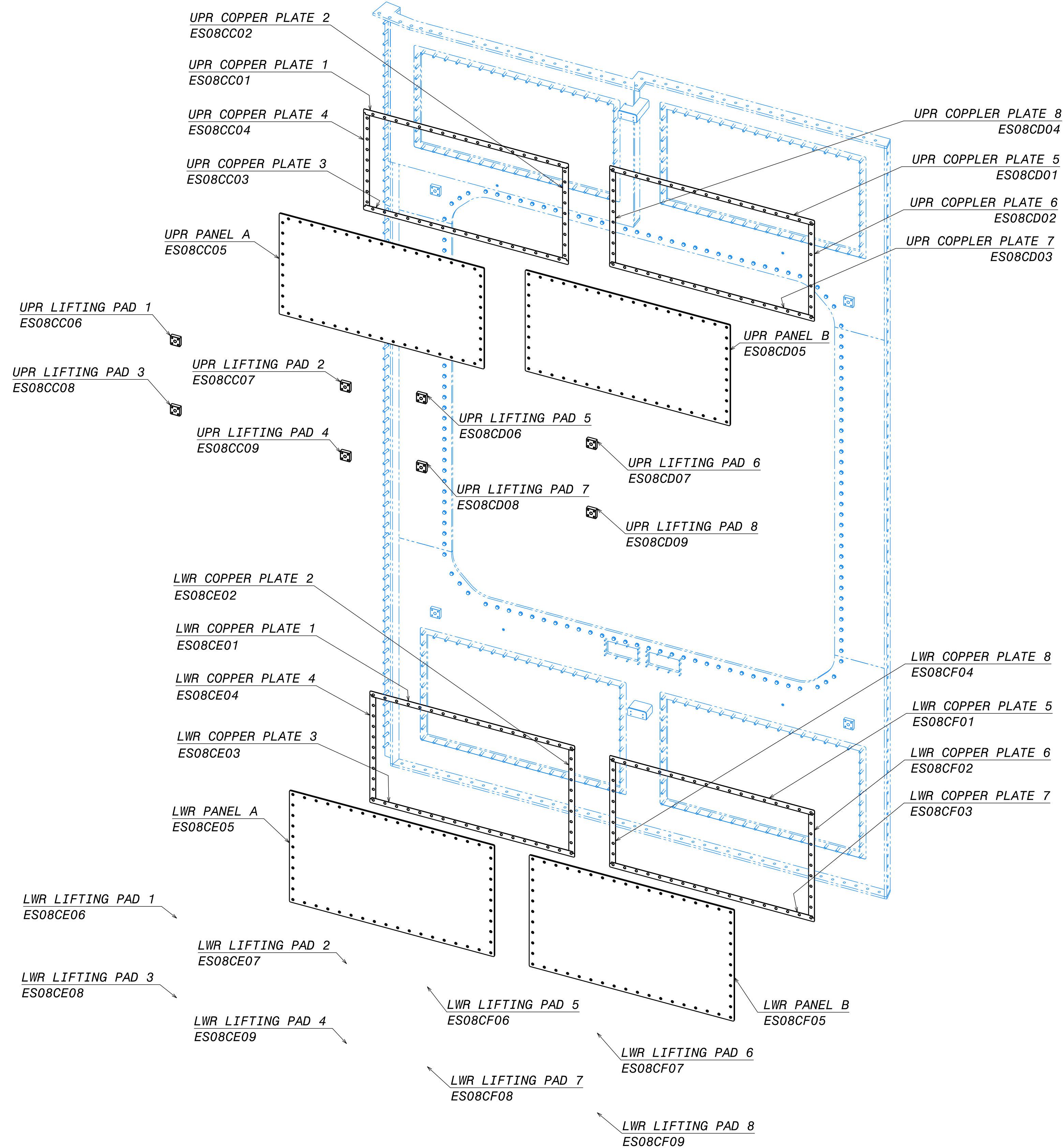
PART NO	NAME	MATERIAL	TYPE	DESCRIPTION	Q'TY	WEIGHT
ES08CA19	WELDED PAD 3	SS304LN	PLATE	DWG NO.2702ES-M501-OCF-02-MO	1	
ES08CA18	WELDED PAD 2	SS304LN	PLATE	DWG NO.2702ES-M501-OCF-02-MO	1	
ES08CA17	WELDED PAD 1	SS304LN	PLATE	DWG NO.2702ES-M501-OCF-02-MO	1	

BILL OF MATERIAL

PART NO	NAME	MATERIAL	TYPE	DESCRIPTION	Q'TY	WEIGHT
ES08CA16	LIFTING PAD 4	SS304LN	PLATE	DWG NO.2702ES-M501-OCF-02-MO	1	
ES08CA15	LIFTING PAD 3	SS304LN	PLATE	DWG NO.2702ES-M501-OCF-02-MO	1	
ES08CA14	LIFTING PAD 2	SS304LN	PLATE	DWG NO.2702ES-M501-OCF-02-MO	1	

BILL OF MATERIAL

APP	D.K. KANG	03.03.17	PROJECT	ITER THERMAL SHIELD MANUFACTURE	 	
CHK	K.W. NAM	20.02.17	TITLE	EQUATORIAL CRYOSTAT THERMAL SHIELD		
REV	-	-	ECTS CYLINDER (VAR-F)			
DRW	J.K. LIM	29.11.16	ASSEMBLY DRAWING - 1/2			
REV DATE	06 Mar 17	MD	SCALE	1:30	REVISED BY	HERN
SHEET FORMAT	A1	C	PT STATUS	---	DRAWN BY	PARKS6
THIRD ANGLE PROJECTION			SHEET	03	TOTAL SHEETS	19
			DATE	19 27 02 ES	DRAWING NUMBER	014128
			REVISION	---	DR STATUS	C

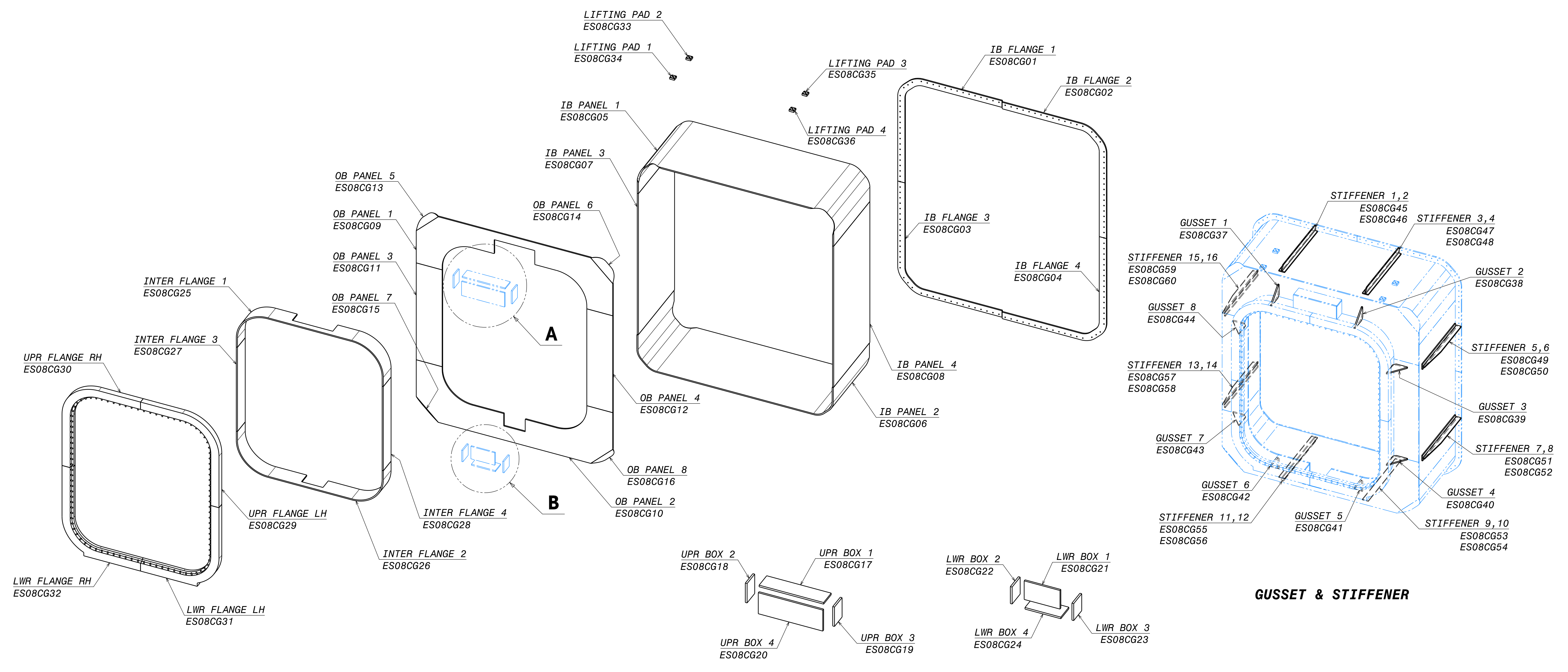


**UPPER & LOWER PANEL
<Exploded View>**

PART NO	NAME	MATERIAL	TYPE	DESCRIPTION	Q'TY	WEIGHT
ES08CF09	LWR LIFTING PAD 8	SS304LN	PLATE	DWG NO.2702ES-M501-OCF-02-MO	1	
ES08CF08	LWR LIFTING PAD 7	SS304LN	PLATE	DWG NO.2702ES-M501-OCF-02-MO	1	
ES08CF07	LWR LIFTING PAD 6	SS304LN	PLATE	DWG NO.2702ES-M501-OCF-02-MO	1	
ES08CF06	LWR LIFTING PAD 5	SS304LN	PLATE	DWG NO.2702ES-M501-OCF-02-MO	1	
ES08CF05	LWR PANEL B	SS304LN	PLATE	DWG NO.2702ES-M501-OCF-02-MO	1	
ES08CF04	LWR COPPER PLATE 8	OFHC	PLATE	DWG NO.2702ES-M501-OCF-03-MO	1	
ES08CF03	LWR COPPER PLATE 7	OFHC	PLATE	DWG NO.2702ES-M501-OCF-03-MO	1	
ES08CF02	LWR COPPER PLATE 6	OFHC	PLATE	DWG NO.2702ES-M501-OCF-03-MO	1	
ES08CF01	LWR COPPER PLATE 5	OFHC	PLATE	DWG NO.2702ES-M501-OCF-03-MO	1	
ES08CF00	LWR PANEL RH ASSY				1	
ES08CE09	LWR LIFTING PAD 4	SS304LN	PLATE	DWG NO.2702ES-M501-OCF-02-MO	1	
ES08CE08	LWR LIFTING PAD 3	SS304LN	PLATE	DWG NO.2702ES-M501-OCF-02-MO	1	
ES08CE07	LWR LIFTING PAD 2	SS304LN	PLATE	DWG NO.2702ES-M501-OCF-02-MO	1	
ES08CE06	LWR LIFTING PAD 1	SS304LN	PLATE	DWG NO.2702ES-M501-OCF-02-MO	1	
ES08CE05	LWR PANEL A	SS304LN	PLATE	DWG NO.2702ES-M501-OCF-02-MO	1	
ES08CE04	LWR COPPER PLATE 4	OFHC	PLATE	DWG NO.2702ES-M501-OCF-03-MO	1	
ES08CE03	LWR COPPER PLATE 3	OFHC	PLATE	DWG NO.2702ES-M501-OCF-03-MO	1	
ES08CE02	LWR COPPER PLATE 2	OFHC	PLATE	DWG NO.2702ES-M501-OCF-03-MO	1	
ES08CE01	LWR COPPER PLATE 1	OFHC	PLATE	DWG NO.2702ES-M501-OCF-03-MO	1	
ES08CE00	LWR PANEL LH ASSY				1	
ES08CD09	UPR LIFTING PAD 8	SS304LN	PLATE	DWG NO.2702ES-M501-OCF-02-MO	1	
ES08CD08	UPR LIFTING PAD 7	SS304LN	PLATE	DWG NO.2702ES-M501-OCF-02-MO	1	
ES08CD07	UPR LIFTING PAD 6	SS304LN	PLATE	DWG NO.2702ES-M501-OCF-02-MO	1	
ES08CD06	UPR LIFTING PAD 5	SS304LN	PLATE	DWG NO.2702ES-M501-OCF-02-MO	1	
ES08CD05	UPR PANEL B	SS304LN	PLATE	DWG NO.2702ES-M501-OCF-02-MO	1	
ES08CD04	UPR COPPER PLATE 8	OFHC	PLATE	DWG NO.2702ES-M501-OCF-03-MO	1	
ES08CD03	UPR COPPER PLATE 7	OFHC	PLATE	DWG NO.2702ES-M501-OCF-03-MO	1	
ES08CD02	UPR COPPER PLATE 6	OFHC	PLATE	DWG NO.2702ES-M501-OCF-03-MO	1	
ES08CD01	UPR COPPER PLATE 5	OFHC	PLATE	DWG NO.2702ES-M501-OCF-03-MO	1	
ES08CD00	UPR PANEL RH ASSY				1	
ES08CC09	UPR LIFTING PAD 4	SS304LN	PLATE	DWG NO.2702ES-M501-OCF-02-MO	1	
ES08CC08	UPR LIFTING PAD 3	SS304LN	PLATE	DWG NO.2702ES-M501-OCF-02-MO	1	
ES08CC07	UPR LIFTING PAD 2	SS304LN	PLATE	DWG NO.2702ES-M501-OCF-02-MO	1	
ES08CC06	UPR LIFTING PAD 1	SS304LN	PLATE	DWG NO.2702ES-M501-OCF-02-MO	1	
ES08CC05	UPR PANEL A	SS304LN	PLATE	DWG NO.2702ES-M501-OCF-02-MO	1	
ES08CC04	UPR COPPER PLATE 4	OFHC	PLATE	DWG NO.2702ES-M501-OCF-03-MO	1	
ES08CC03	UPR COPPER PLATE 3	OFHC	PLATE	DWG NO.2702ES-M501-OCF-03-MO	1	
ES08CC02	UPR COPPER PLATE 2	OFHC	PLATE	DWG NO.2702ES-M501-OCF-03-MO	1	
ES08CC01	UPR COPPER PLATE 1	OFHC	PLATE	DWG NO.2702ES-M501-OCF-03-MO	1	
ES08CC00	UPR PANEL LH ASSY				1	

PART NO		NAME		MATERIAL		TYPE		DESCRIPTION		Q'TY		WEIGHT		
BILL OF MATERIAL														
APP	D.K. KANG	03.03.17	PROJECT											
CHK	K.W. NAM	20.02.17	ITER THERMAL SHIELD MANUFACTURE											
DRW														
APP	K.O. KANG	20.02.17	TITLE	EQUATORIAL CRYOSTAT THERMAL SHIELD										
CHK	Y.K. KANG	17.02.17	ECTS CYLINDER (VAR-F)											
APP	K.S. LIM	06.12.16	ASSEMBLY DRAWING - 2/2											
CHK	J.K. KIM	29.11.16	DRAWING NUMBER	2702ES-M501-OCF-A2-MO										
DRW														
DRW DOC ID	T37QZ7		RELEASED BY	ITER Organization										
LINKED REV PT ID	SNNVSK		APPROVED BY											
PBS TITLE	Thermal Shields		WUS											
Equatorial TS			DOMBROI											
Equatorial Cryostat TS			CONTROLLED BY	DRAWING TITLE										
REV DATE	06 Mar 17	MD	HERN	ECTS CYLINDER_F_DRW										
SHEET FORMAT	A1	SCALE	1:20	PT STATUS	C	DRAWN BY							PARKS6	
THIRD ANGLE PROJECTION	04 19 27 02 ES		014128		---		C							

ID: 20200601 MATURITY: MD STATUS: DA APPROVED BY: HER N. DATE: 08 JUN 2020
 APPROVED BY: KANG D. DATE: 08 JUN 2020 INT. USAGE APP.:
 Spaces reservation for the banner



DETAIL A
Scale: 1:20

DETAIL B
Scale: 1:20

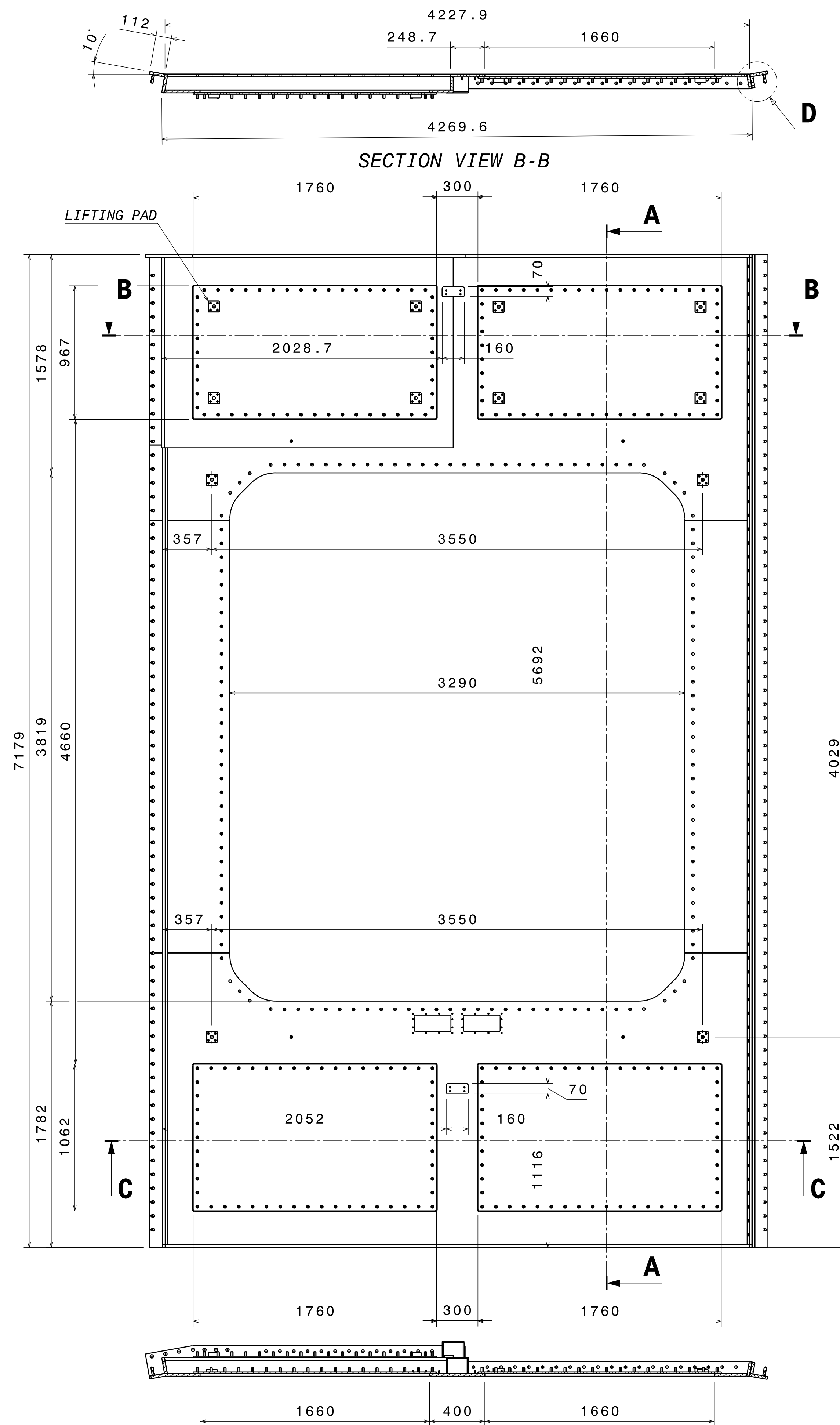
PORT SHROUD
<Exploded View>

GUSSET & STIFFENER

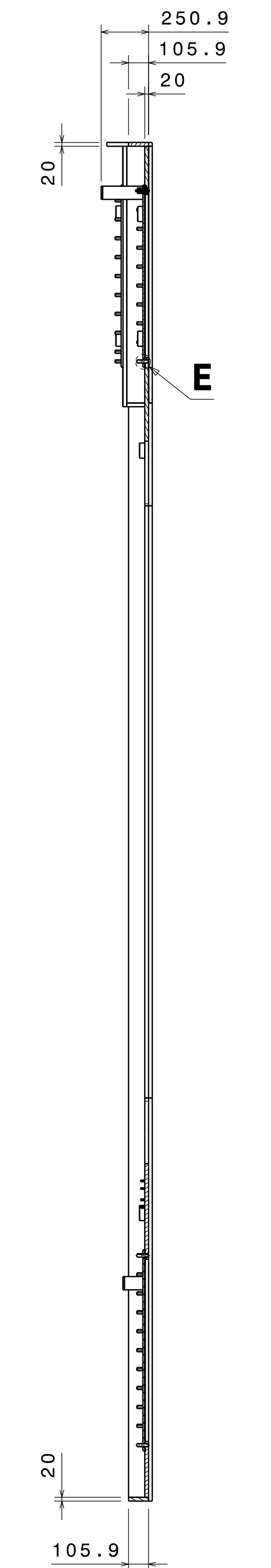
PART NO	NAME	MATERIAL	TYPE	DESCRIPTION	Q'TY	WEIGHT
ES08CG60	STIFFENER 16	SS304LN	PLATE	DWG NO.2702ES-M501-OCF-07-MO	1	
ES08CG59	STIFFENER 15	SS304LN	PLATE	DWG NO.2702ES-M501-OCF-07-MO	1	
ES08CG58	STIFFENER 14	SS304LN	PLATE	DWG NO.2702ES-M501-OCF-07-MO	1	
ES08CG57	STIFFENER 13	SS304LN	PLATE	DWG NO.2702ES-M501-OCF-07-MO	1	
ES08CG56	STIFFENER 12	SS304LN	PLATE	DWG NO.2702ES-M501-OCF-07-MO	1	
ES08CG55	STIFFENER 11	SS304LN	PLATE	DWG NO.2702ES-M501-OCF-07-MO	1	
ES08CG54	STIFFENER 10	SS304LN	PLATE	DWG NO.2702ES-M501-OCF-07-MO	1	
ES08CG53	STIFFENER 9	SS304LN	PLATE	DWG NO.2702ES-M501-OCF-07-MO	1	
ES08CG52	STIFFENER 8	SS304LN	PLATE	DWG NO.2702ES-M501-OCF-07-MO	1	
ES08CG51	STIFFENER 7	SS304LN	PLATE	DWG NO.2702ES-M501-OCF-07-MO	1	
ES08CG50	STIFFENER 6	SS304LN	PLATE	DWG NO.2702ES-M501-OCF-07-MO	1	
ES08CG49	STIFFENER 5	SS304LN	PLATE	DWG NO.2702ES-M501-OCF-07-MO	1	
ES08CG48	STIFFENER 4	SS304LN	PLATE	DWG NO.2702ES-M501-OCF-07-MO	1	
ES08CG47	STIFFENER 3	SS304LN	PLATE	DWG NO.2702ES-M501-OCF-07-MO	1	
ES08CG46	STIFFENER 2	SS304LN	PLATE	DWG NO.2702ES-M501-OCF-07-MO	1	
ES08CG45	STIFFENER 1	SS304LN	PLATE	DWG NO.2702ES-M501-OCF-07-MO	1	
ES08CG44	GUSSET 8	SS304LN	PLATE	DWG NO.2702ES-M501-OCF-06-MO	1	
ES08CG43	GUSSET 7	SS304LN	PLATE	DWG NO.2702ES-M501-OCF-06-MO	1	
ES08CG42	GUSSET 6	SS304LN	PLATE	DWG NO.2702ES-M501-OCF-06-MO	1	
ES08CG41	GUSSET 5	SS304LN	PLATE	DWG NO.2702ES-M501-OCF-06-MO	1	
ES08CG40	GUSSET 4	SS304LN	PLATE	DWG NO.2702ES-M501-OCF-06-MO	1	
ES08CG39	GUSSET 3	SS304LN	PLATE	DWG NO.2702ES-M501-OCF-06-MO	1	
ES08CG38	GUSSET 2	SS304LN	PLATE	DWG NO.2702ES-M501-OCF-06-MO	1	
ES08CG37	GUSSET 1	SS304LN	PLATE	DWG NO.2702ES-M501-OCF-06-MO	1	
ES08CG36	LIFTING PAD 4	SS304LN	PLATE	DWG NO.2702ES-M501-OCF-07-MO	1	
ES08CG35	LIFTING PAD 3	SS304LN	PLATE	DWG NO.2702ES-M501-OCF-07-MO	1	
ES08CG34	LIFTING PAD 2	SS304LN	PLATE	DWG NO.2702ES-M501-OCF-07-MO	1	
ES08CG33	LIFTING PAD 1	SS304LN	PLATE	DWG NO.2702ES-M501-OCF-07-MO	1	
ES08CG32	LWR FLANGE RH	SS304LN	PLATE	DWG NO.2702ES-M501-OCF-06-MO	1	
ES08CG31	LWR FLANGE LH	SS304LN	PLATE	DWG NO.2702ES-M501-OCF-06-MO	1	
ES08CG30	UPR FLANGE RH	SS304LN	PLATE	DWG NO.2702ES-M501-OCF-06-MO	1	
ES08CG29	UPR FLANGE LH	SS304LN	PLATE	DWG NO.2702ES-M501-OCF-06-MO	1	
ES08CG28	INTER PANEL 4	SS304LN	PLATE	DWG NO.2702ES-M501-OCF-06-MO	1	
ES08CG27	INTER PANEL 3	SS304LN	PLATE	DWG NO.2702ES-M501-OCF-06-MO	1	
ES08CG26	INTER PANEL 2	SS304LN	PLATE	DWG NO.2702ES-M501-OCF-06-MO	1	
ES08CG25	INTER PANEL 1	SS304LN	PLATE	DWG NO.2702ES-M501-OCF-06-MO	1	
ES08CG24	LWR BOX 4	SS304LN	PLATE	DWG NO.2702ES-M501-OCF-04-MO	1	
ES08CG23	LWR BOX 3	SS304LN	PLATE	DWG NO.2702ES-M501-OCF-04-MO	1	
ES08CG22	LWR BOX 2	SS304LN	PLATE	DWG NO.2702ES-M501-OCF-04-MO	1	
ES08CG21	LWR BOX 1	SS304LN	PLATE	DWG NO.2702ES-M501-OCF-04-MO	1	
ES08CG20	UPR BOX 4	SS304LN	PLATE	DWG NO.2702ES-M501-OCF-04-MO	1	
ES08CG19	UPR BOX 3	SS304LN	PLATE	DWG NO.2702ES-M501-OCF-04-MO	1	
ES08CG18	UPR BOX 2	SS304LN	PLATE	DWG NO.2702ES-M501-OCF-04-MO	1	
ES08CG17	UPR BOX 1	SS304LN	PLATE	DWG NO.2702ES-M501-OCF-04-MO	1	
ES08CG16	OB PANEL 8	SS304LN	PLATE	DWG NO.2702ES-M501-OCF-05-MO	1	
ES08CG15	OB PANEL 7	SS304LN	PLATE	DWG NO.2702ES-M501-OCF-05-MO	1	
ES08CG14	OB PANEL 6	SS304LN	PLATE	DWG NO.2702ES-M501-OCF-05-MO	1	
ES08CG13	OB PANEL 5	SS304LN	PLATE	DWG NO.2702ES-M501-OCF-05-MO	1	
ES08CG12	OB PANEL 4	SS304LN	PLATE	DWG NO.2702ES-M501-OCF-05-MO	1	
ES08CG11	OB PANEL 3	SS304LN	PLATE	DWG NO.2702ES-M501-OCF-05-MO	1	
ES08CG10	OB PANEL 2	SS304LN	PLATE	DWG NO.2702ES-M501-OCF-05-MO	1	

PART NO	NAME	MATERIAL	TYPE	DESCRIPTION	Q'TY	WEIGHT
ES08CG09	OB PANEL 1	SS304LN	PLATE	DWG NO.2702ES-M501-OCF-05-MO	1	
ES08CG08	IB PANEL 4	SS304LN	PLATE	DWG NO.2702ES-M501-OCF-04-MO	1	
ES08CG07	IB PANEL 3	SS304LN	PLATE	DWG NO.2702ES-M501-OCF-04-MO	1	
ES08CG06	IB PANEL 2	SS304LN	PLATE	DWG NO.2702ES-M501-OCF-04-MO	1	
ES08CG05	IB PANEL 1	SS304LN	PLATE	DWG NO.2702ES-M501-OCF-04-MO	1	
ES08CG04	IB FLANGE 4	SS304LN	PLATE	DWG NO.2702ES-M501-OCF-04-MO	1	
ES08CG03	IB FLANGE 3	SS304LN	PLATE	DWG NO.2702ES-M501-OCF-04-MO	1	
ES08CG02	IB FLANGE 2	SS304LN	PLATE	DWG NO.2702ES-M501-OCF-04-MO	1	
ES08CG01	IB FLANGE 1	SS304LN	PLATE	DWG NO.2702ES-M501-OCF-04-MO	1	

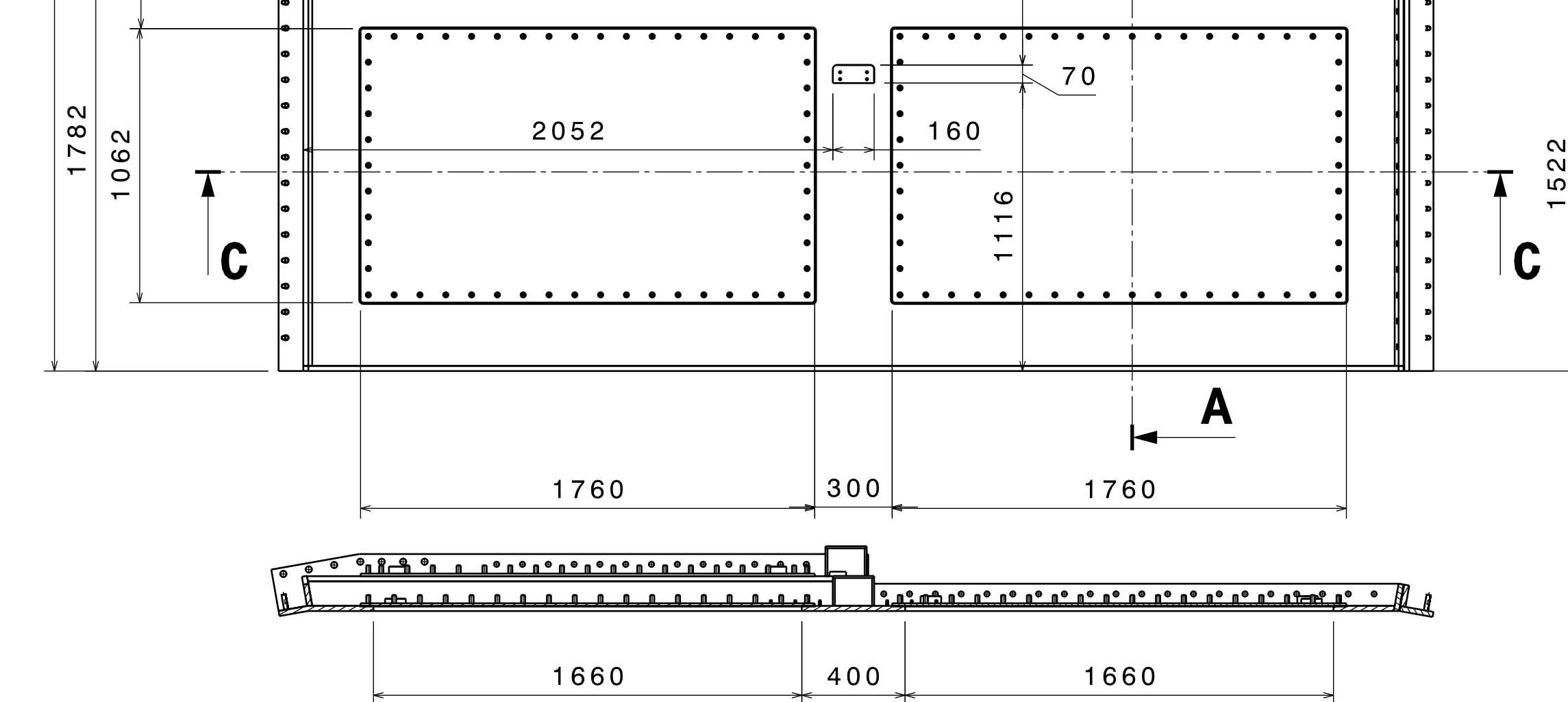
BILL OF MATERIAL						
PART NO	NAME	MATERIAL	TYPE	DESCRIPTION	Q'TY	WEIGHT
APP	D. K. KANG	03.03.17	PROJECT	ITER THERMAL SHIELD MANUFACTURE		
CHK	K. W. NAM	20.02.17	TITLE	EQUATORIAL CRYOSTAT THERMAL SHIELD		
APP	K. O. KANG	20.02.17	DESCRIPTION	ECTS CYLINDER (VAR-F)		
CHK	Y. K. KANG	17.02.17	DRAWING NUMBER	ASSEMBLY DRAWING - 3		
APP	K. S. LIM	06.12.16	DRAWING NUMBER	2702ES-M501-OCF-A3-MO		
CHK	J. K. KIM	29.11.16	REVISION	-		
DRW DOC ID	T37QZ7		RELEASED BY	ITER Organization		
LINKED REV PT ID	SNNVSK		APPROVED BY	CORDIEJ		
PBS TITLE	Thermal Shields		CONTROLLED BY	WUS		
REV DATE	06 Mar 17		CHECKED BY	DOMBROI		
SHEET FORMAT	A1		DRAWN BY	HERN		
SCALE	1:30		PT STATUS	PARKS6		
THIRD ANGLE PROJECTION	C		SHEET NO	05		
	19		PBS 3 LEVELS	27.02.ES		
	014128		DRAWING NUMBER			
	---		REVISION			
	C		DR STATUS			



SECTION VIEW B-B

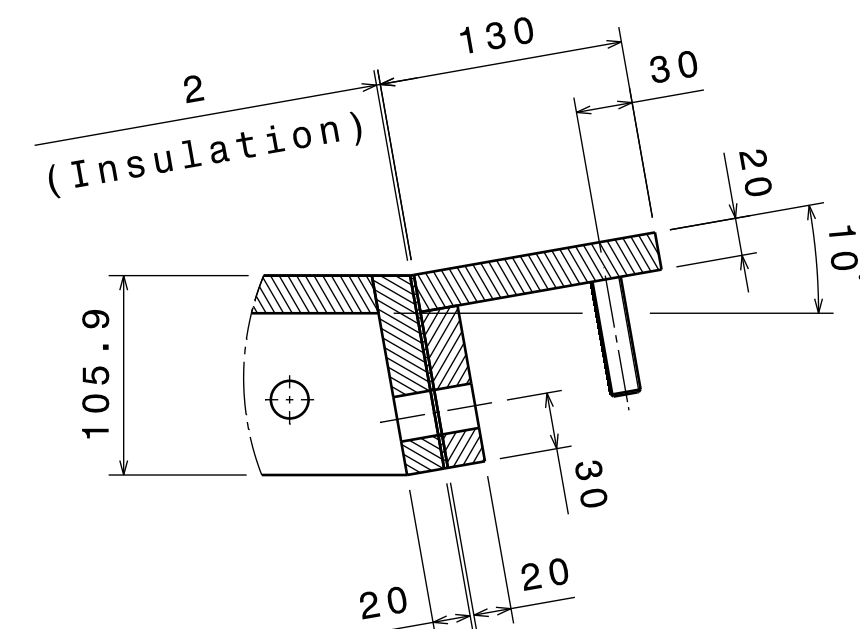


SECTION VIEW A-A

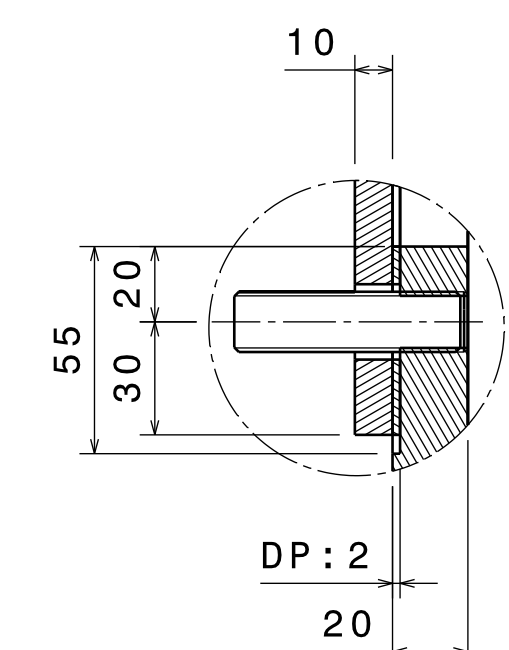


SECTION VIEW C-C

WALL FRAME & SPLICE JOINT



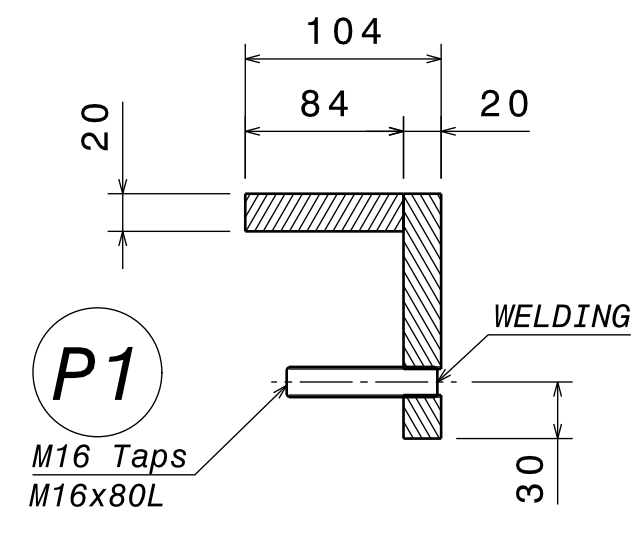
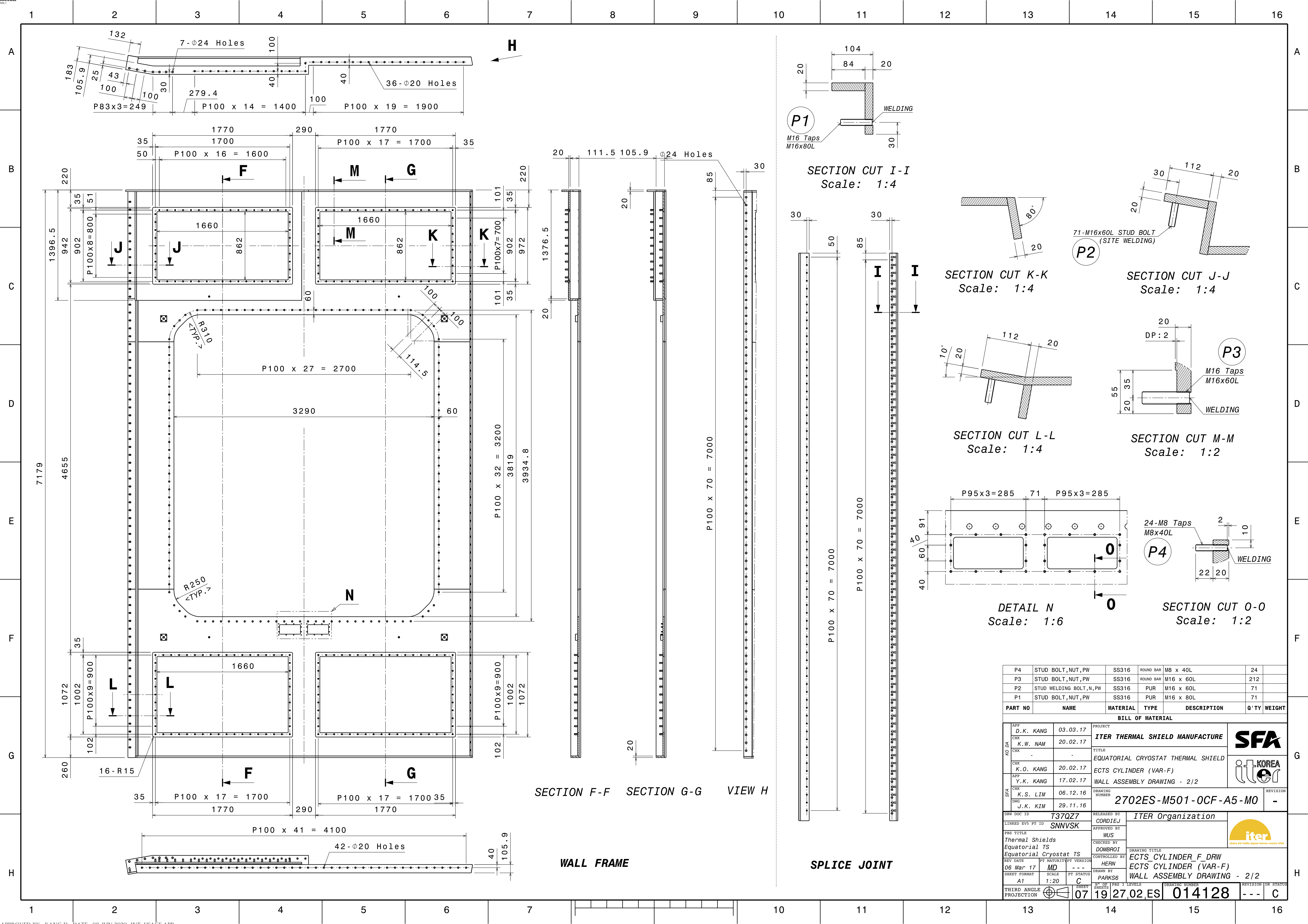
DETAIL D
Scale: 1:4



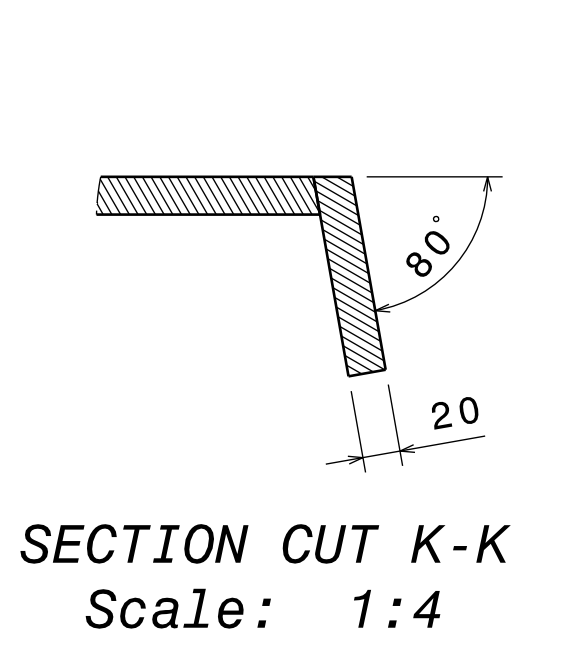
DETAIL E
Scale: 1:2

APP D.K. KANG	03.03.17	PROJECT	ITER THERMAL SHIELD MANUFACTURE	SFA
CHK K.W. NAM	20.02.17	TITLE	EQUATORIAL CRYOSTAT THERMAL SHIELD	
APP K.O. KANG	20.02.17	DRAWING NUMBER	ECTS CYLINDER (VAR-F)	ITER KOREA
CHK Y.K. KANG	17.02.17	DRAWING NUMBER	WALL ASSEMBLY DRAWING - 1/2	
APP K.S. LIM	06.12.16	DRAWING NUMBER	2702ES-M501-OCF-A4-M0	ITER
CHK J.K. KIM	29.11.16	REVISION	-	
DRW DOC ID	T37QZ7	RELEASED BY	ITER Organization	ITER
LINKED REV PT ID	SNNVSK	APPROVED BY	CORDIEJ	
PBS TITLE	Thermal Shields	CHECKED BY	WUS	ITER
PBS TITLE	Equatorial TS	CONTROLLED BY	DOMBROI	
REV DATE	06 Mar 17	SCALE	1:20	ITER
SHEET FORMAT	A1	PT STATUS	C	
THIRD ANGLE PROJECTION	06 19 27 02 ES	DRAWING NUMBER	014128	ITER
		REVISION	---	

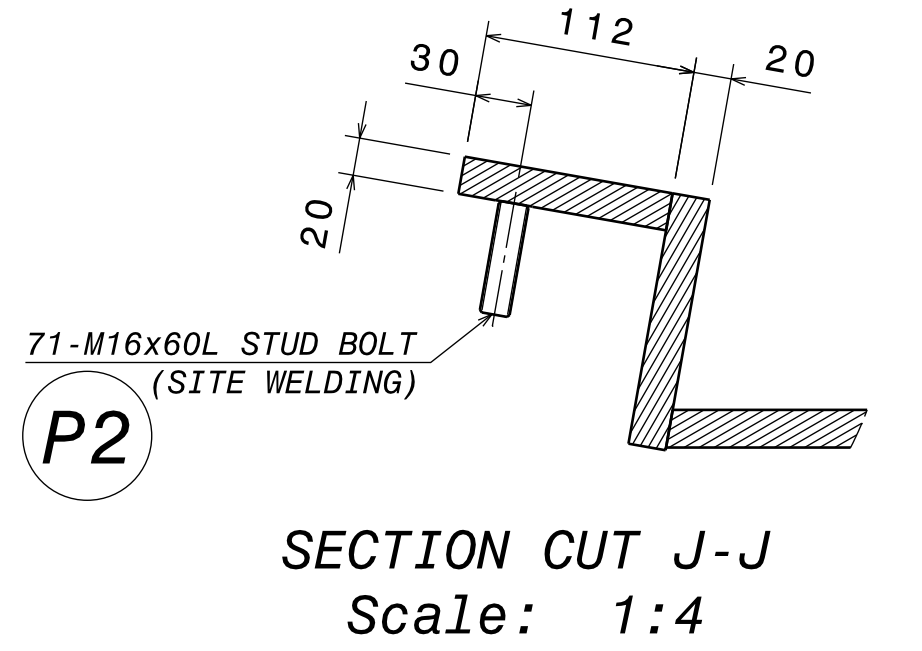
ID: 20200601 MATURITY: MD STATUS: DA APPROVED BY: HER N. DATE: 08 JUN 2020
 ID: 20200601 MATURITY: MD STATUS: DA APPROVED BY: HER N. DATE: 08 JUN 2020
 ID: 20200601 MATURITY: MD STATUS: DA APPROVED BY: HER N. DATE: 08 JUN 2020



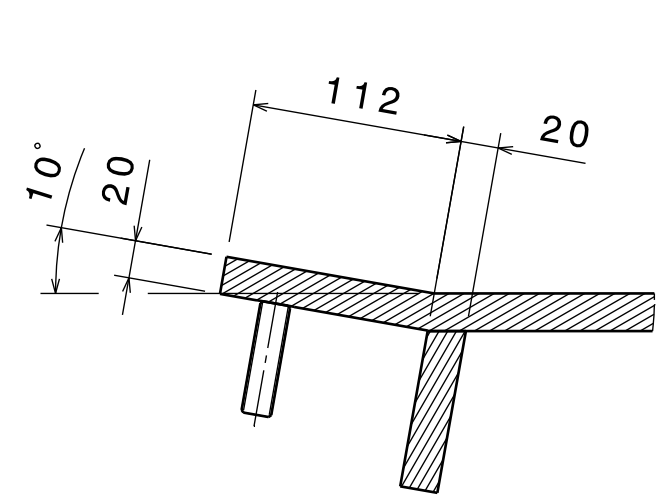
SECTION CUT I-I
Scale: 1:4



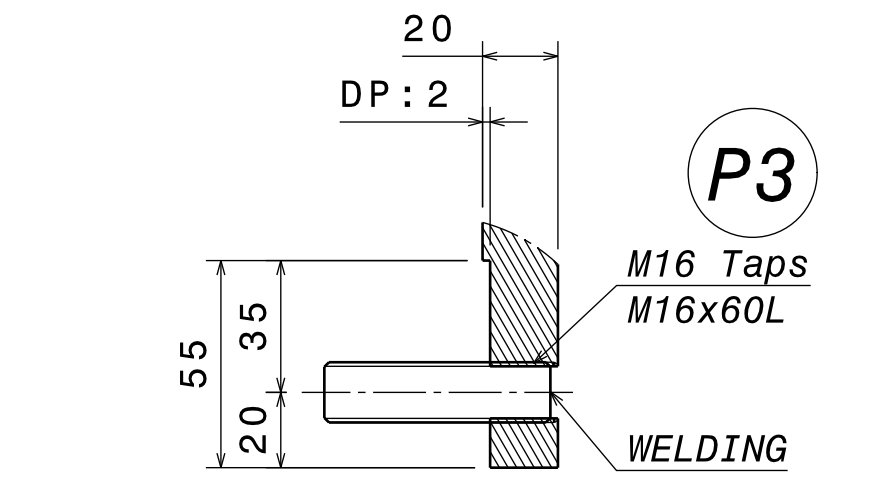
SECTION CUT K-K
Scale: 1:4



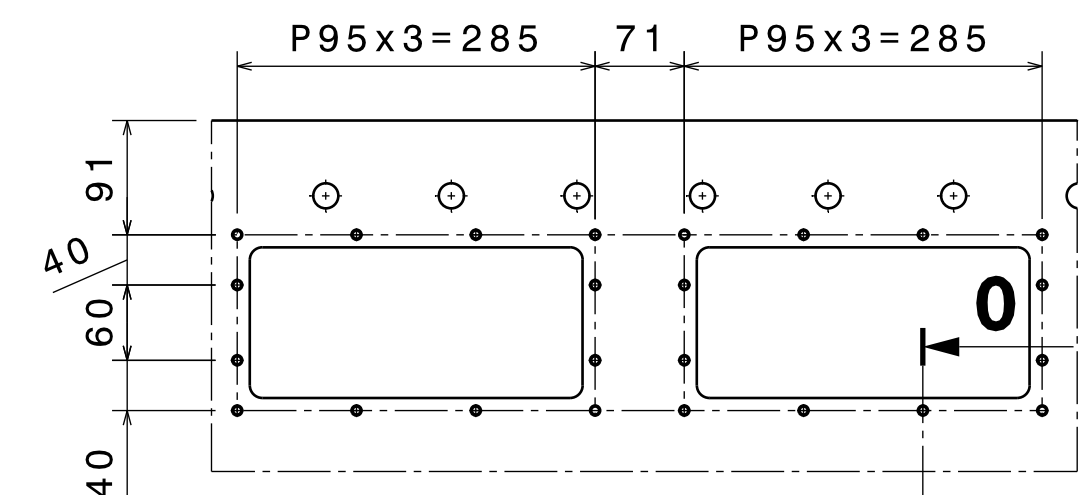
SECTION CUT J-J
Scale: 1:4



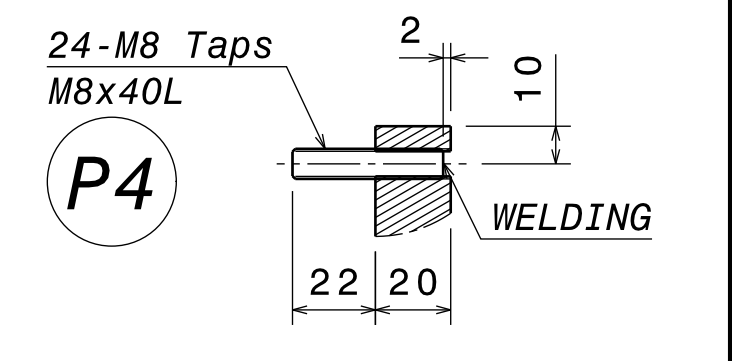
SECTION CUT L-L
Scale: 1:4



SECTION CUT M-M
Scale: 1:2



DETAIL N
Scale: 1:6



SECTION CUT O-O
Scale: 1:2

SECTION F-F SECTION G-G VIEW H

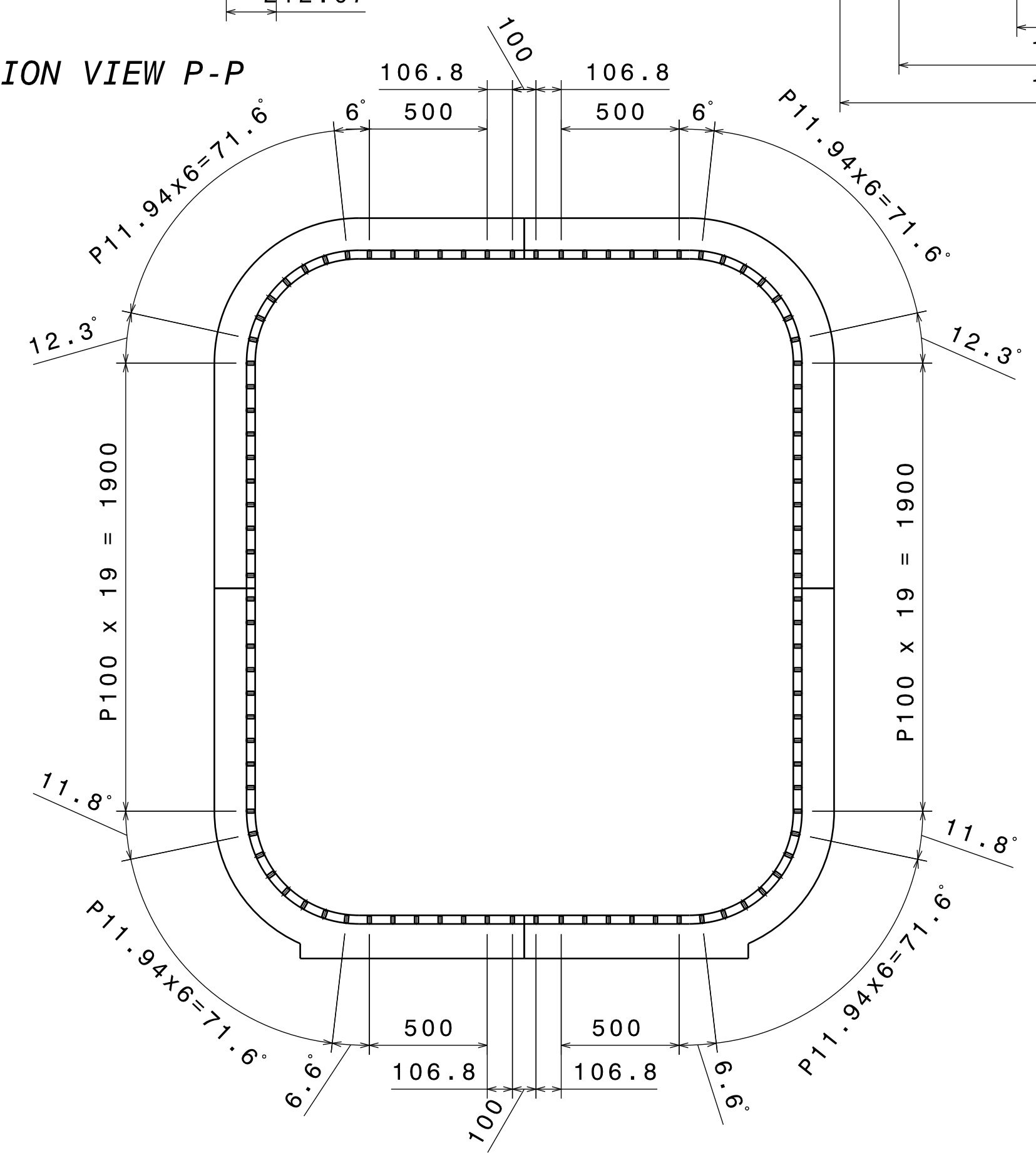
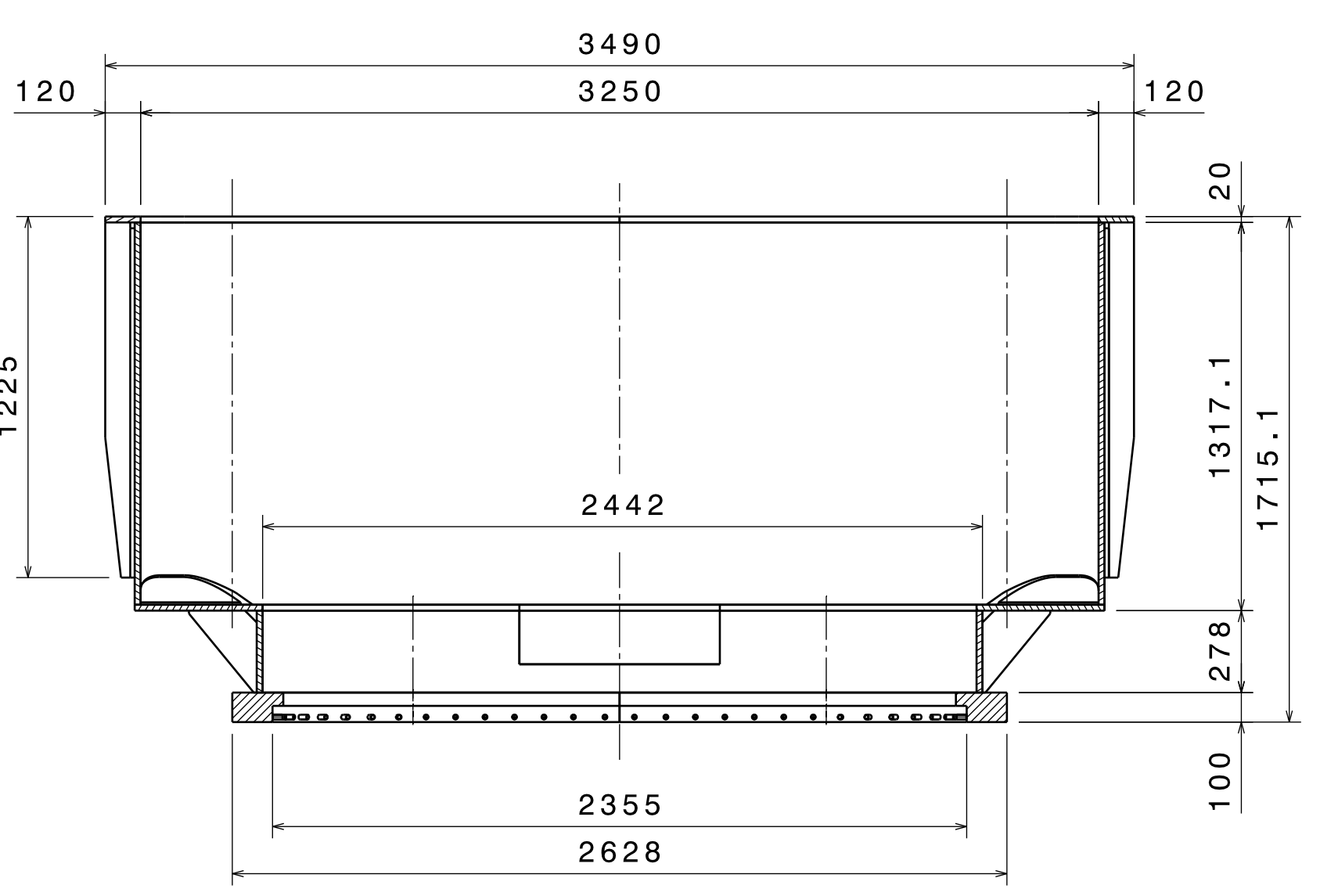
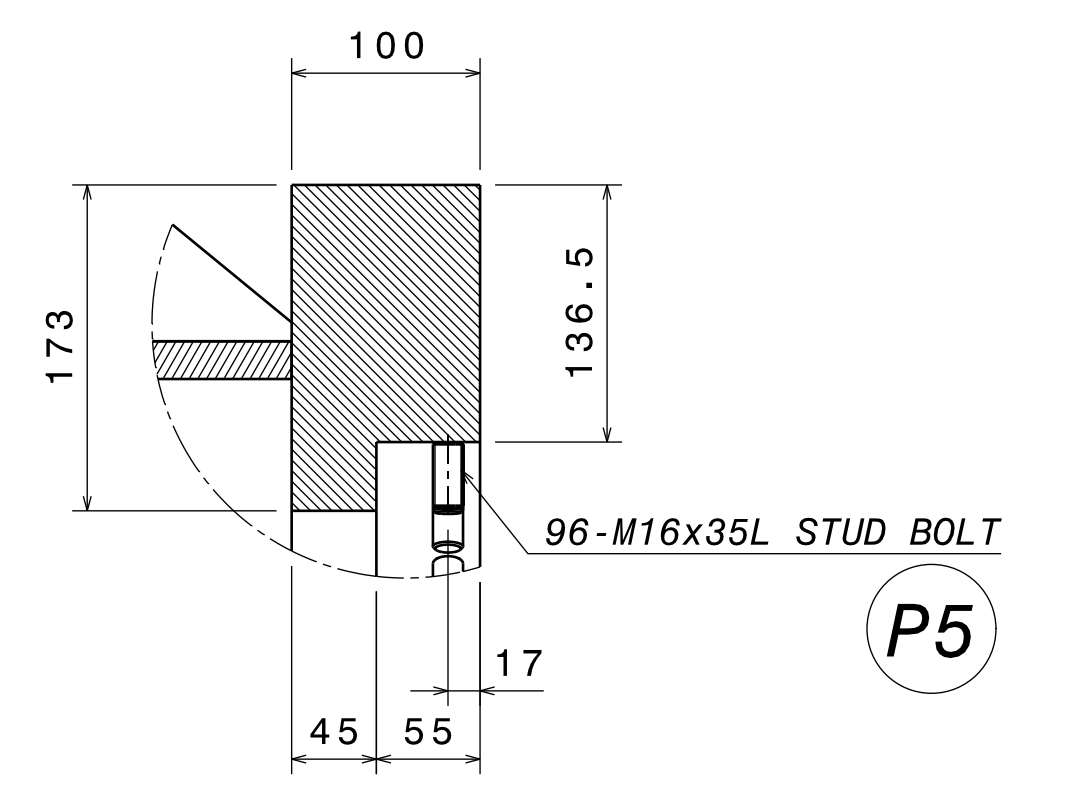
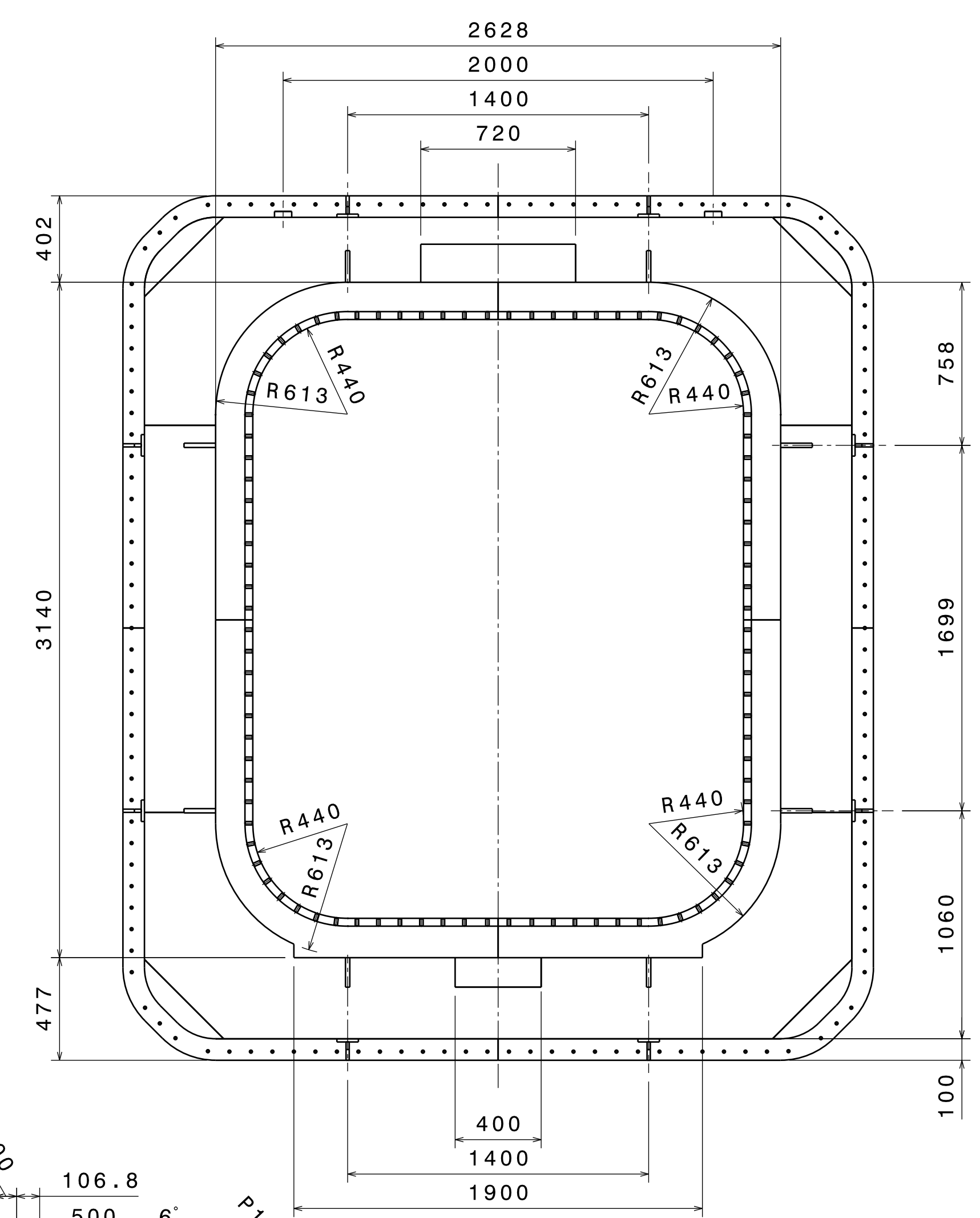
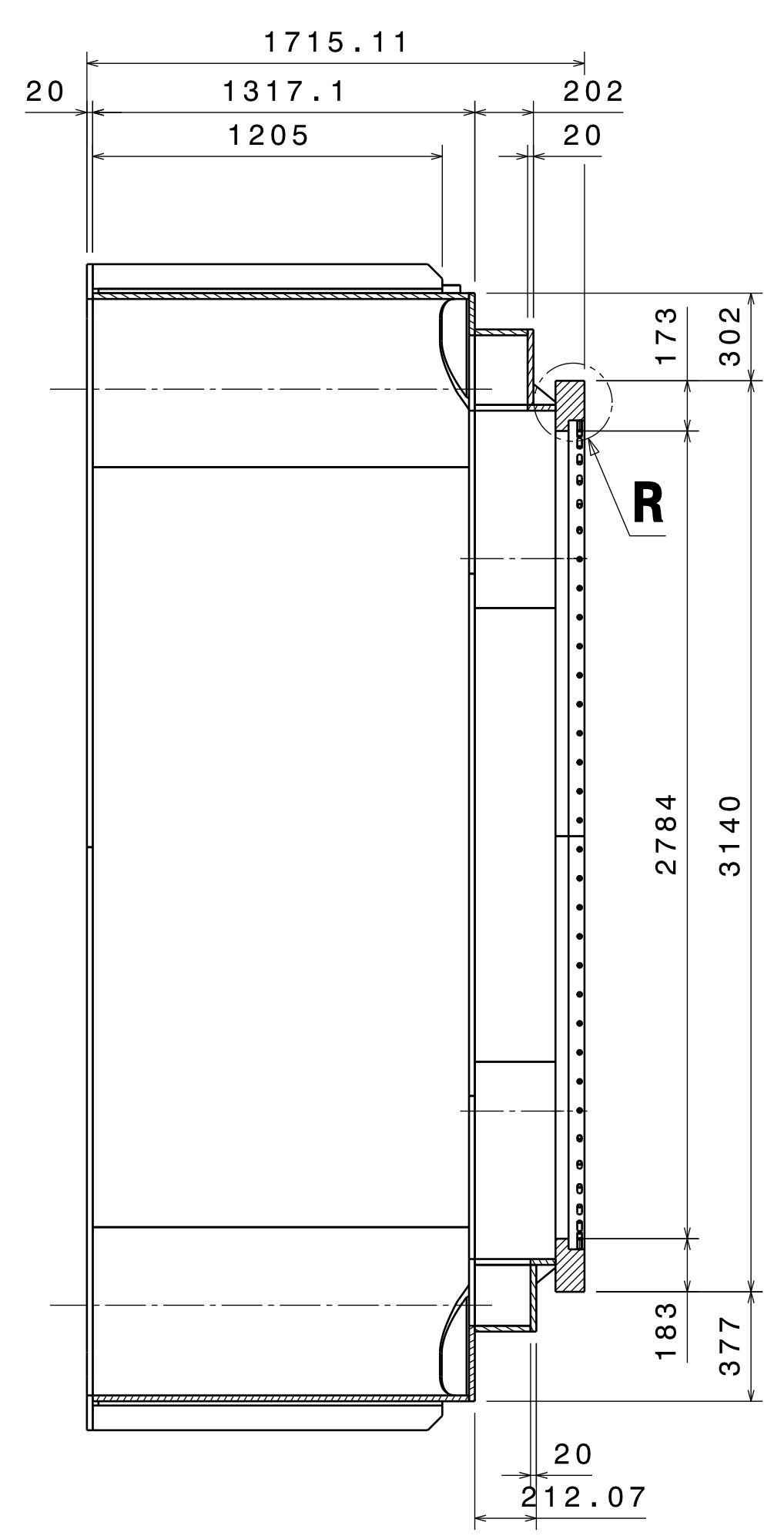
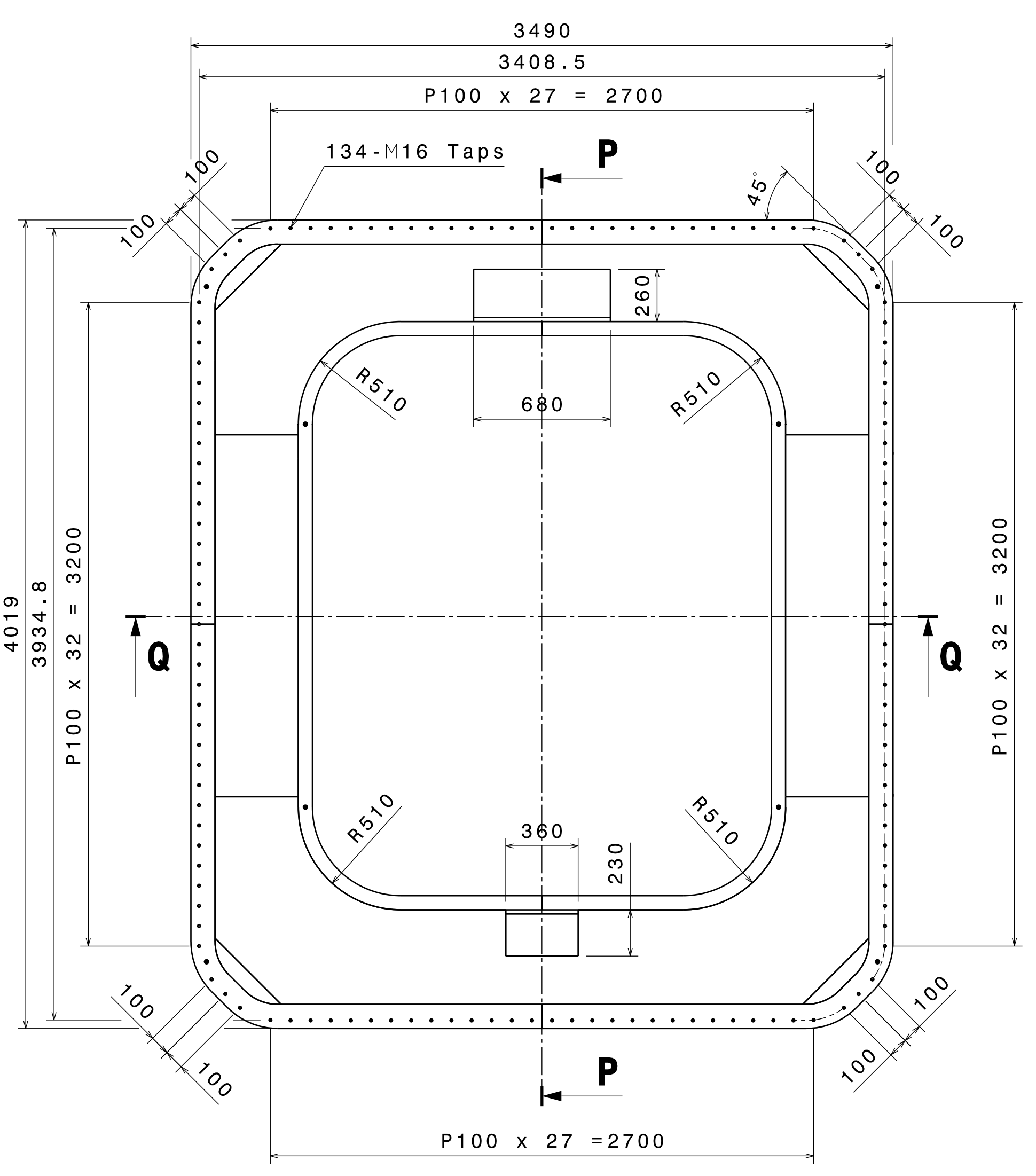
WALL FRAME

SPLICE JOINT

PART NO	NAME	MATERIAL	TYPE	DESCRIPTION	Q'TY	WEIGHT
P4	STUD BOLT, NUT, PW	SS316	ROUND BAR	M8 x 40L	24	
P3	STUD BOLT, NUT, PW	SS316	ROUND BAR	M16 x 60L	212	
P2	STUD WELDING BOLT, N, PW	SS316	PUR	M16 x 60L	71	
P1	STUD BOLT, NUT, PW	SS316	PUR	M16 x 80L	71	

BILL OF MATERIAL						
APP	D. K. KANG	03.03.17	PROJECT	ITER THERMAL SHIELD MANUFACTURE		
CHK	K. W. NAM	20.02.17	APPROVED BY	SFA		
REV			TITLE	EQUATORIAL CRYOSTAT THERMAL SHIELD		
CHK	K. O. KANG	20.02.17	CHECKED BY	iter KOREA		
APP	Y. K. KANG	17.02.17	DRAWN BY	ECTS CYLINDER (VAR-F)		
CHK	K. S. LIM	06.12.16	DRAWING NUMBER	WALL ASSEMBLY DRAWING - 2/2		
DRG	J. K. KIM	29.11.16	REVISION	2702ES-M501-OCF-A5-M0		
DRW DOC ID	T37QZ7	RELEASED BY	ITER Organization			
LINKED RVS PT ID	SNNVSK	APPROVED BY	CORDIEJ			
PBS TITLE	Thermal Shields	CHECKED BY	WUS			
REV DATE	06 Mar 17	CONTROLLED BY	DOMBROI			
SHEET FORMAT	A1	DRAWN BY	PARKS6			
SCALE	1:20	DRAWING NUMBER	ECTS CYLINDER_F_DRW			
PT STATUS	C	REVISION	WALL ASSEMBLY DRAWING - 2/2			
THIRD ANGLE PROJECTION		DRAWING NUMBER	014128			
		REVISION	---			

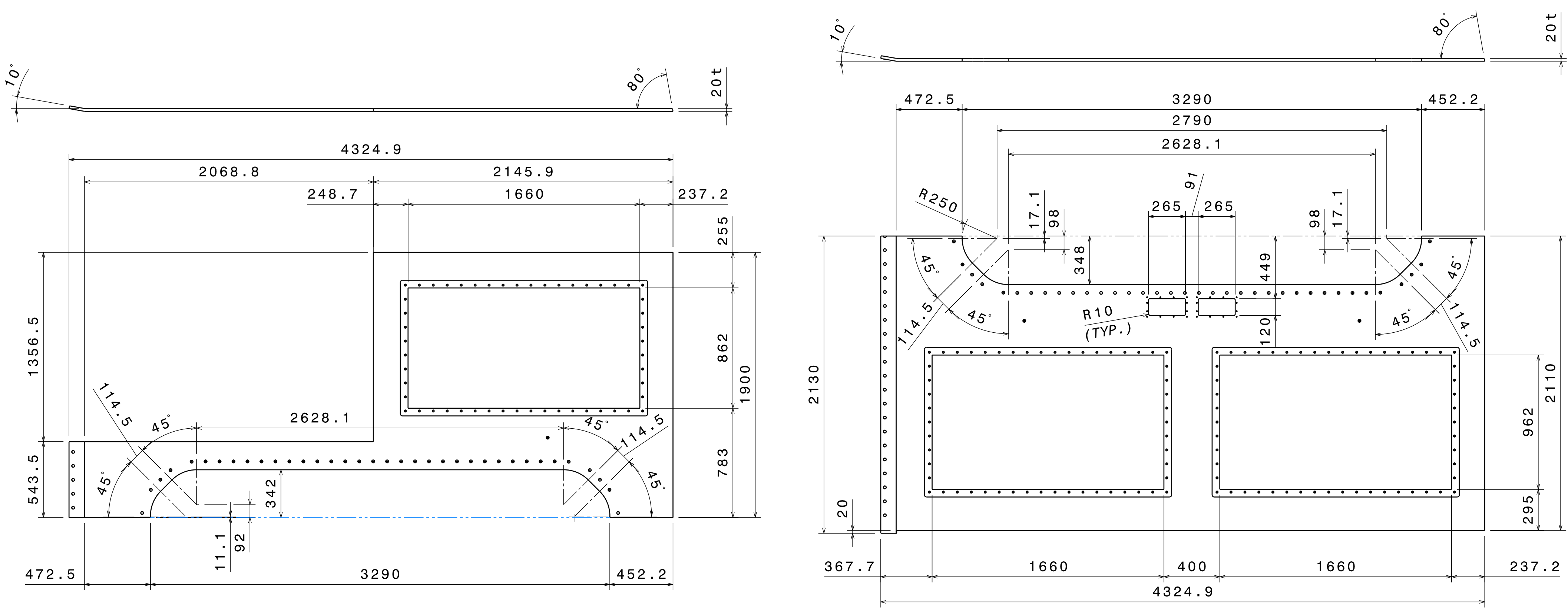
APPROVED BY: HER N. DATE: 08 JUN 2020
 APPROVED BY: KANG D. DATE: 08 JUN 2020 INT. USAGE APP.
 Spacreservation for the banner



PART NO	NAME	MATERIAL	TYPE	DESCRIPTION	Q'TY	WEIGHT
P5	STUD WELDING BOLT,N,PW	SS316	PUR	M16 x 35L	96	
BILL OF MATERIAL						
APP	D.K. KANG	03.03.17	PROJECT	ITER THERMAL SHIELD MANUFACTURE		
CHK	K.W. NAM	20.02.17	APPROVED BY	SFA		
RO DA			TITLE	EQUATORIAL CRYOSTAT THERMAL SHIELD		
CHK	K.O. KANG	20.02.17	ECTS CYLINDER (VAR-F)	iter KOREA		
APP	Y.K. KANG	17.02.17	PORT SHROUD ASSEMBLY DRAWING	iter		
CHK	K.S. LIM	06.12.16	DRAWING NUMBER	2702ES-M501-OCF-A6-M0		
DWG	J.K. KIM	29.11.16	REVISION	-		
DRW DOC ID	T37QZ7	RELEASED BY	ITER Organization			
LINKED REV5 PT ID	SNNVSK	APPROVED BY	CORDIEJ			
PBS TITLE	Thermal Shields	CHECKED BY	WUS			
Equatorial TS		CONTROLLED BY	DOMBROI			
Equatorial Cryostat TS		DRAWING TITLE	ECTS CYLINDER_F_DRW			
REV DATE	06 Mar 17	SCALE	PT STATUS	DRAWN BY		
	MD	---	HERN	PARKS6		
SHEET FORMAT	A1	SCALE	PT STATUS	DRAWING NUMBER		
	1:20	C	PARKS6	014128		
THIRD ANGLE PROJECTION		SHEET	PBS 3 LEVELS	REVISION DR STATUS		
		08 19 27 02 ES		---		

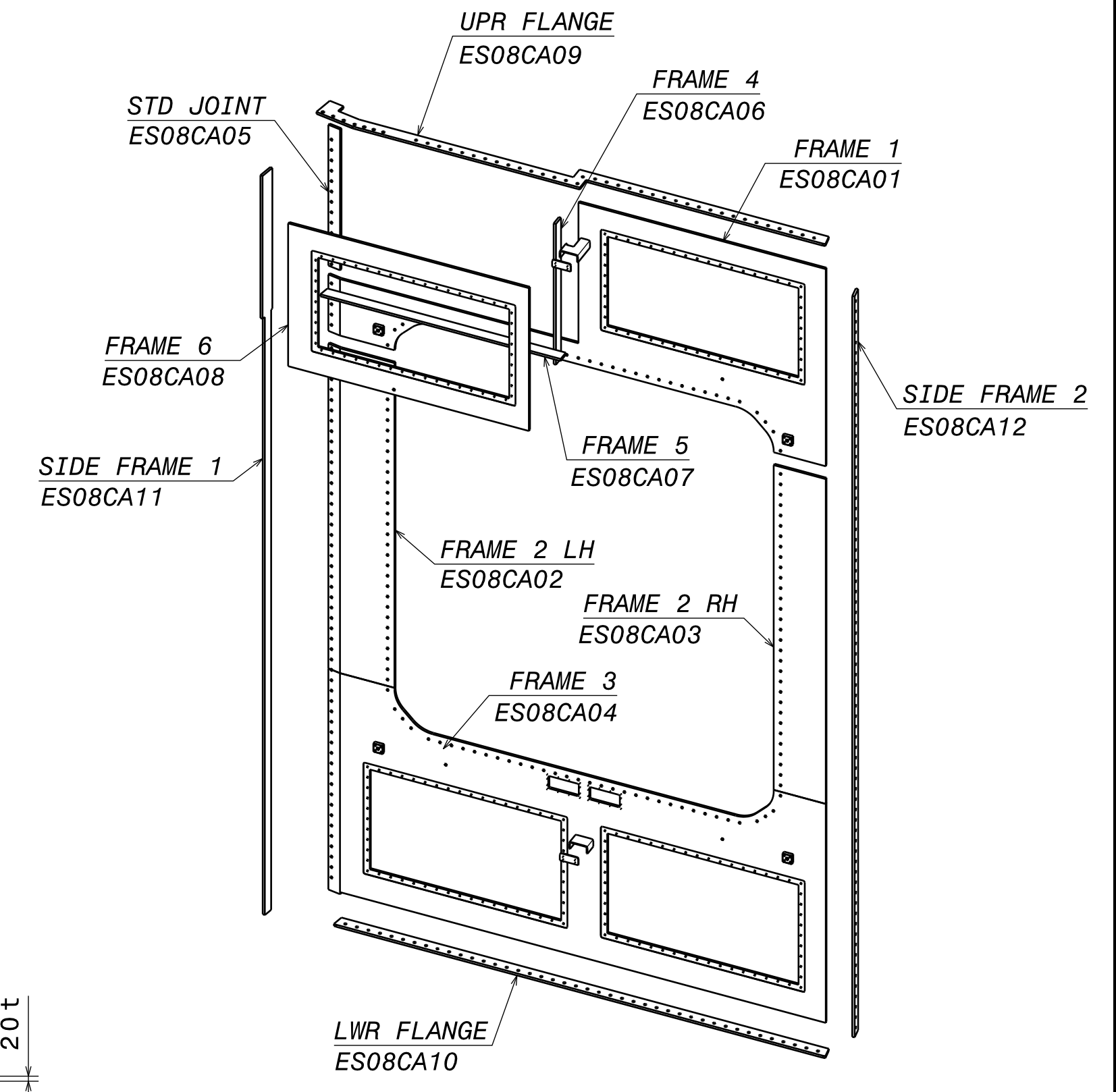
1 2 3 4 5 6 7 8 9 10 11 12 13 14 15 16

A B C D E F G H

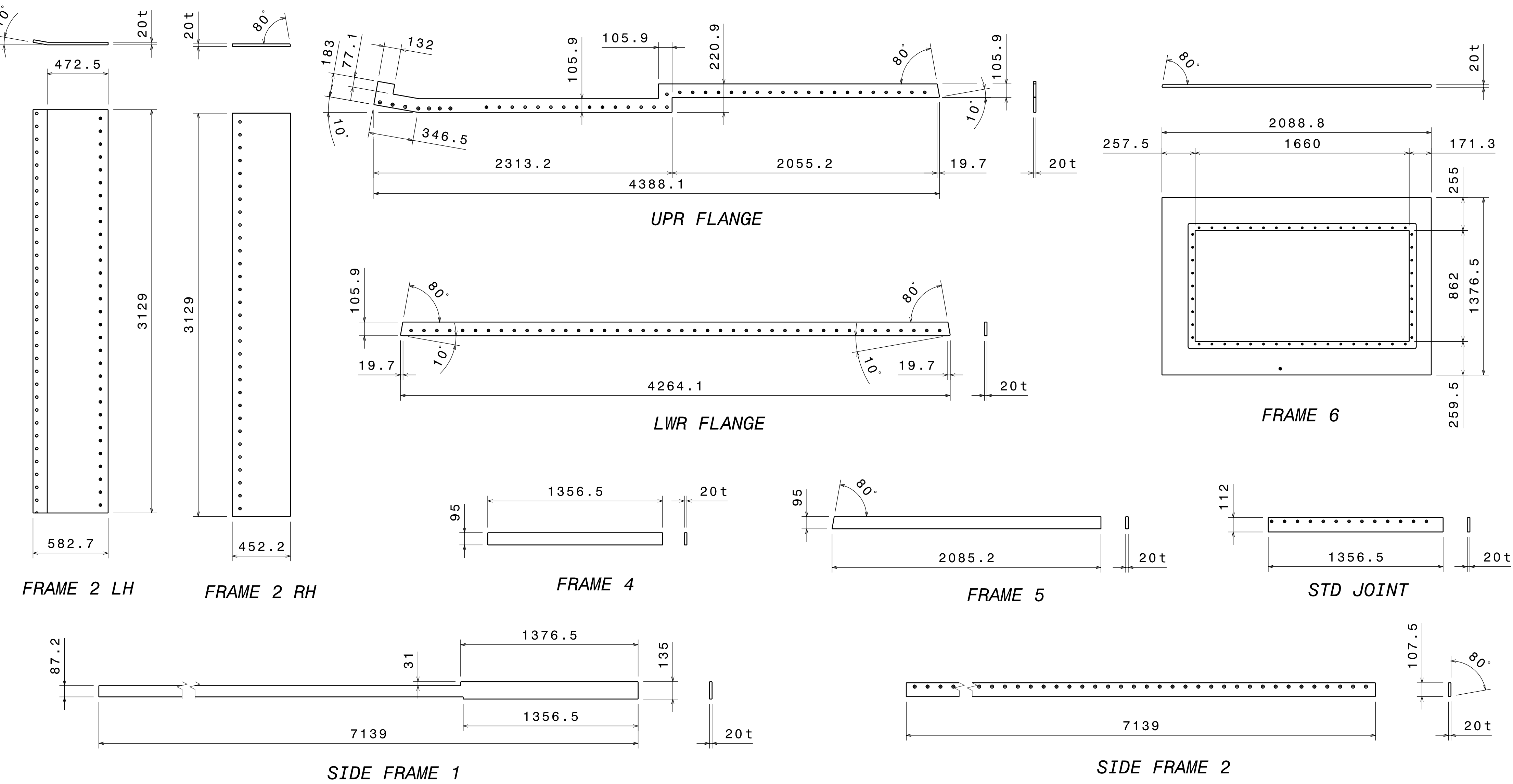


FRAME 1

FRAME 3



ISOMETRIC VIEW
Scale: 1:40



FRAME 2 LH

FRAME 2 RH

FRAME 4

FRAME 5

STD JOINT

FRAME 6

SIDE FRAME 1

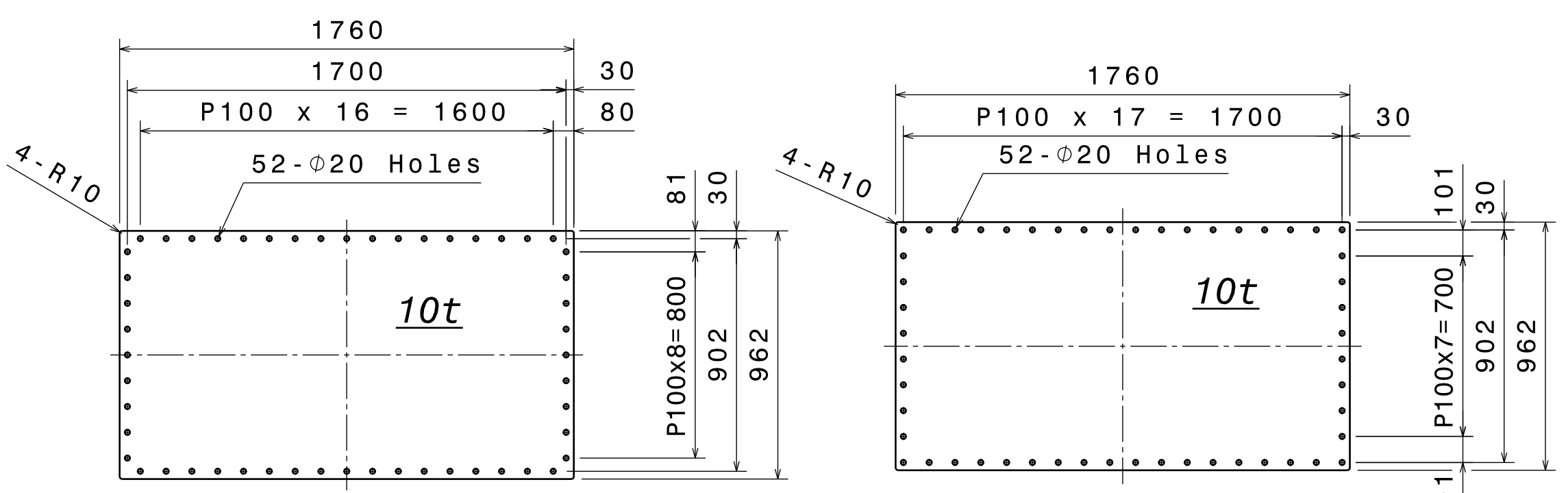
SIDE FRAME 2

PART NO	NAME	MATERIAL	TYPE	DESCRIPTION	Q'TY	WEIGHT
ES08CA12	SIDE FRAME 2	SS304LN	PLATE	20x107.5x7139	1	
ES08CA11	SIDE FRAME 1	SS304LN	PLATE	20x135x7139	1	
ES08CA10	LWR FLANGE	SS304LN	PLATE	20x105.9x4264.1	1	
ES08CA09	UPR FLANGE	SS304LN	PLATE	20x220.9x4388.1	1	
ES08CA08	FRAME 6	SS304LN	PLATE	20x1376.5x2088.8	1	
ES08CA07	FRAME 5	SS304LN	PLATE	20x95x2085.2	1	
ES08CA06	FRAME 4	SS304LN	PLATE	20x95x1356.5	1	
ES08CA05	STD JOINT	SS304LN	PLATE	20x112x1356.5	1	
ES08CA04	FRAME 3	SS304LN	PLATE	20x2130x4324.9	1	
ES08CA03	FRAME 2 RH	SS304LN	PLATE	20x452.2x3129	1	
ES08CA02	FRAME 2 LH	SS304LN	PLATE	20x582.7x3129	1	
ES08CA01	FRAME 1	SS304LN	PLATE	20x1900x4324.9	1	

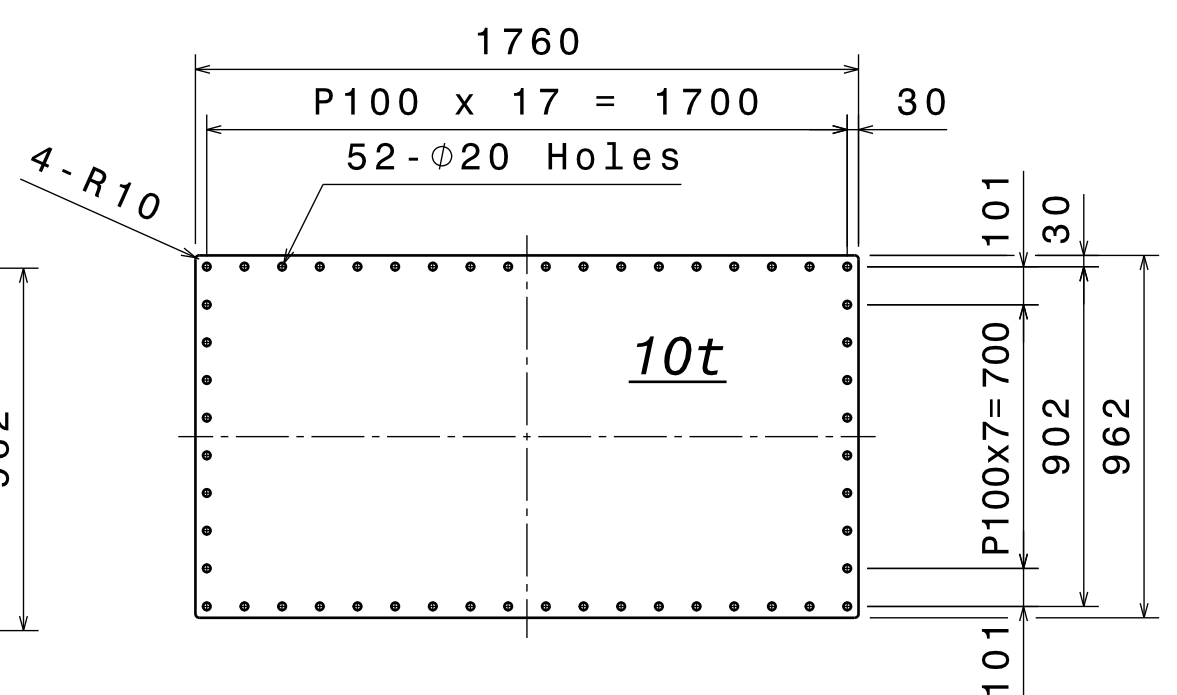
BILL OF MATERIAL						
APP	D. K. KANG	03.03.17	PROJECT	ITER THERMAL SHIELD MANUFACTURE		
CHK	K. W. NAM	20.02.17	APPROVED BY	SFA		
DRW	-	-	TITLE	EQUATORIAL CRYOSTAT THERMAL SHIELD		
CHK	K. O. KANG	20.02.17	ECTS CYLINDER (VAR-F)	ITER KOREA		
APP	Y. K. KANG	17.02.17	DETAIL OF PARTS - 1/7	iter		
CHK	K. S. LIM	06.12.16	DRAWING NUMBER	2702ES-M501-OCF-01-M0		
DRW	J. K. KIM	29.11.16	REVISION	-		
DRW DOC ID	T37QZ7	RELEASED BY	CORDIEJ	ITER Organization		
LINKED REV5 PT ID	SNNVSK	APPROVED BY	WUS	iter		
PBS TITLE	Thermal Shields			DRAWING TITLE		
Equatorial TS			ECTS_CYLINDER_F_DRW			
Equatorial Cryostat TS			ECTS_CYLINDER (VAR-F)			
REV DATE	PT MATURITY	PT VERSION	HERN	DRAWN BY		
06 Mar 17	MD	---	HERN	PARKS6		
SHEET FORMAT	SCALE	PT STATUS	---	DRAWING NUMBER		
A1	1:20	C	---	09 19 27.02.ES 014128		
THIRD ANGLE PROJECTION	SHEET		PAGES		REVISION	DR STATUS
09 19 27.02.ES		014128		---	C	

1 2 3 4 5 6 7 10 11 12 13 14 15 16

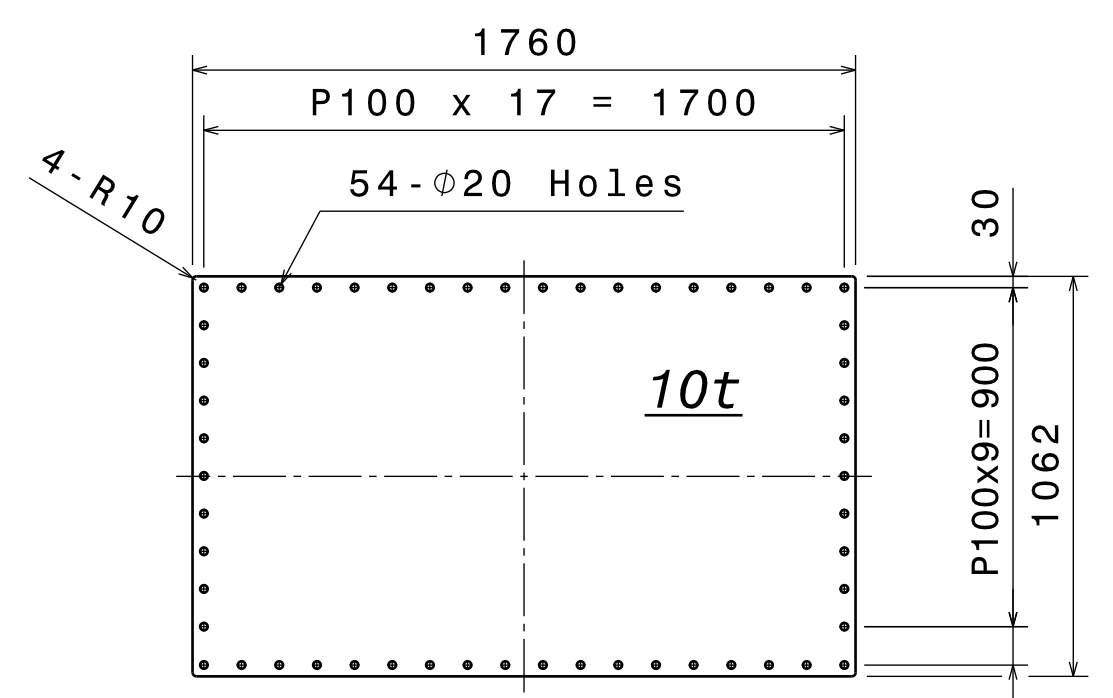
APPROVED BY : KANG D. DATE : 08 JUN 2020. INT. USAGE APP. : Spacreservation for the banner.



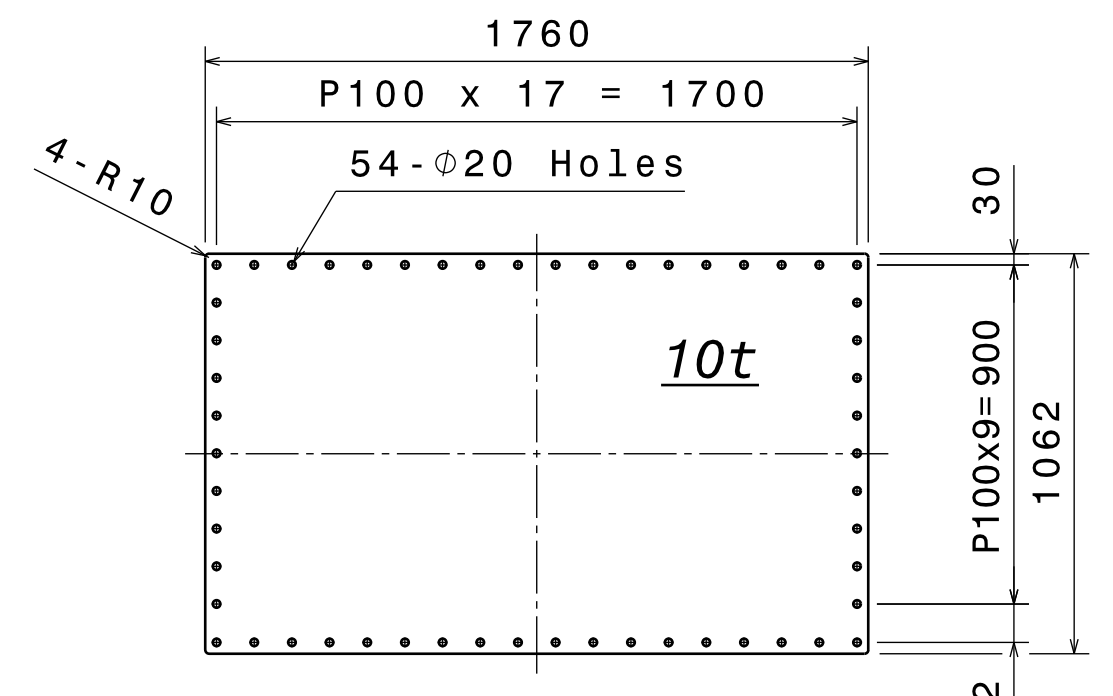
UPR PANEL A



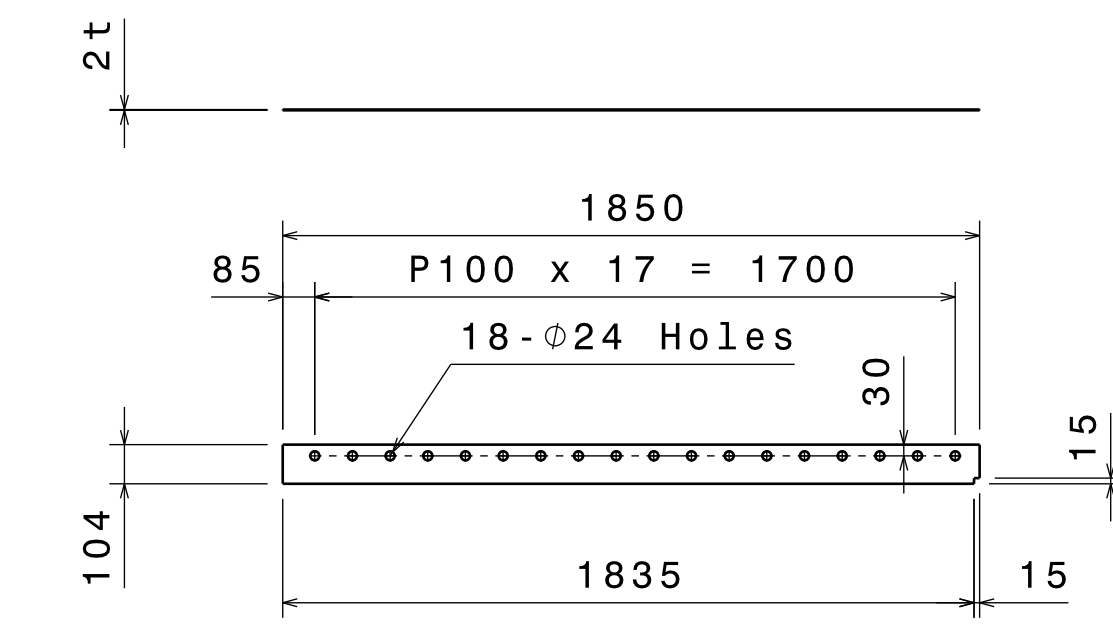
UPR PANEL B



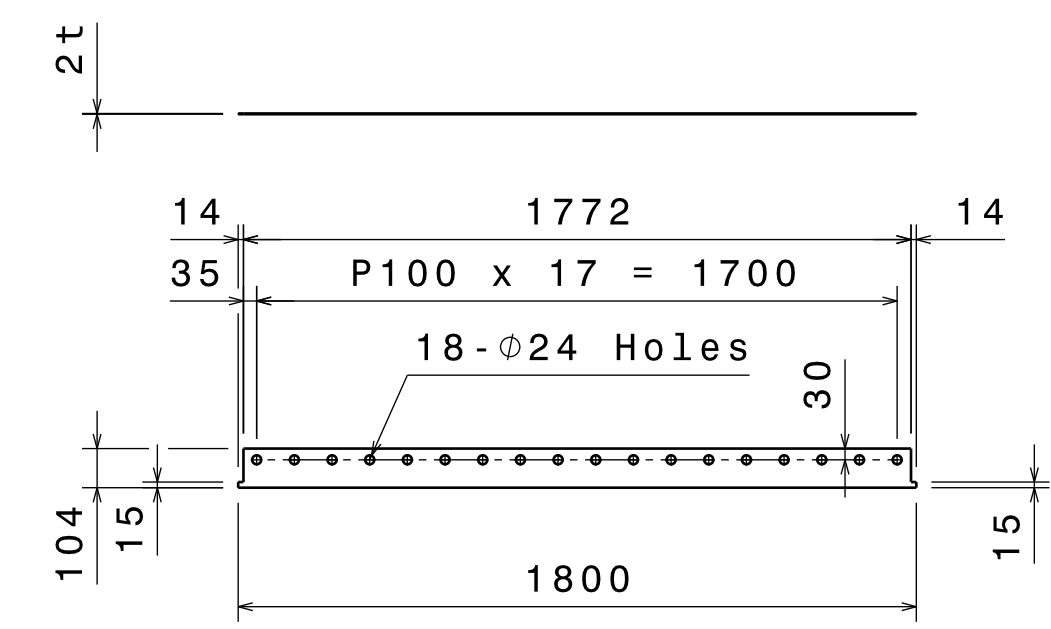
LWR PANEL A



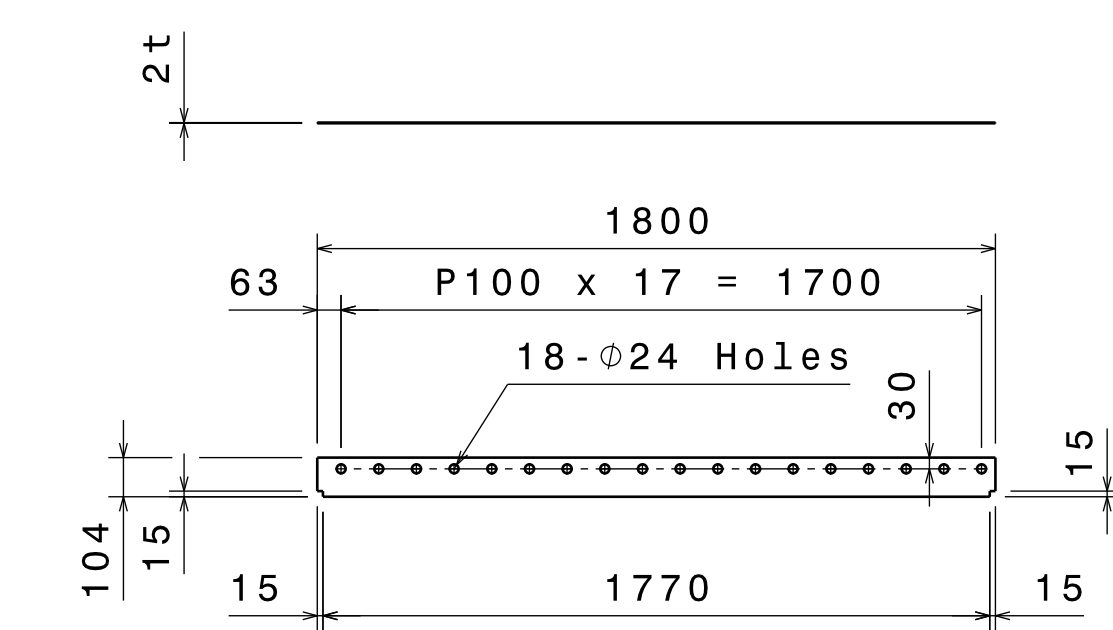
LWR PANEL B



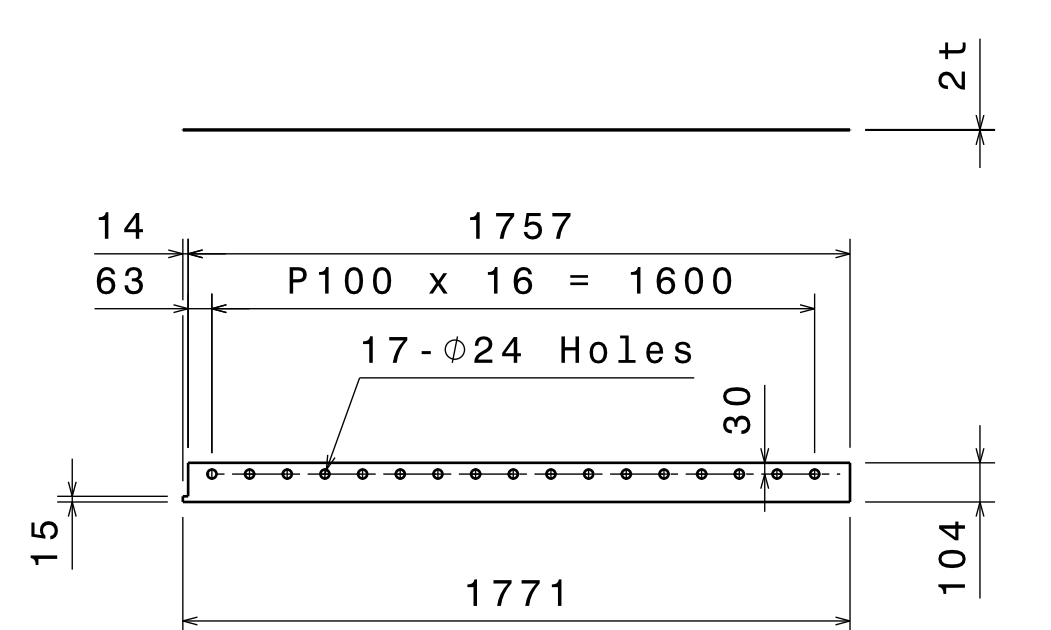
JOINT INSULATION 1



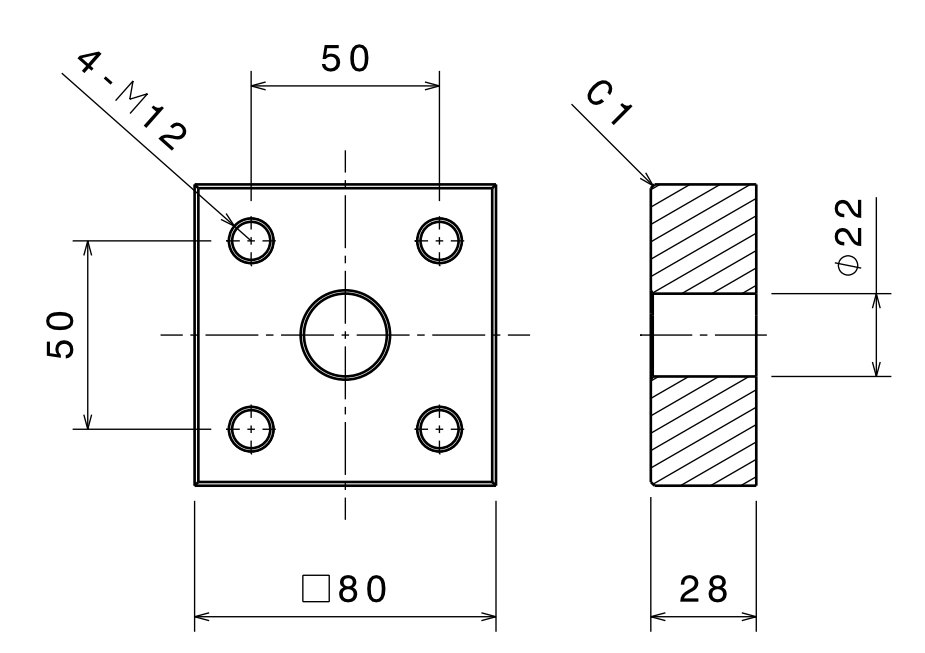
JOINT INSULATION 2



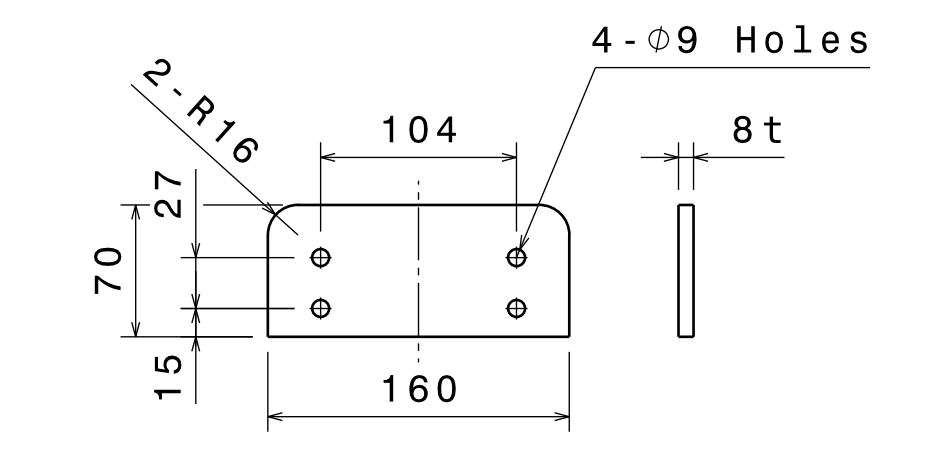
JOINT INSULATION 3



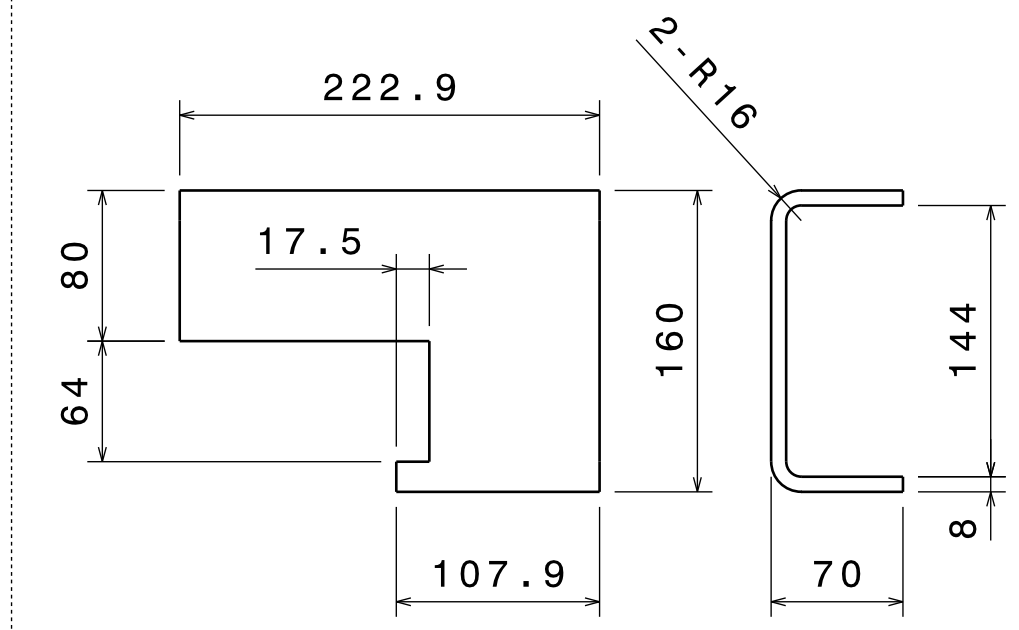
JOINT INSULATION 4



UPR / LWR LIFTING PAD 1 ~ 8
LIFTING PAD 1-4
Scale: 1:2

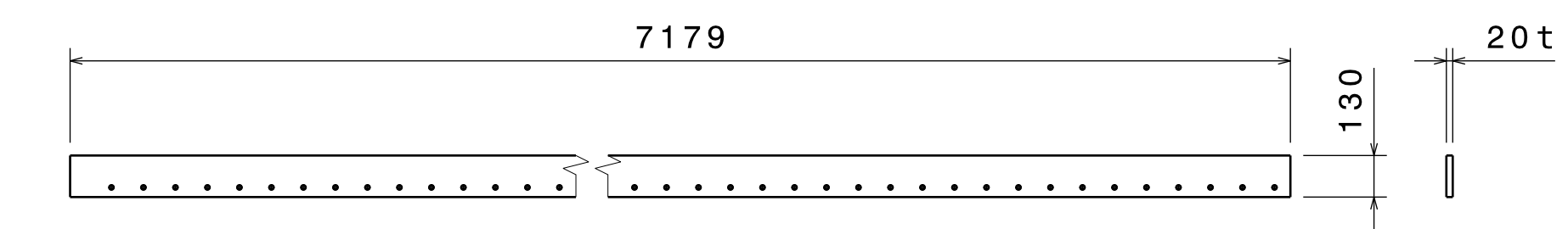


WELDED PAD 2 / 4
Scale: 1:4

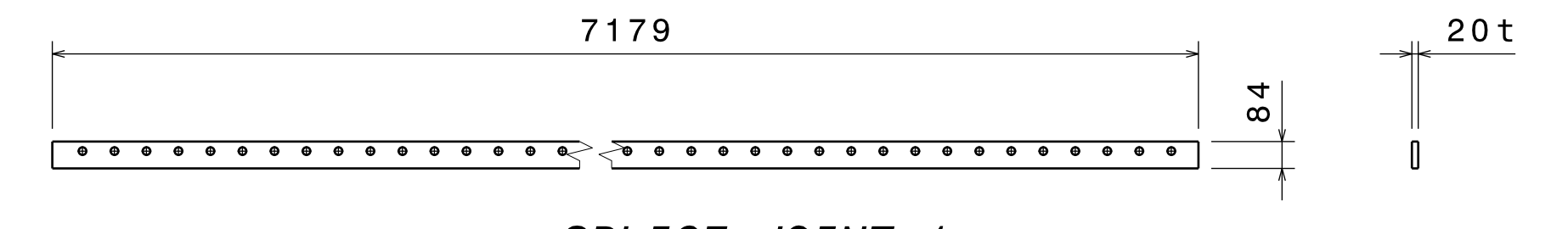


WELDED PAD 1
Scale: 1:4

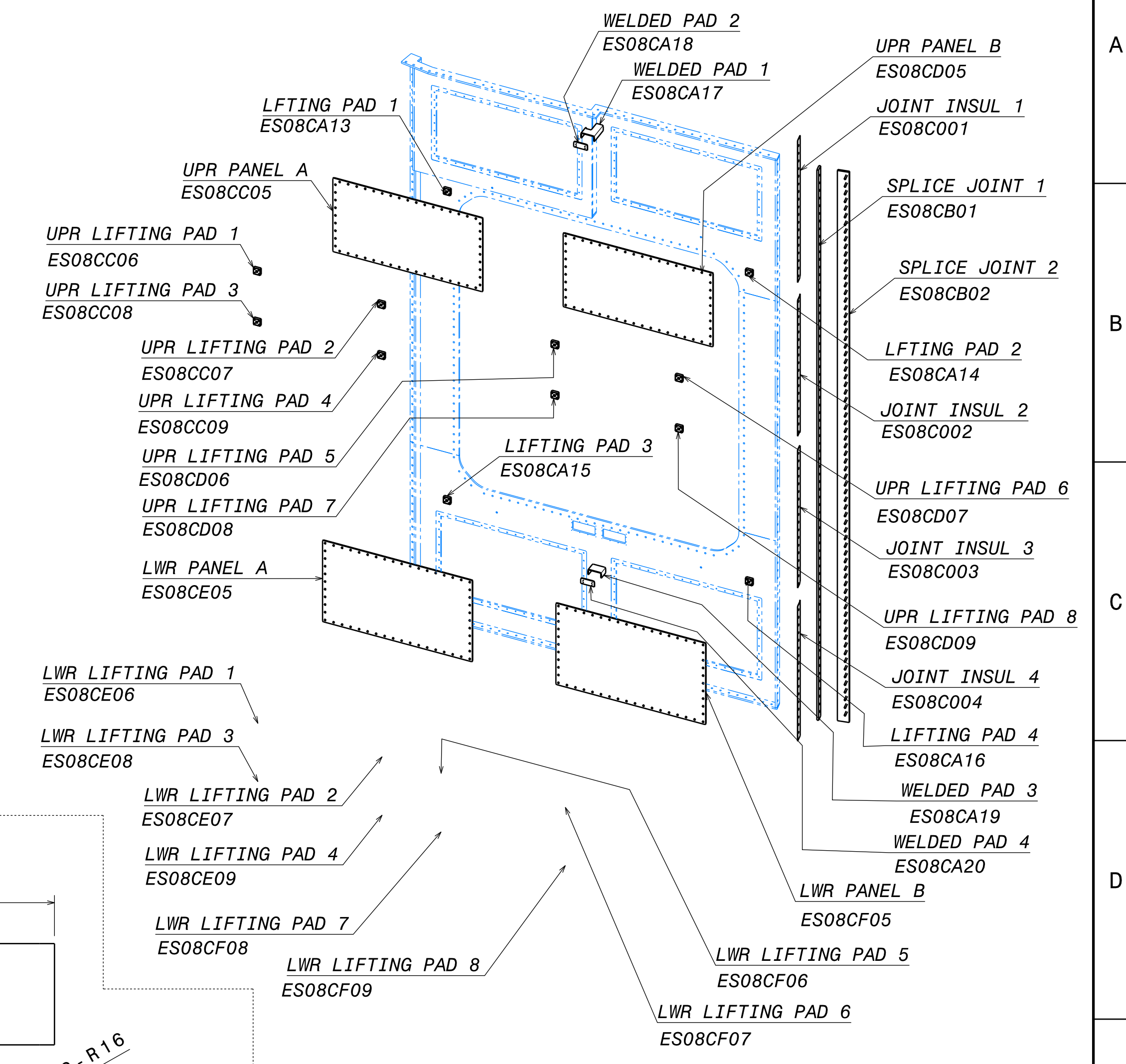
WELDED PAD 3
Scale: 1:4



SPLICE JOINT 2



SPLICE JOINT 1



ISOMETRIC VIEW
Scale: 1:40

PART NO	NAME	MATERIAL	TYPE	DESCRIPTION	Q'TY	WEIGHT
ES08CD09	UPR LIFTING PAD 8	SS304LN	PLATE	28x80x80	1	
ES08CD08	UPR LIFTING PAD 7	SS304LN	PLATE	28x80x80	1	
ES08CD07	UPR LIFTING PAD 6	SS304LN	PLATE	28x80x80	1	
ES08CD06	UPR LIFTING PAD 5	SS304LN	PLATE	28x80x80	1	
ES08CD05	UPR PANEL B	SS304LN	PLATE	10x962x1760	1	
ES08CC09	UPR LIFTING PAD 4	SS304LN	PLATE	28x80x80	1	
ES08CC08	UPR LIFTING PAD 3	SS304LN	PLATE	28x80x80	1	
ES08CC07	UPR LIFTING PAD 2	SS304LN	PLATE	28x80x80	1	
ES08CC06	UPR LIFTING PAD 1	SS304LN	PLATE	28x80x80	1	
ES08CC05	UPR PANEL A	SS304LN	PLATE	10x962x1760	1	
ES08CB02	SPLICE JOINT 2	SS304LN	PLATE	2x130x7179	1	
ES08CB01	SPLICE JOINT 1	SS304LN	PLATE	2x84x7179	1	
ES08CA20	WELDED PAD 4	SS304LN	PLATE	8x70x160	1	
ES08CA19	WELDED PAD 3	SS304LN	PLATE	70x107.9x160	1	
ES08CA18	WELDED PAD 2	SS304LN	PLATE	8x70x160	1	
ES08CA17	WELDED PAD 1	SS304LN	PLATE	70x160x222.9	1	
ES08CA16	LIFTING PAD 4	SS304LN	PLATE	28x80x80	1	
ES08CA15	LIFTING PAD 3	SS304LN	PLATE	28x80x80	1	
ES08CA14	LIFTING PAD 2	SS304LN	PLATE	28x80x80	1	
ES08CA13	LIFTING PAD 1	SS304LN	PLATE	28x80x80	1	

PART NO	NAME	MATERIAL	TYPE	DESCRIPTION	Q'TY	WEIGHT
ES08C004	JOINT INSULATION 4	G10	PLATE	2x104x1771	1	
ES08C003	JOINT INSULATION 3	G10	PLATE	2x104x1800	1	
ES08C002	JOINT INSULATION 2	G10	PLATE	2x104x1800	1	
ES08C001	JOINT INSULATION 1	G10	PLATE	2x104x1850	1	
ES08CF09	LWR LIFTING PAD 8	SS304LN	PLATE	28x80x80	1	
ES08CF08	LWR LIFTING PAD 7	SS304LN	PLATE	28x80x80	1	
ES08CF07	LWR LIFTING PAD 6	SS304LN	PLATE	28x80x80	1	
ES08CF06	LWR LIFTING PAD 5	SS304LN	PLATE	28x80x80	1	
ES08CF05	LWR PANEL B	SS304LN	PLATE	10x1062x1760	1	
ES08CE09	LWR LIFTING PAD 4	SS304LN	PLATE	28x80x80	1	
ES08CE08	LWR LIFTING PAD 3	SS304LN	PLATE	28x80x80	1	
ES08CE07	LWR LIFTING PAD 2	SS304LN	PLATE	28x80x80	1	
ES08CE06	LWR LIFTING PAD 1	SS304LN	PLATE	28x80x80	1	
ES08CE05	LWR PANEL A	SS304LN	PLATE	10x1062x1760	1	

BILL OF MATERIAL

APP: D.K. KANG 03.03.17 PROJECT: ITER THERMAL SHIELD MANUFACTURE

CHK: K.W. NAM 20.02.17

TITLE: EQUATORIAL CRYOSTAT THERMAL SHIELD

CHK: K.O. KANG 20.02.17

TITLE: ECTS CYLINDER (VAR-F)

APP: Y.K. KANG 17.02.17

TITLE: DETAILED PARTS - 2/7

CHK: K.S. LIM 06.12.16

DRAWING NUMBER: 2702ES-M501-OCF-02-M0

DRG: J.K. KIM 29.11.16

DRW DOC ID: T37QZ7 RELEASED BY: ITER Organization

LINKED REV PT ID: SNNVSK APPROVED BY: CORDIEJ

PBS TITLE: Thermal Shields

CHECKED BY: WUS

ECTS CYLINDER F DRW

ECTS CYLINDER (VAR-F)

CONTROLLED BY: DOMBROI

ECTS CYLINDER TS

REVISION: 06 Mar 17 MD --- HERN

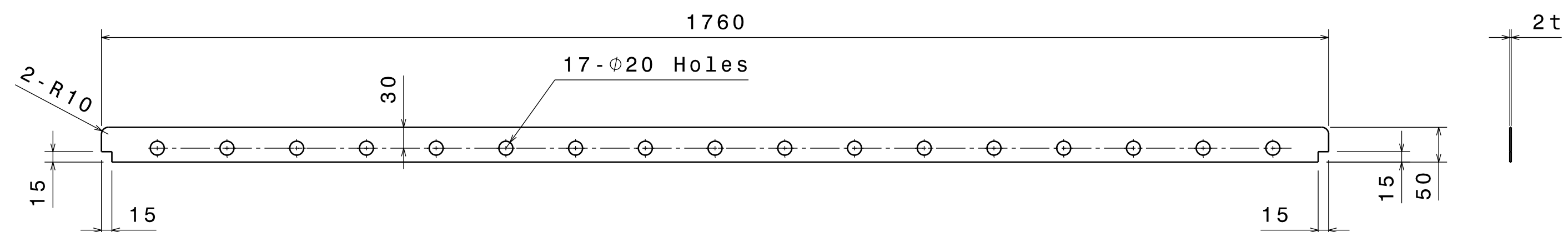
DRAWN BY: PARKS6

DETAILED PARTS - 2/7

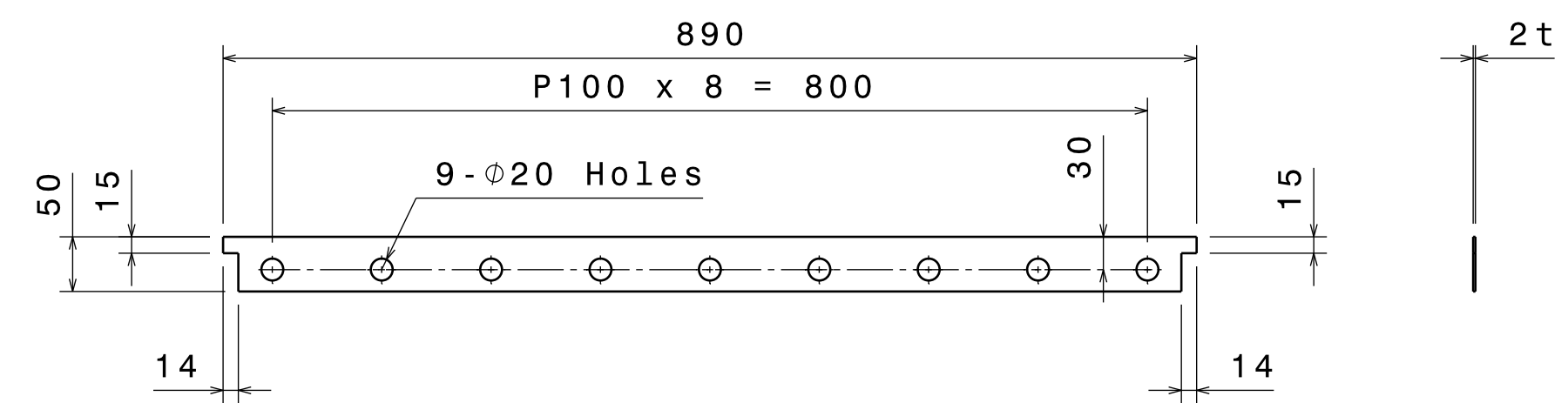
SHEET FORMAT: A1 SCALE: 1:20 STATUS: C

THIRD ANGLE PROJECTION

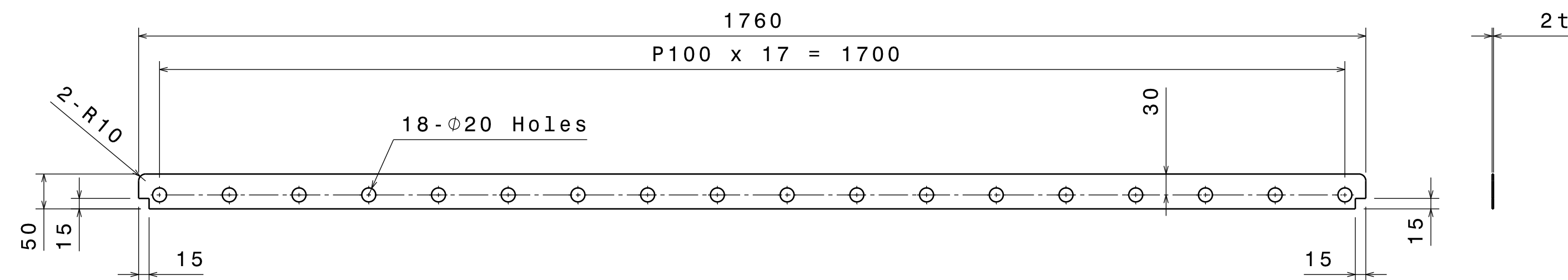
10 19 27.02.ES 014128



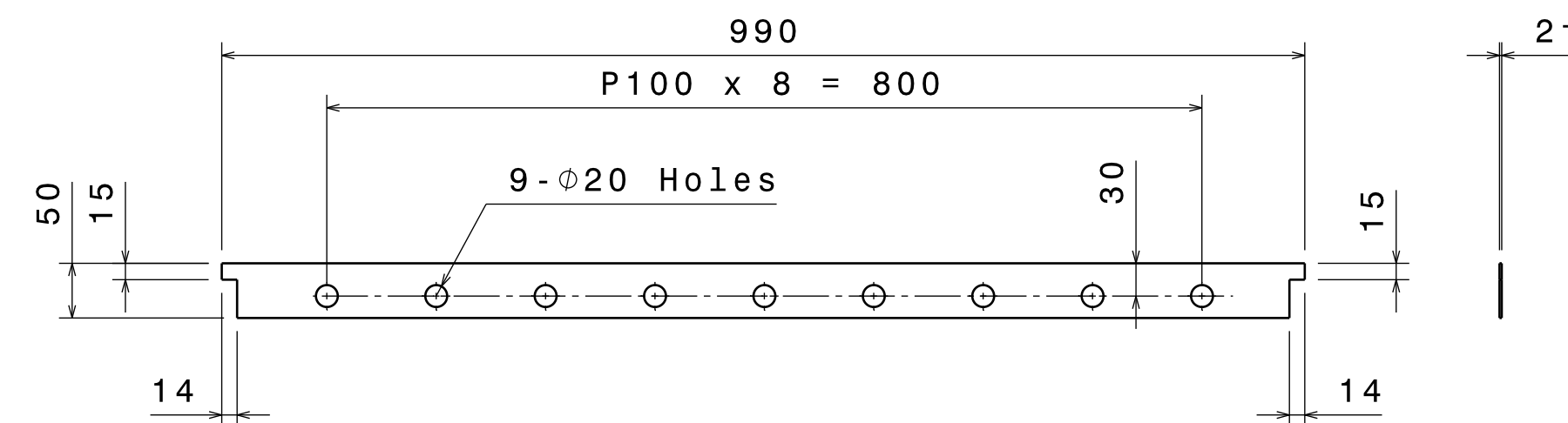
UPR COPPER PLATE 1 / 3 / 5 / 7



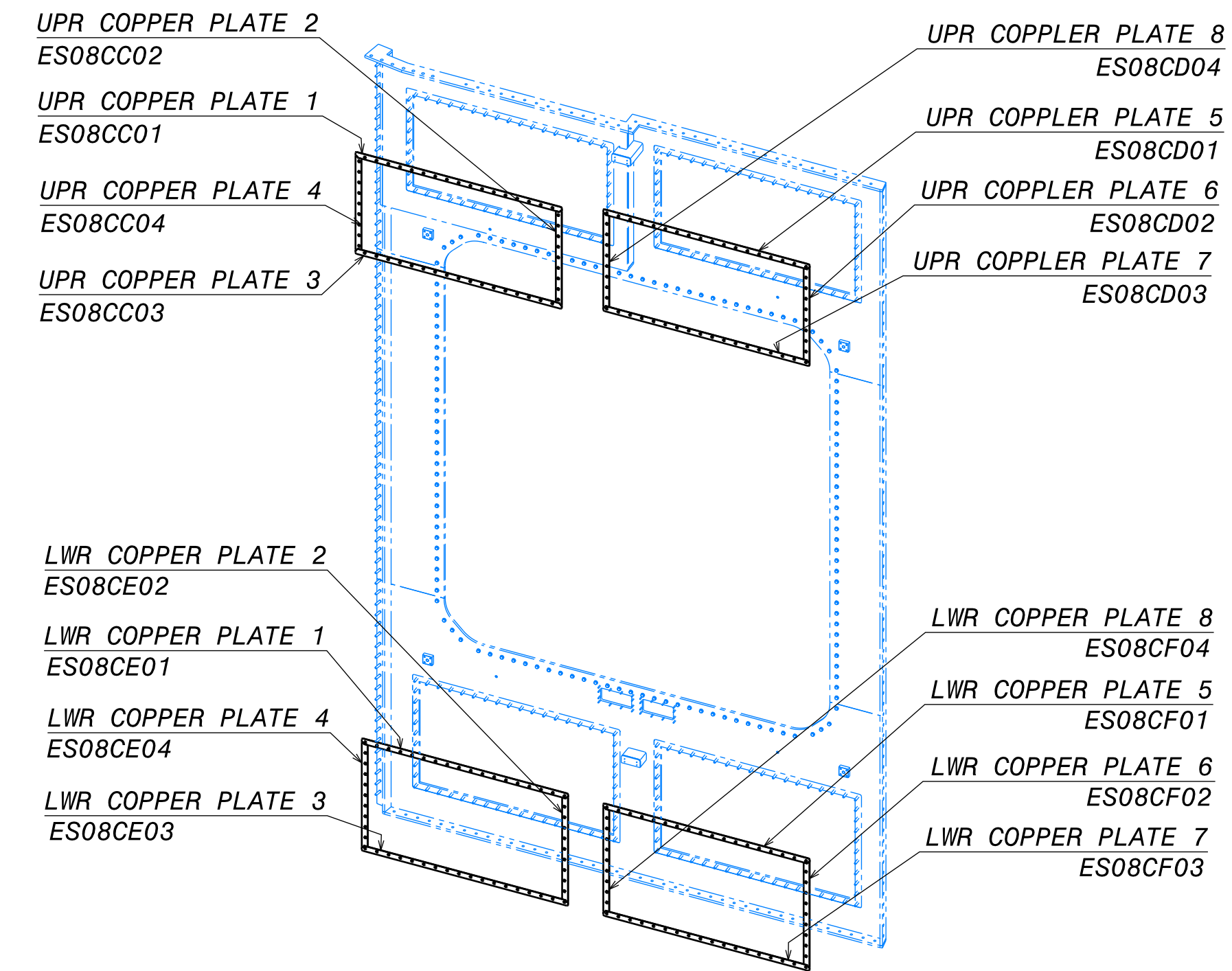
UPR COPPER PLATE 2 / 4 / 6 / 8



LWR COPPER PLATE 1 / 3 / 5 / 7



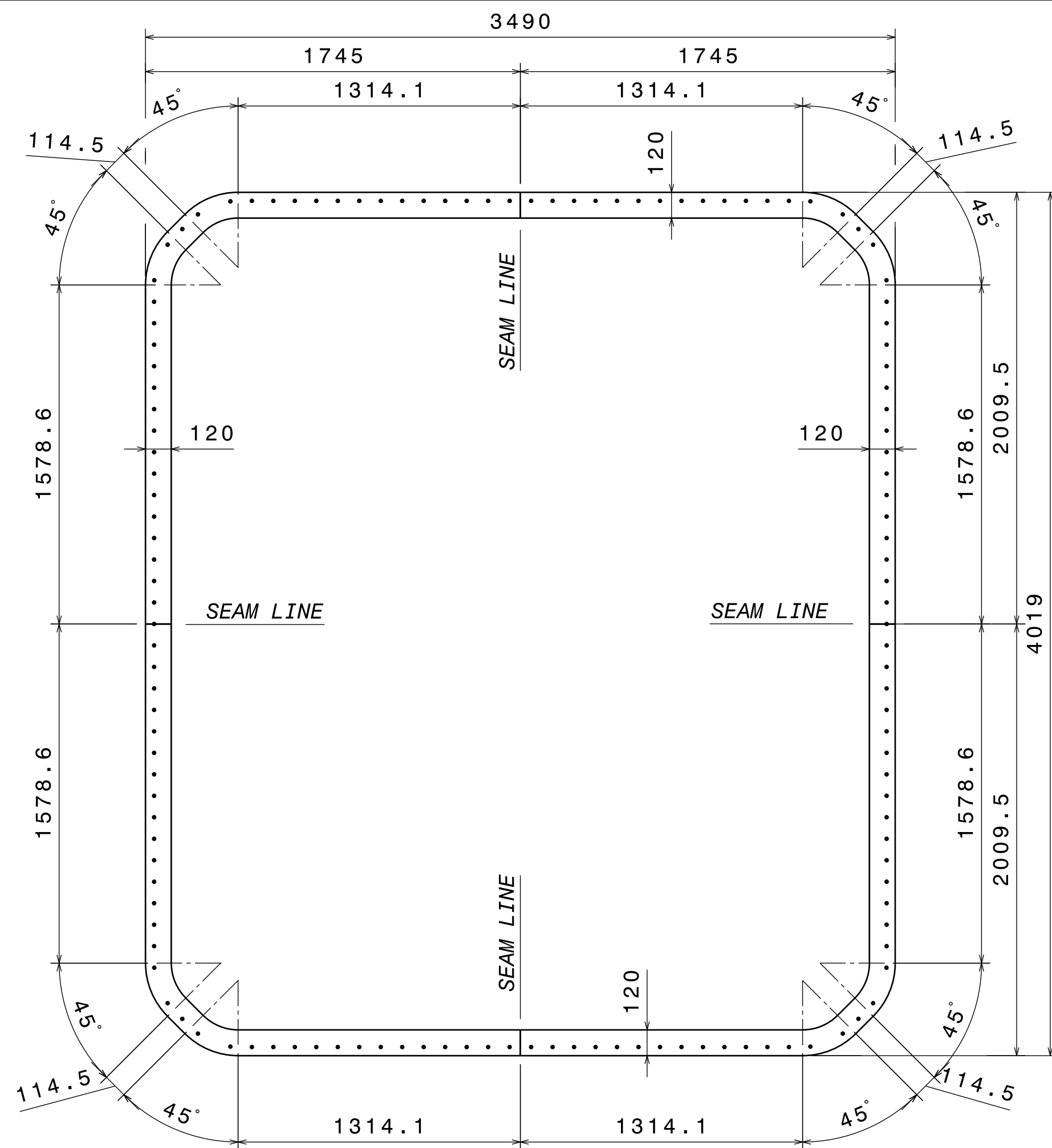
LWR COPPER PLATE 2 / 4 / 6 / 8



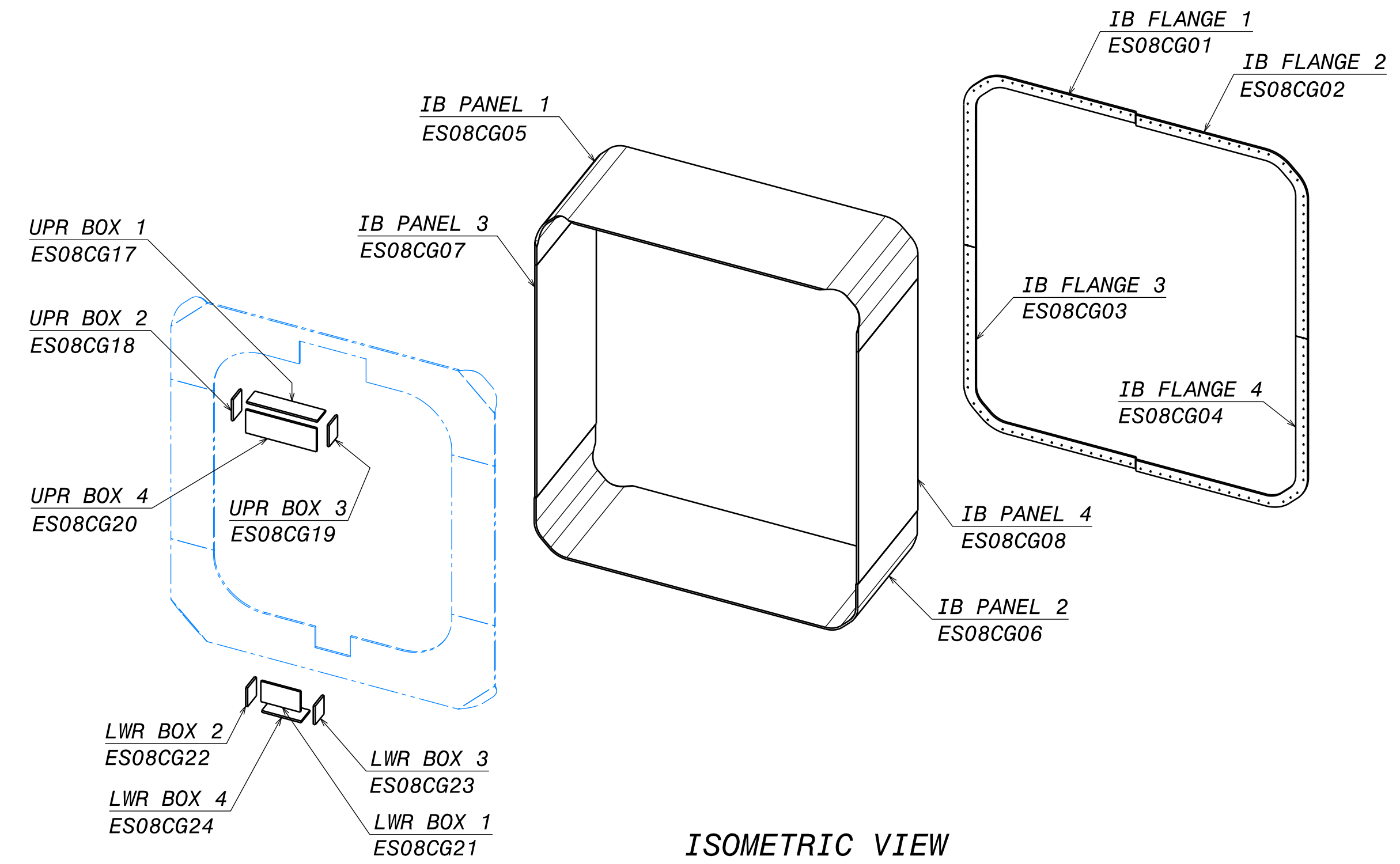
ISOMETRIC VIEW
Scale: 1:40

PART NO	NAME	MATERIAL	TYPE	DESCRIPTION	Q'TY	WEIGHT
ES08CF04	LWR COPPER PLATE 8	OFHC	PLATE	2x50x990	1	
ES08CF03	LWR COPPER PLATE 7	OFHC	PLATE	2x50x1760	1	
ES08CF02	LWR COPPER PLATE 6	OFHC	PLATE	2x50x990	1	
ES08CF01	LWR COPPER PLATE 5	OFHC	PLATE	2x50x1760	1	
ES08CE04	LWR COPPER PLATE 4	OFHC	PLATE	2x50x990	1	
ES08CE03	LWR COPPER PLATE 3	OFHC	PLATE	2x50x1760	1	
ES08CE02	LWR COPPER PLATE 2	OFHC	PLATE	2x50x990	1	
ES08CE01	LWR COPPER PLATE 1	OFHC	PLATE	2x50x1760	1	
ES08CD04	UPR COPPER PLATE 8	OFHC	PLATE	2x50x890	1	
ES08CD03	UPR COPPER PLATE 7	OFHC	PLATE	2x50x1760	1	
ES08CD02	UPR COPPER PLATE 6	OFHC	PLATE	2x50x890	1	
ES08CD01	UPR COPPER PLATE 5	OFHC	PLATE	2x50x1760	1	
ES08CC04	UPR COPPER PLATE 4	OFHC	PLATE	2x50x890	1	
ES08CC03	UPR COPPER PLATE 3	OFHC	PLATE	2x50x1760	1	
ES08CC02	UPR COPPER PLATE 2	OFHC	PLATE	2x50x890	1	
ES08CC01	UPR COPPER PLATE 1	OFHC	PLATE	2x50x1760	1	

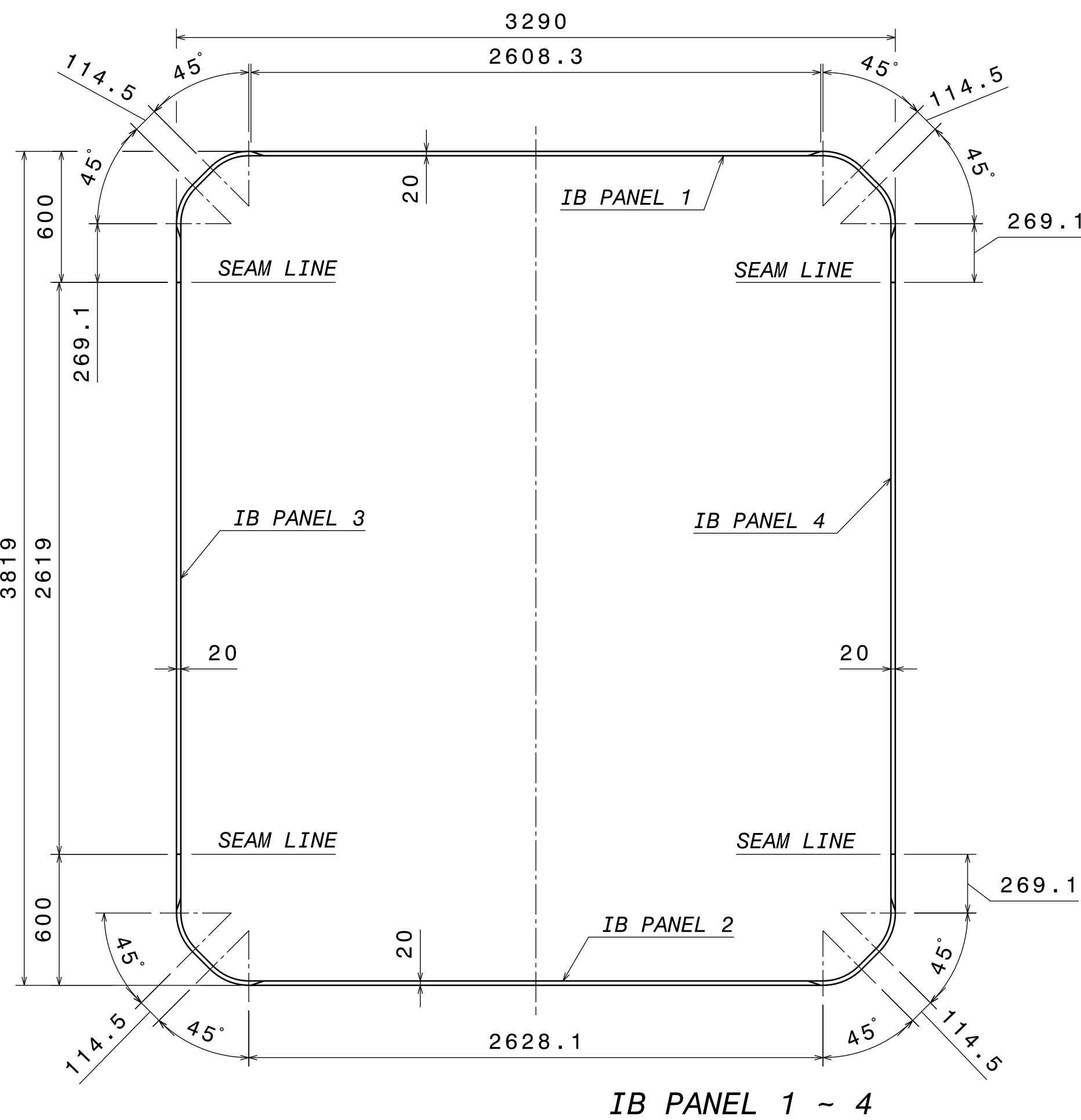
BILL OF MATERIAL						
APP	D. K. KANG	03.03.17	PROJECT	ITER THERMAL SHIELD MANUFACTURE		
CHK	K. W. NAM	20.02.17		SFA		
RD/DA			TITLE	EQUATORIAL CRYOSTAT THERMAL SHIELD		
CHK	K. O. KANG	20.02.17		ITER KOREA		
APP	Y. K. KANG	17.02.17		ECTS CYLINDER (VAR-F)		
CHK	K. S. LIM	06.12.16	DRAWING NUMBER	2702ES-M501-OCF-03-MO		
DRG	J. K. KIM	29.11.16		REVISION		
DRW DOC ID	T37QZ7	RELEASED BY	CORDIEJ			
LINKED REV5 PT ID	SNNVSK	APPROVED BY	WUS			
PBS TITLE	Thermal Shields		DOMBROI			
Thermal Shields	Equatorial TS		DRAWING TITLE			
Equatorial TS	Equatorial Cryostat TS		ECTS CYLINDER_F_DRW			
REV DATE	06 Mar 17	PT	MD	Maturity	PT	VERSION
SHEET FORMAT	A1	SCALE	1:6	PT STATUS	C	DRAWN BY
						PARKS6
THIRD ANGLE PROJECTION						





IB FLANGE 1 ~ 4



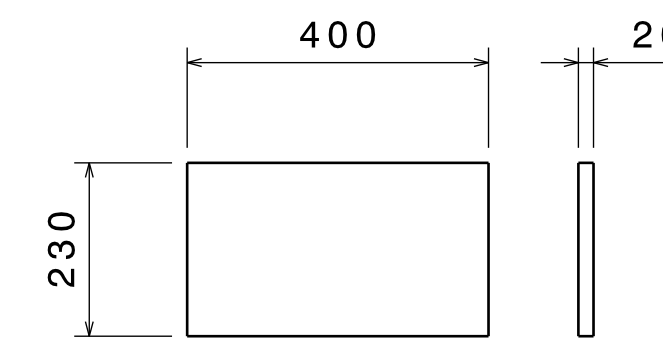
ISOMETRIC VIEW
Scale: 1:40



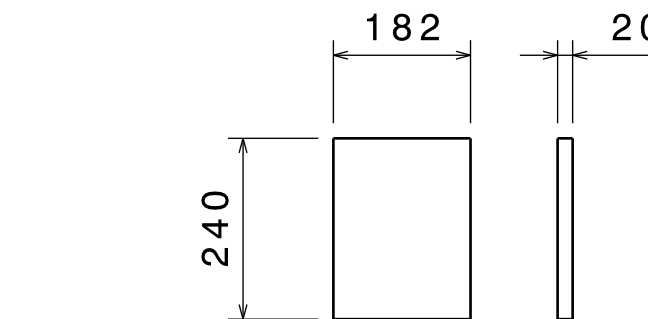
IB PANEL 1 ~ 4



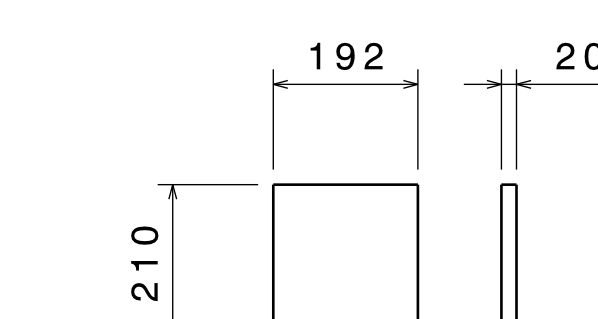
UPR BOX 1
Scale: 1:10



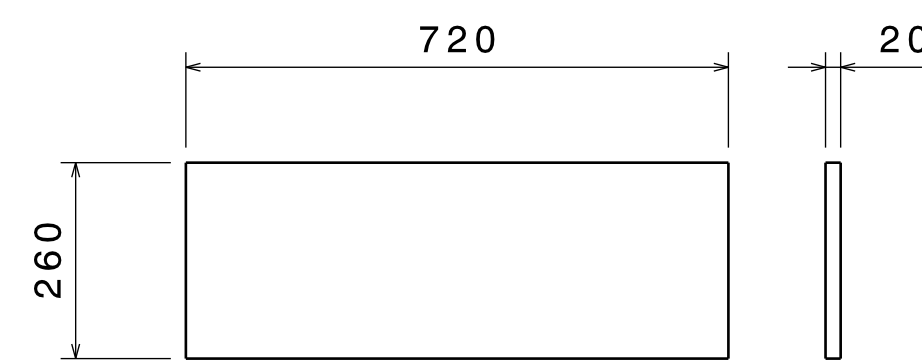
LWR BOX 1
Scale: 1:10



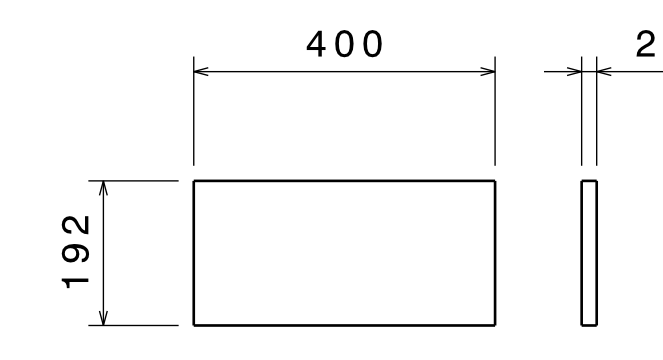
UPR BOX 2 / 3
Scale: 1:10



LWR BOX 2 / 3
Scale: 1:10



UPR BOX 4
Scale: 1:10

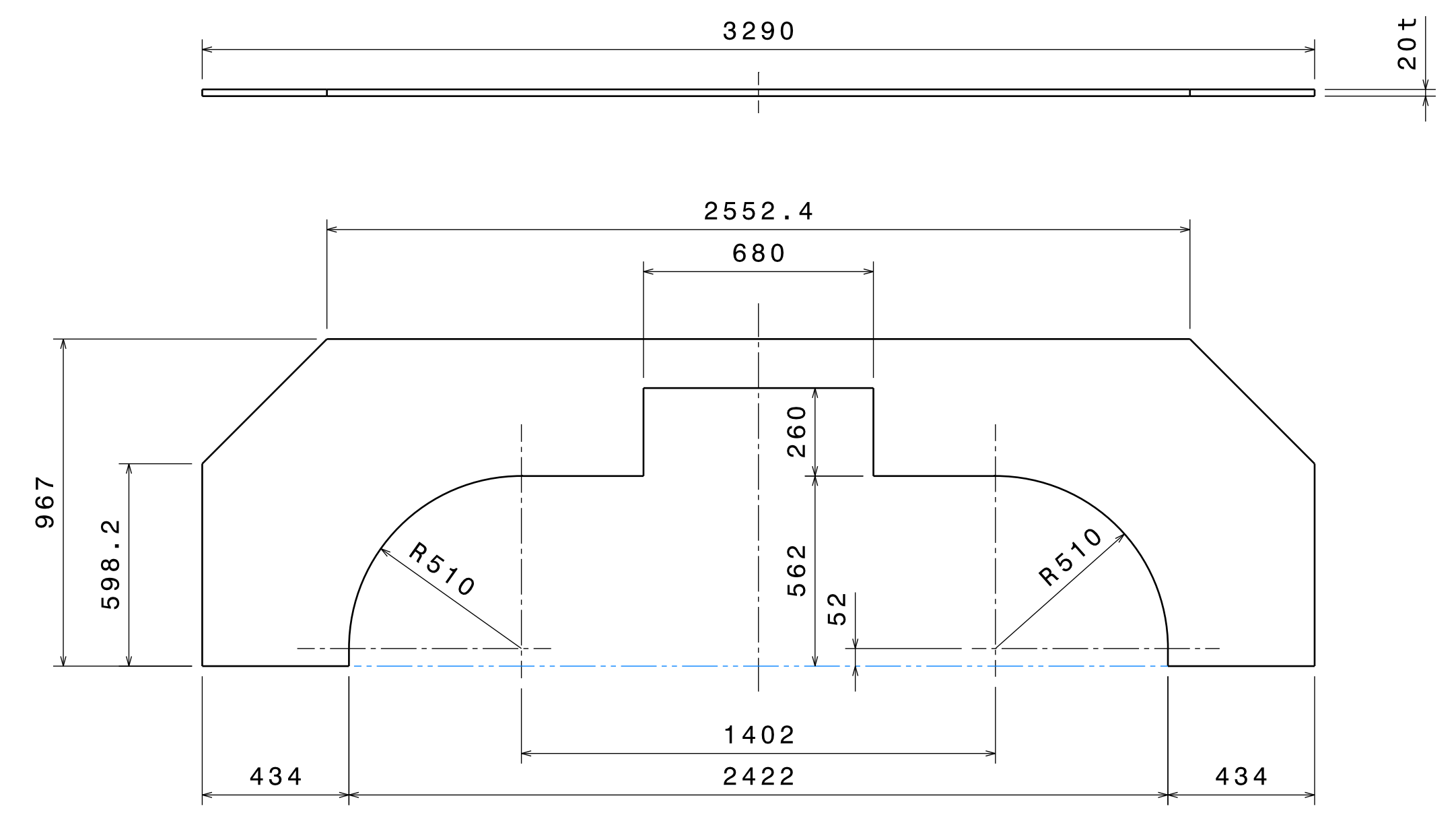


LWR BOX 4
Scale: 1:10

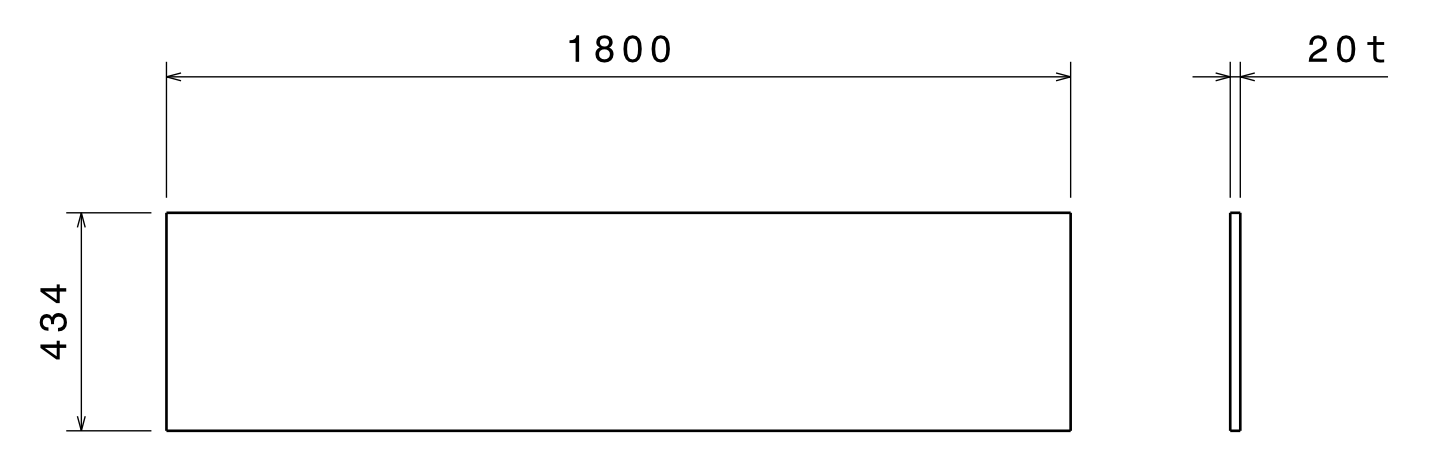
PART NO	NAME	MATERIAL	TYPE	DESCRIPTION	Q'TY	WEIGHT
ES08CG24	LWR BOX 4	SS304LN	PLATE	20x192x400	1	
ES08CG23	LWR BOX 3	SS304LN	PLATE	20x210x192	1	
ES08CG22	LWR BOX 2	SS304LN	PLATE	20x210x192	1	
ES08CG21	LWR BOX 1	SS304LN	PLATE	20x230x400	1	
ES08CG20	UPR BOX 4	SS304LN	PLATE	20x260x720	1	
ES08CG19	UPR BOX 3	SS304LN	PLATE	20x240x182	1	
ES08CG18	UPR BOX 2	SS304LN	PLATE	20x240x182	1	
ES08CG17	UPR BOX 1	SS304LN	PLATE	20x182x720	1	
ES08CG08	IB PANEL 4	SS304LN	PLATE	1290.3x2619x20	1	
ES08CG07	IB PANEL 3	SS304LN	PLATE	1290.3x2619x20	1	
ES08CG06	IB PANEL 2	SS304LN	PLATE	1290.3x3290x600	1	
ES08CG05	IB PANEL 1	SS304LN	PLATE	1290.3x3290x600	1	
ES08CG04	IB FLANGE 4	SS304LN	PLATE	20x1745x1967	1	
ES08CG03	IB FLANGE 3	SS304LN	PLATE	20x1745x1967	1	
ES08CG02	IB FLANGE 2	SS304LN	PLATE	20x1745x1967	1	
ES08CG01	IB FLANGE 1	SS304LN	PLATE	20x1745x1967	1	

BILL OF MATERIAL						
APP	D.K. KANG	03.03.17	PROJECT	ITER THERMAL SHIELD MANUFACTURE		
CHK	K.W. NAM	20.02.17	APPROVED BY	SFA		
RO/DA			TITLE	EQUATORIAL CRYOSTAT THERMAL SHIELD		
CHK	K.O. KANG	20.02.17	ECTS CYLINDER (VAR-F)	iter KOREA		
APP	Y.K. KANG	17.02.17	DETAILED PARTS - 4/7	iter		
CHK	K.S. LIM	06.12.16	DRAWING NUMBER	2702ES-M501-OCF-04-M0		
DRG	J.K. KIM	29.11.16	REVISION	-		
DRW DOC ID	T37QZ7	RELEASED BY	ITER Organization			
LINKED RVS PT ID	SNNVSK	APPROVED BY	CORDIEJ			
PBS TITLE	Thermal Shields Equatorial TS	WUS	iter			
CHECKED BY	DOMBROI	CONTROLLED BY	HERN			
REV DATE	06 Mar 17	PT STATUS	C			
SHEET FORMAT	A1	SCALE	1:20			
THIRD ANGLE PROJECTION		SHEET	12			
		PBS 3 LEVELS	19			
		DRAWING NUMBER	27.02.ES			
		REVISION DR STATUS	014128			

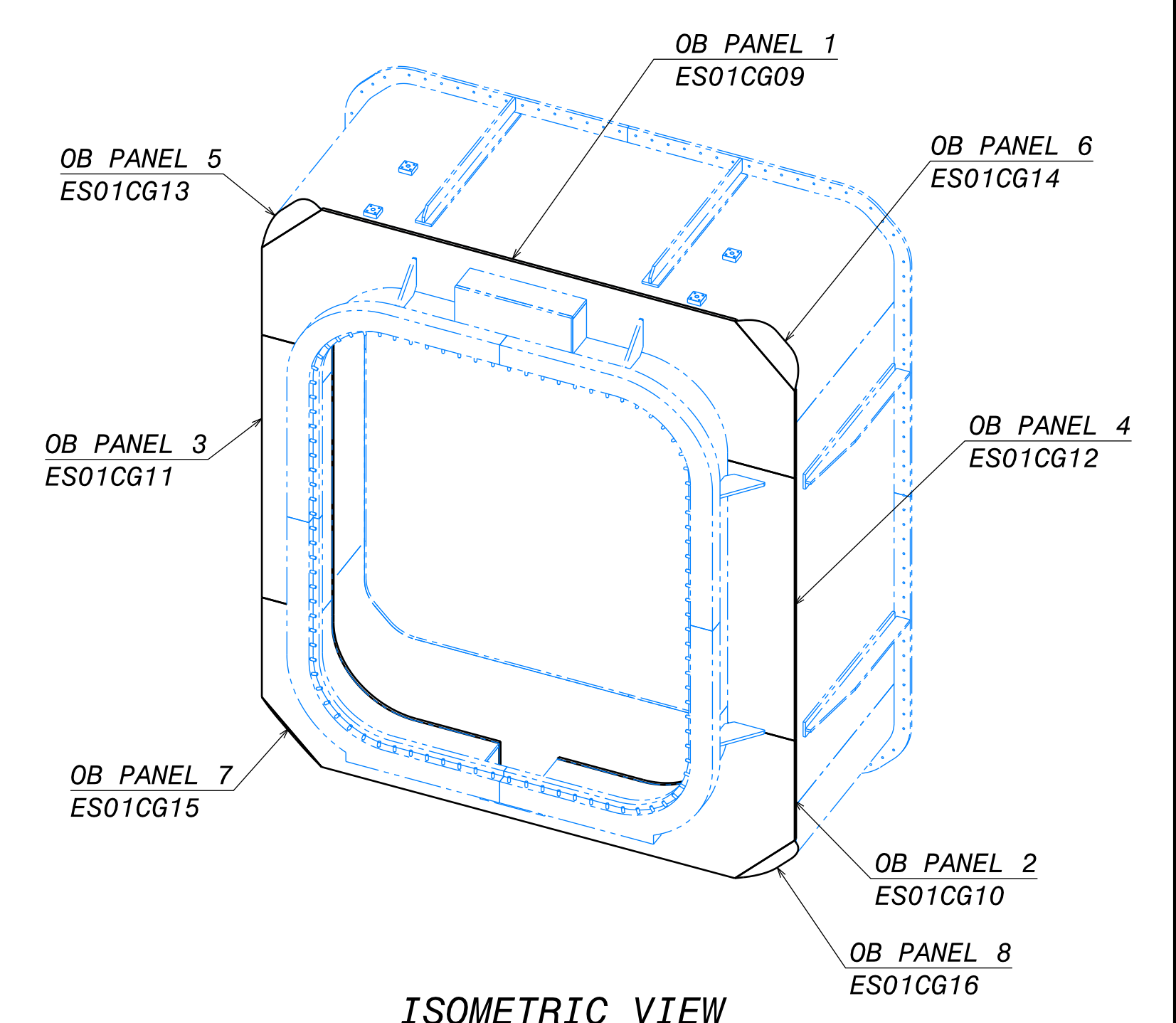
			C			



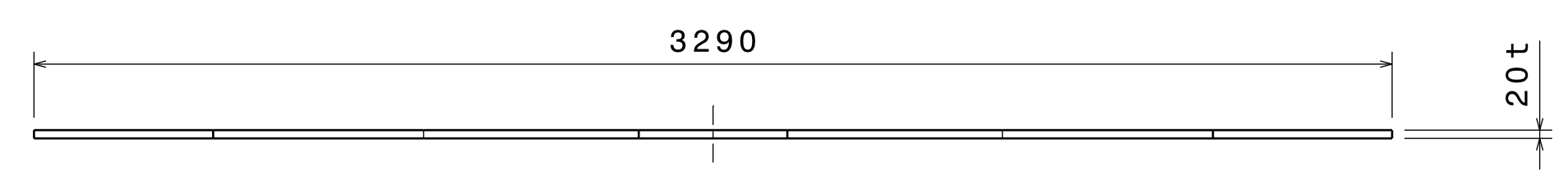
OB PANEL 1



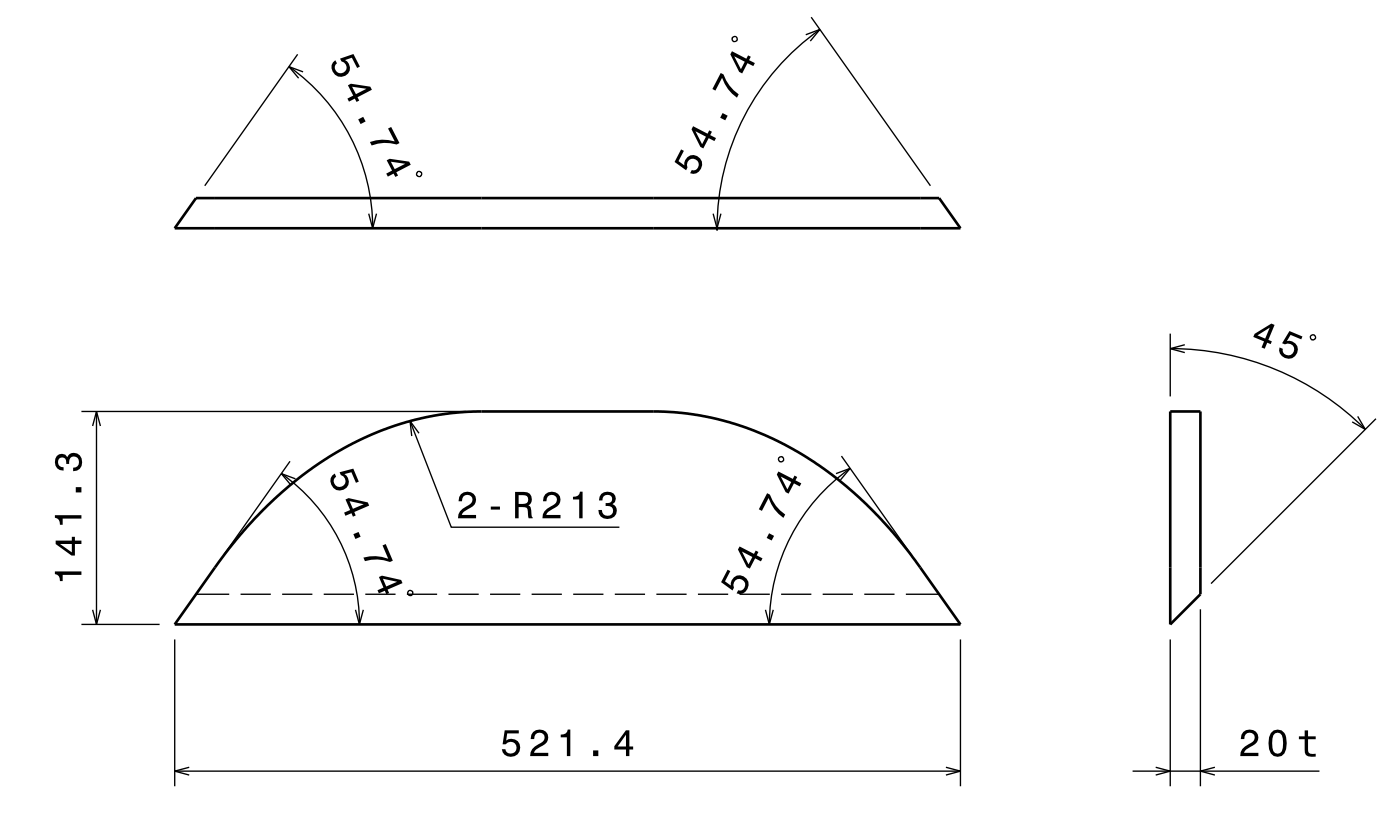
OB PANEL 3 / 4



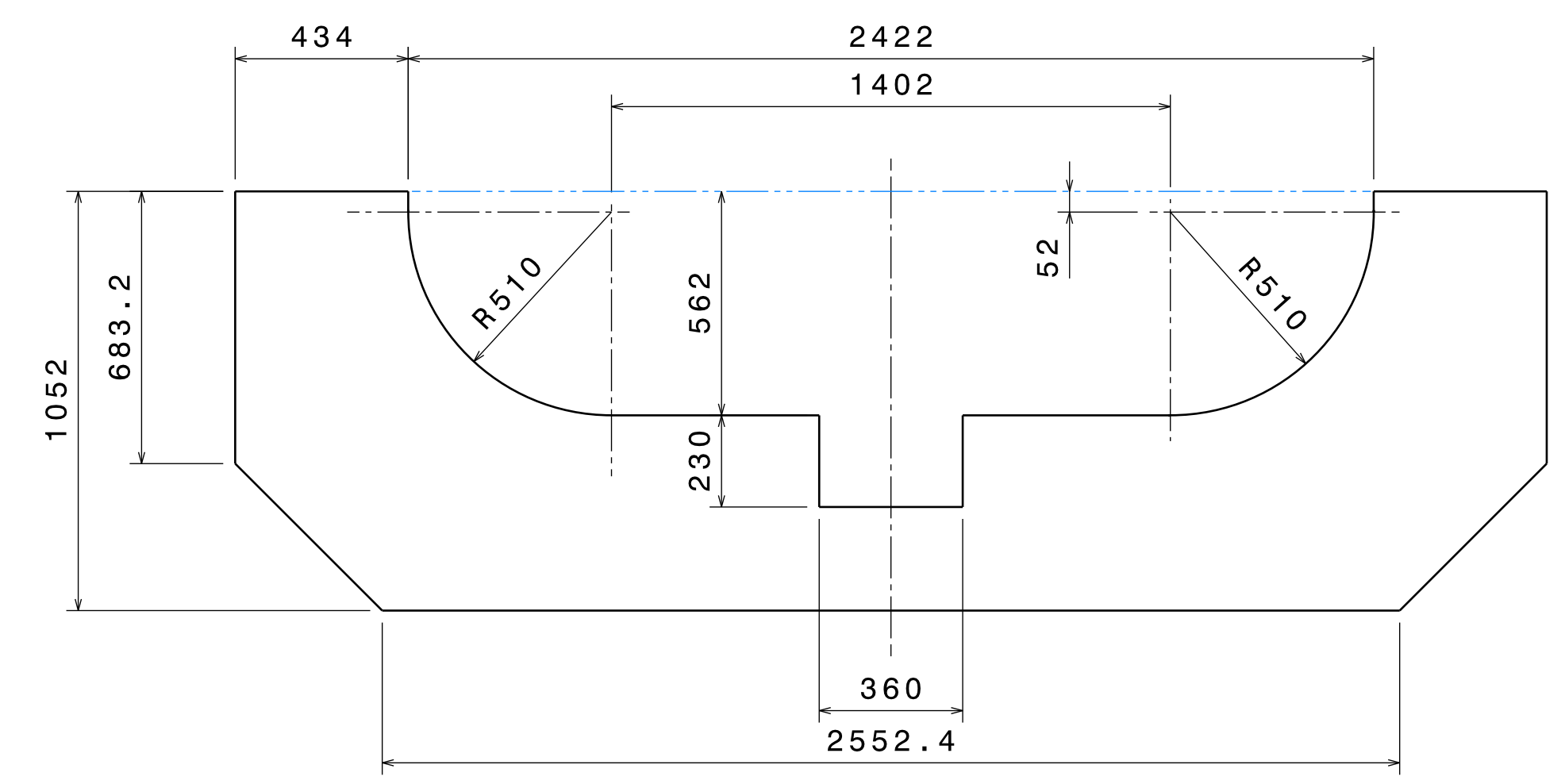
ISOMETRIC VIEW
Scale: 1:30



OB PANEL 2

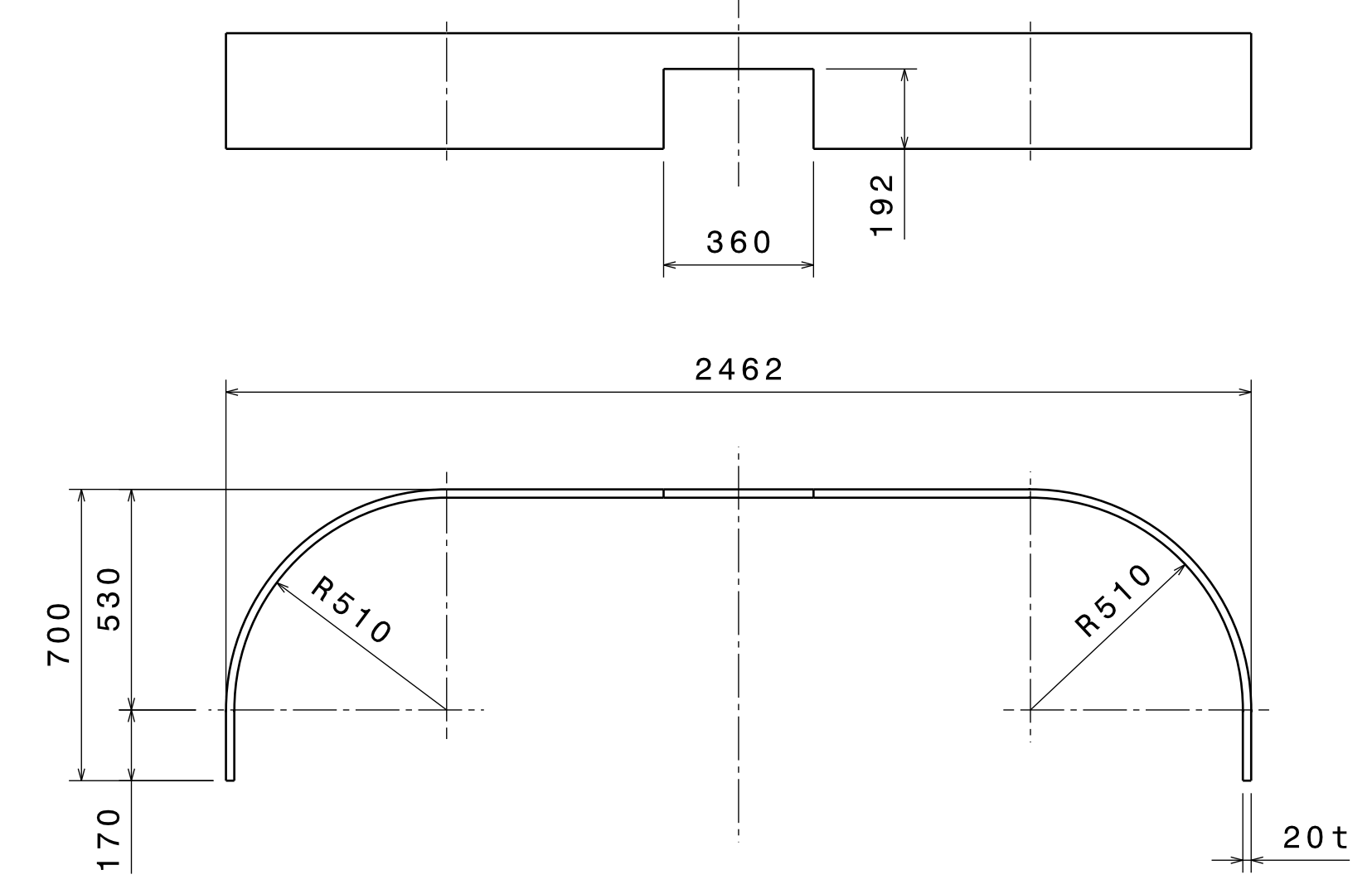


OB PANEL 5 / 6 / 7 / 8
Scale: 1:5

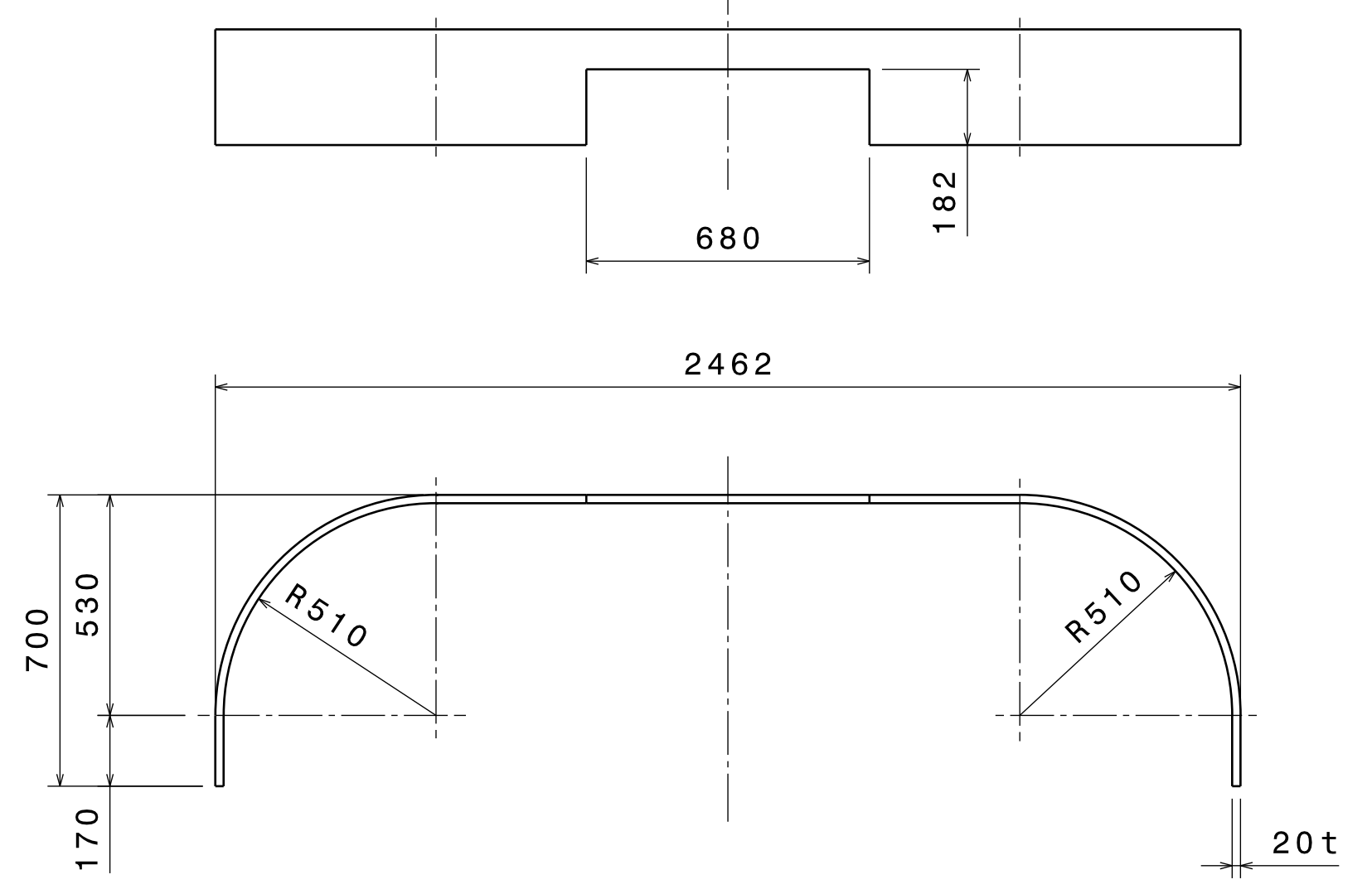


PART NO	NAME	MATERIAL	TYPE	DESCRIPTION	Q'TY	WEIGHT
ES08CG16	OB PANEL 8	SS304LN	PLATE	20x141.3x521.4	1	
ES08CG15	OB PANEL 7	SS304LN	PLATE	20x141.3x521.4	1	
ES08CG14	OB PANEL 6	SS304LN	PLATE	20x141.3x521.4	1	
ES08CG13	OB PANEL 5	SS304LN	PLATE	20x141.3x521.4	1	
ES08CG12	OB PANEL 4	SS304LN	PLATE	212x434x1800	1	
ES08CG11	OB PANEL 3	SS304LN	PLATE	212x434x1800	1	
ES08CG10	OB PANEL 2	SS304LN	PLATE	212x1052x3290	1	
ES08CG09	OB PANEL 1	SS304LN	PLATE	212x967x3290	1	

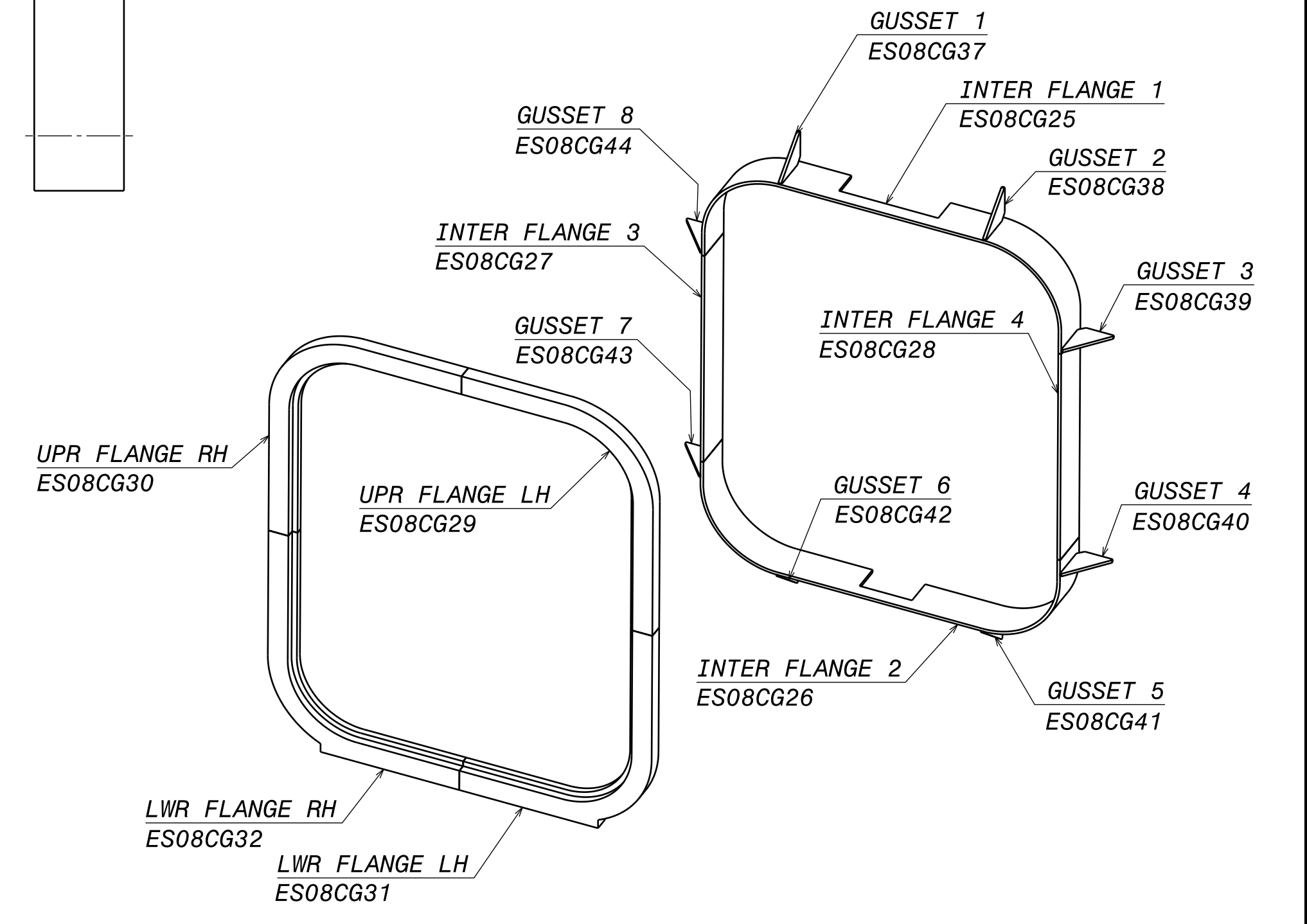
BILL OF MATERIAL						
APP	DATE	PROJECT				
D.K. KANG	03.03.17	ITER THERMAL SHIELD MANUFACTURE				
K.W. NAM	20.02.17	EQUATORIAL CRYOSTAT THERMAL SHIELD				
K.O. KANG	20.02.17	ECTS CYLINDER (VAR-F)				
Y.K. KANG	17.02.17	DETAILED PARTS - 5/7				
K.S. LIM	06.12.16	DRAWING NUMBER	2702ES-M501-OCF-05-M0	REVISION		
J.K. KIM	29.11.16	DWG		-		
DRW DOC ID: T37QZ7		RELEASED BY: CORDIEJ	ITER Organization			
LINKED REV PT ID: SNNVSK		APPROVED BY: WUS				
PDS TITLE: Thermal Shields Equatorial TS		CHECKED BY: DOMBROI				
REV DATE: 06 Mar 17		CONTROLLED BY: HERM	DRAWING TITLE: ECTS CYLINDER_F_DRW			
SHEET FORMAT: A1		SCALE: 1:15	PT STATUS: C	DRAWN BY: PARKS6		REVISION DR STATUS: --- C
THIRD ANGLE PROJECTION		SHEET 13		PDS 19		DATE: 27.02.ES
		DRAWING NUMBER: 014128				



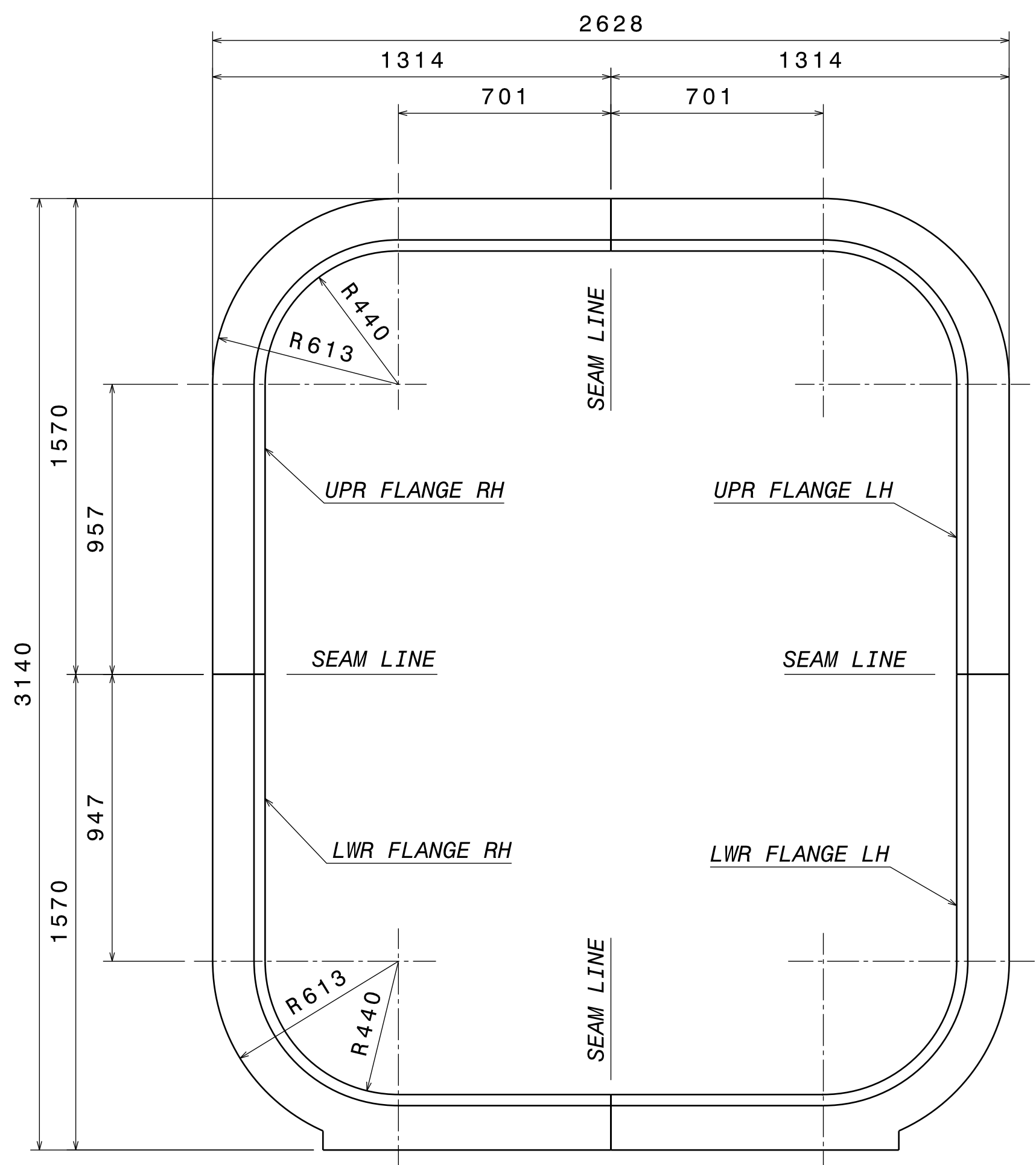
INTER PANEL 1



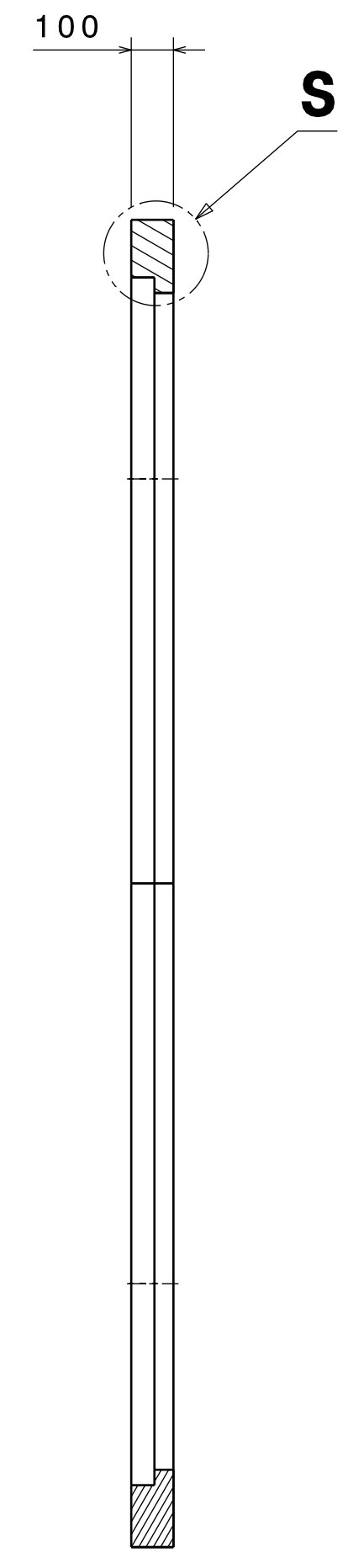
INTER PANEL 2



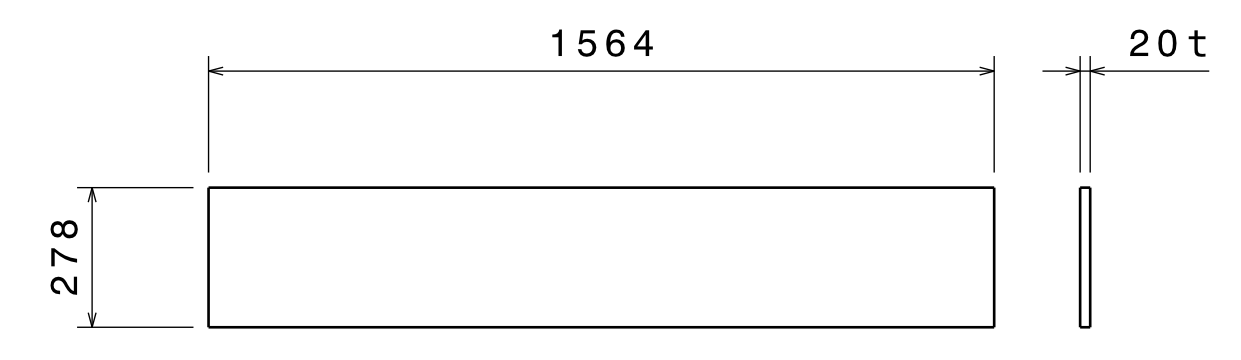
ISOMETRIC VIEW
Scale: 1:30



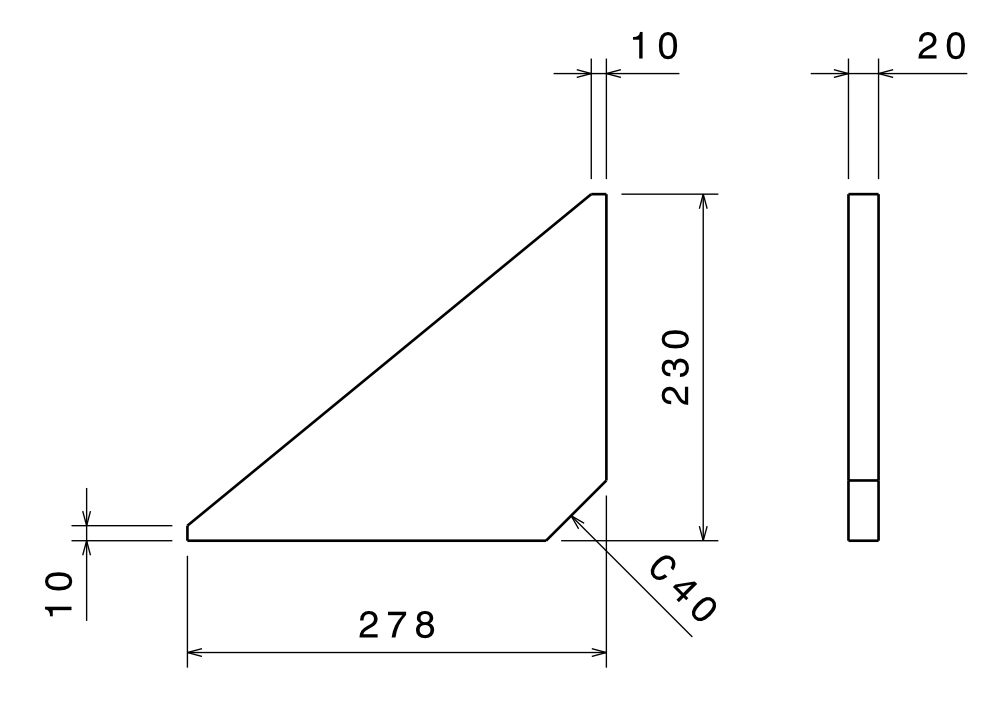
UPR / LWR FLANGE LH / RH



DETAIL S
Scale: 1:5



INTER PANEL 3 / 4




GUSSET 1 ~ 8
Scale: 1:5

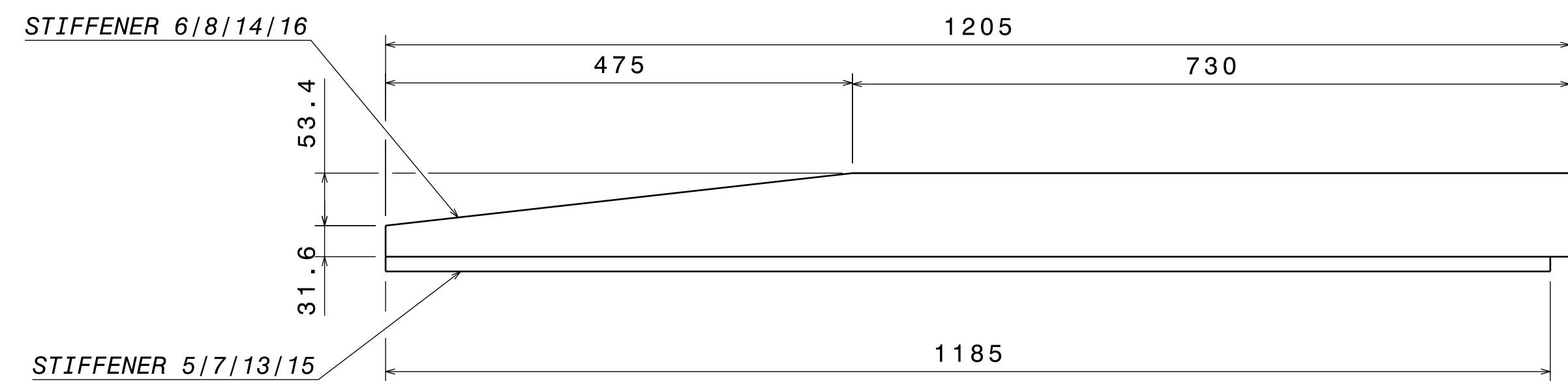
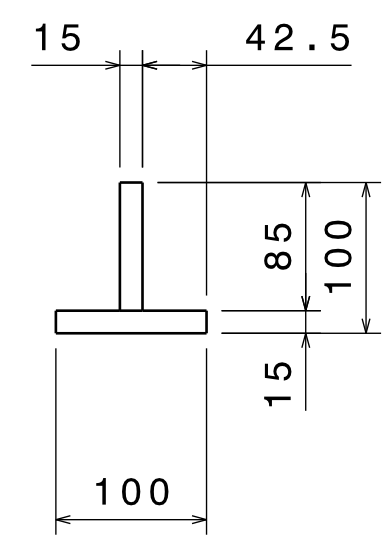
PART NO	NAME	MATERIAL	TYPE	DESCRIPTION	Q'TY	WEIGHT
ES08CG44	GUSSET 8	SS304LN	PLATE	20x230x278	1	
ES08CG43	GUSSET 7	SS304LN	PLATE	20x230x278	1	
ES08CG42	GUSSET 6	SS304LN	PLATE	20x230x278	1	
ES08CG41	GUSSET 5	SS304LN	PLATE	20x230x278	1	
ES08CG40	GUSSET 4	SS304LN	PLATE	20x230x278	1	
ES08CG39	GUSSET 3	SS304LN	PLATE	20x230x278	1	
ES08CG38	GUSSET 2	SS304LN	PLATE	20x230x278	1	
ES08CG37	GUSSET 1	SS304LN	PLATE	20x230x278	1	
ES08CG32	LWR FLANGE RH	SS304LN	PLATE	100x1314x1570	1	
ES08CG31	LWR FLANGE LH	SS304LN	PLATE	100x1314x1570	1	
ES08CG30	UPR FLANGE RH	SS304LN	PLATE	100x1314x1570	1	
ES08CG29	UPR FLANGE LH	SS304LN	PLATE	100x1314x1570	1	
ES08CG28	INTER PANEL 4	SS304LN	PLATE	20x278x1564	1	
ES08CG27	INTER PANEL 3	SS304LN	PLATE	20x278x1564	1	
ES08CG26	INTER PANEL 2	SS304LN	PLATE	278x700x2462	1	
ES08CG25	INTER PANEL 1	SS304LN	PLATE	278x700x2462	1	

BILL OF MATERIAL			
APP: D.K. KANG	03.03.17	PROJECT	ITER THERMAL SHIELD MANUFACTURE
CHK: K.W. NAM	20.02.17	TITLE	EQUATORIAL CRYOSTAT THERMAL SHIELD
APP: K.O. KANG	20.02.17	DRAWING NUMBER	2702ES-M501-OCF-06-M0
CHK: Y.K. KANG	17.02.17	REVISION	-
APP: K.S. LIM	06.12.16	ITER Organization	
CHK: J.K. KIM	29.11.16	CORDIEJ	
DRW DOC ID: T37QZ7		SNNVSK	
LINKED REV PT ID		WUS	
PDS TITLE: Thermal Shields Equatorial TS		DOMBROI	
EQUATORIAL CRYOSTAT TS		DRAWING TITLE: ECTS CYLINDER F DRW	
EQUATORIAL CRYOSTAT TS		DRAWN BY: PARKS6	
EQUATORIAL CRYOSTAT TS		DRAWING NUMBER: 014128	
EQUATORIAL CRYOSTAT TS		REVISION DR STATUS: --- C	
REV DATE: 06 Mar 17	MD	SCALE: 1:15	PT STATUS: C
SHEET FORMAT: A1	SCALE: 1:15	PT STATUS: C	SHEET: 14
THIRD ANGLE PROJECTION		SHEET: 19	
THIRD ANGLE PROJECTION		SHEET: 27	
THIRD ANGLE PROJECTION		SHEET: 02	
THIRD ANGLE PROJECTION		SHEET: ES	
THIRD ANGLE PROJECTION		SHEET: 014128	
THIRD ANGLE PROJECTION		SHEET: ---	
THIRD ANGLE PROJECTION		SHEET: C	

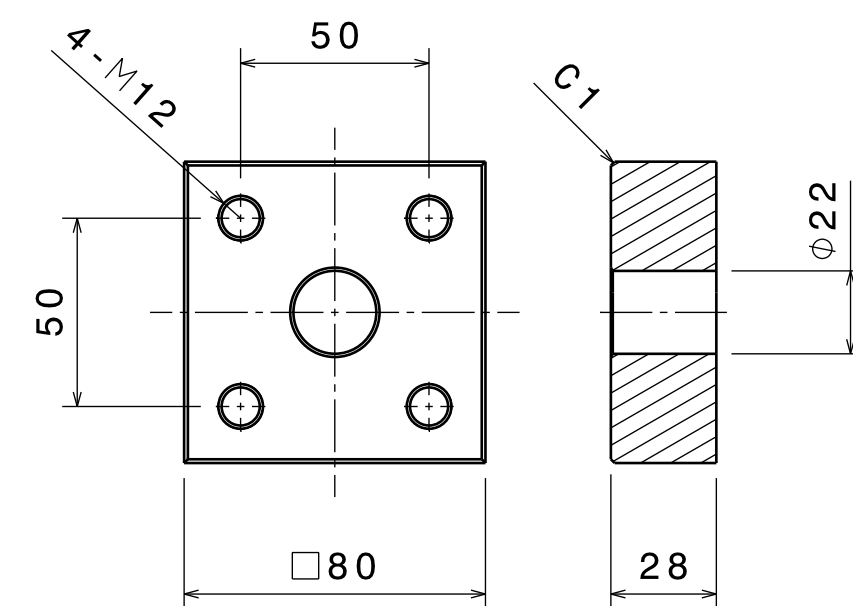
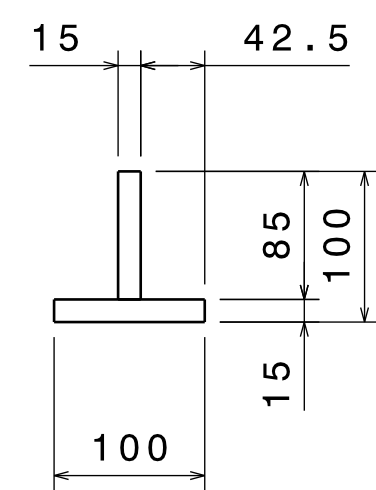
APPROVED BY: KANG D. DATE: 08 JUN 2020. INT. USAGE APP. :
 Space reservation for the banner



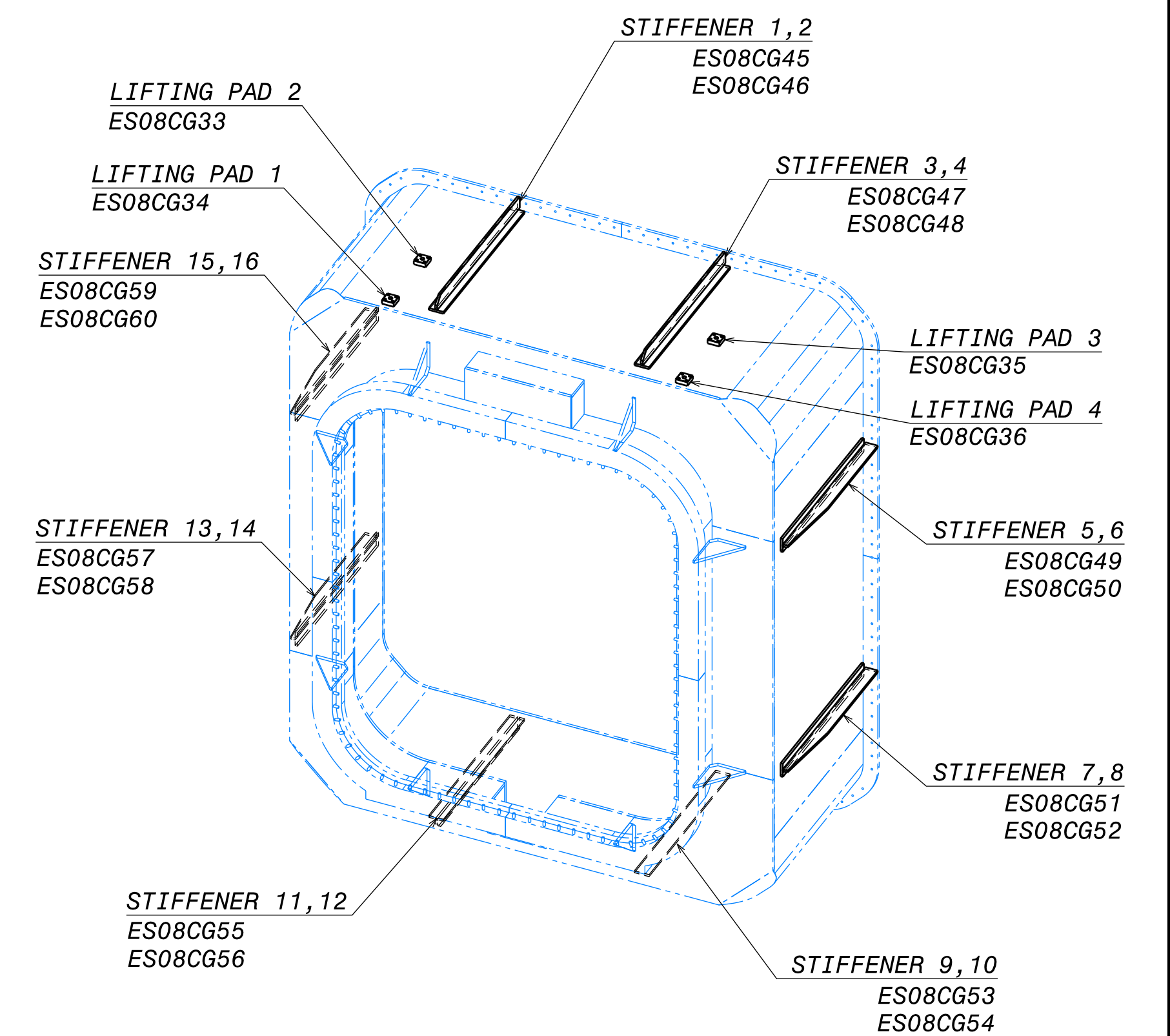
STIFFENER 1-4 / 9 ~ 12



STIFFENER 5-8 / 13 ~16



LIFTING PAD 1 ~ 4
Scale: 1:2

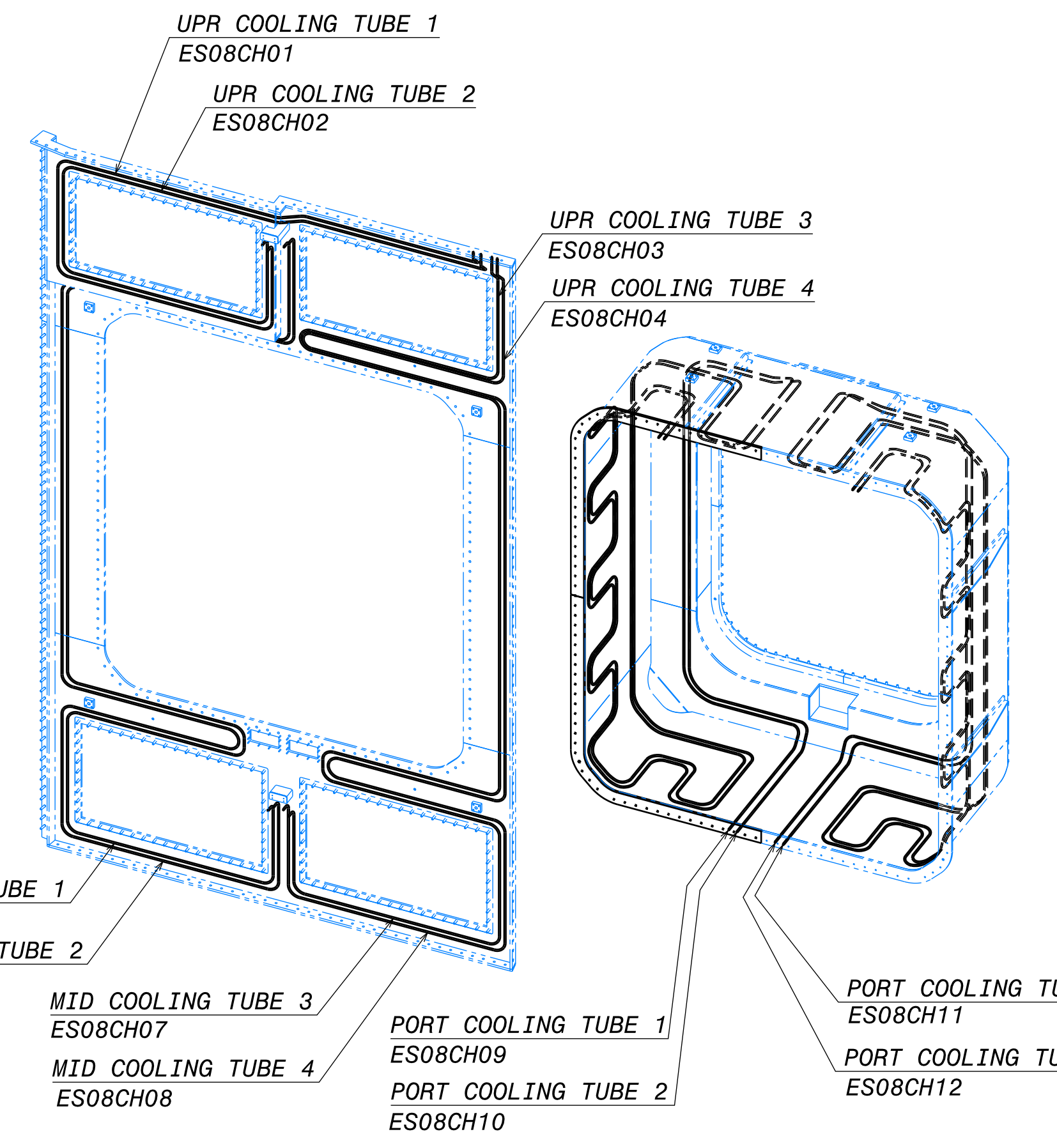
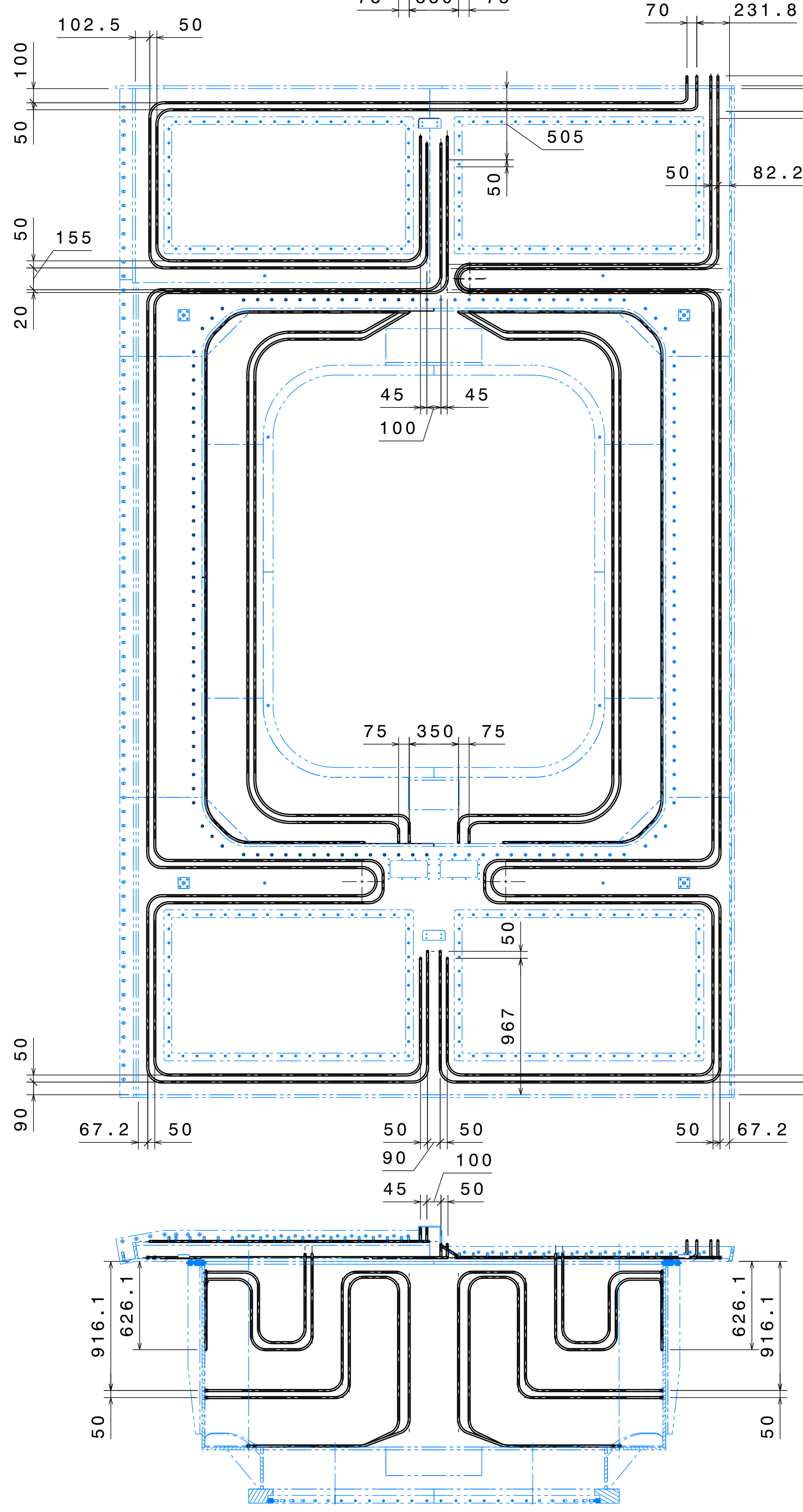
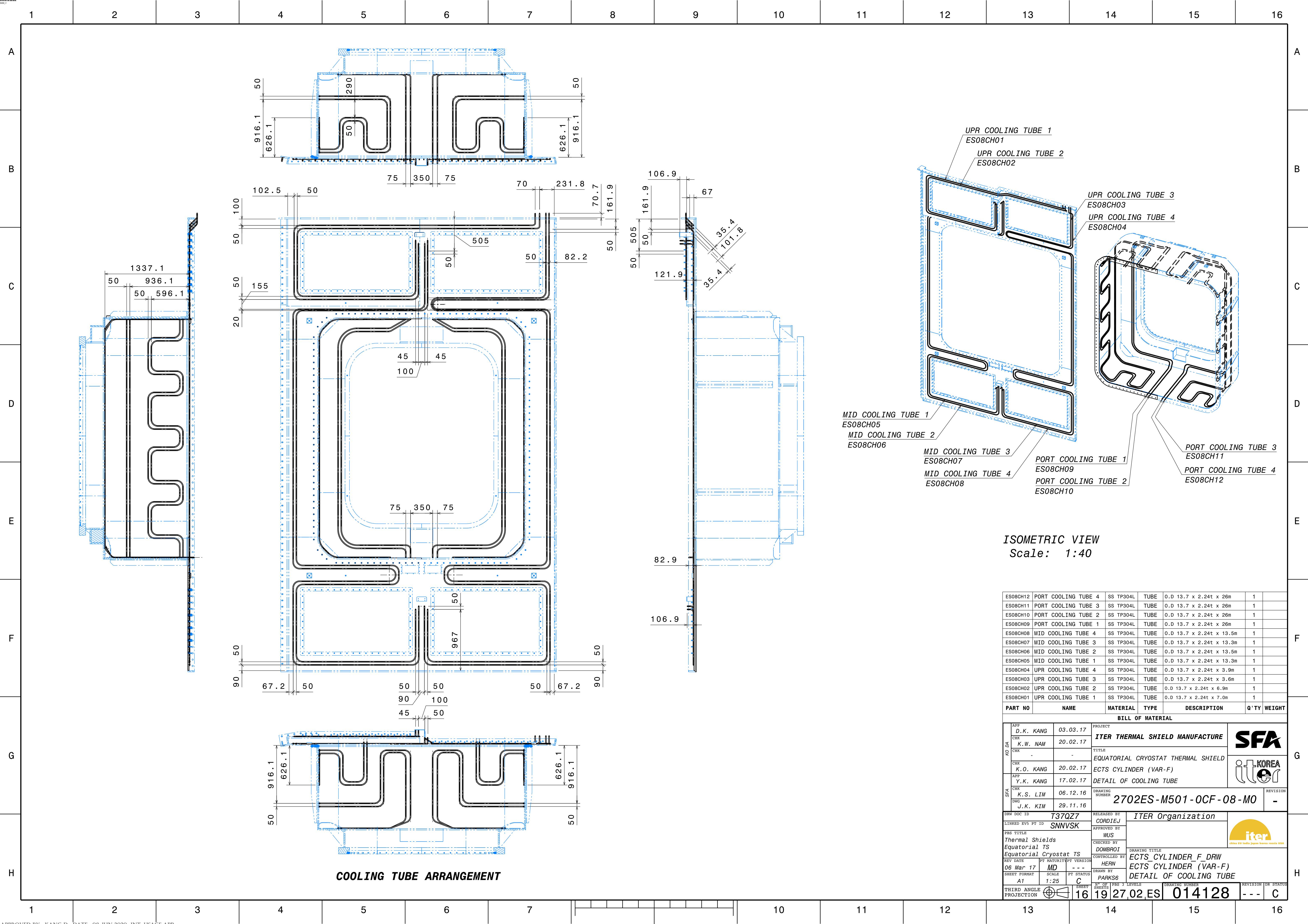


ISOMETRIC VIEW
Scale: 1:30

PART NO	NAME	MATERIAL	TYPE	DESCRIPTION	Q'TY	WEIGHT
ES08CG60	STIFFENER 16	SS304LN	PLATE	15x85x1205	1	
ES08CG59	STIFFENER 15	SS304LN	PLATE	100x15x1185	1	
ES08CG58	STIFFENER 14	SS304LN	PLATE	15x85x1205	1	
ES08CG57	STIFFENER 13	SS304LN	PLATE	100x15x1185	1	
ES08CG56	STIFFENER 12	SS304LN	PLATE	15x85x1205	1	
ES08CG55	STIFFENER 11	SS304LN	PLATE	100x15x1185	1	
ES08CG54	STIFFENER 10	SS304LN	PLATE	15x85x1205	1	
ES08CG53	STIFFENER 9	SS304LN	PLATE	100x15x1185	1	
ES08CG52	STIFFENER 8	SS304LN	PLATE	15x85x1205	1	
ES08CG51	STIFFENER 7	SS304LN	PLATE	100x15x1185	1	
ES08CG50	STIFFENER 6	SS304LN	PLATE	15x85x1205	1	
ES08CG49	STIFFENER 5	SS304LN	PLATE	100x15x1185	1	
ES08CG48	STIFFENER 4	SS304LN	PLATE	15x85x1205	1	
ES08CG47	STIFFENER 3	SS304LN	PLATE	100x15x1185	1	
ES08CG46	STIFFENER 2	SS304LN	PLATE	15x85x1205	1	
ES08CG45	STIFFENER 1	SS304LN	PLATE	100x15x1185	1	
ES08CG36	LIFTING PAD 4	SS304LN	PLATE	28x80x80	1	
ES08CG35	LIFTING PAD 3	SS304LN	PLATE	28x80x80	1	
ES08CG34	LIFTING PAD 2	SS304LN	PLATE	28x80x80	1	
ES08CG33	LIFTING PAD 1	SS304LN	PLATE	28x80x80	1	

BILL OF MATERIAL						
APP	D. K. KANG	03.03.17	PROJECT	ITER THERMAL SHIELD MANUFACTURE		
CHK	K. W. NAM	20.02.17	SFA			
DRG			TITLE	EQUATORIAL CRYOSTAT THERMAL SHIELD		
APP	K. O. KANG	20.02.17	ITER KOREA			
CHK	Y. K. KANG	17.02.17	ECTS CYLINDER (VAR-F)			
APP	K. S. LIM	06.12.16	DETAILED PARTS - 7/7			
CHK	J. K. KIM	29.11.16	DRAWING NUMBER	2702ES-M501-OCF-07-MO		
DRW			REVISION	-		
DRW DOC ID	T37QZ7		RELEASED BY	ITER Organization		
LINKED REV5 PT ID	SNNVSK		APPROVED BY	CORDIEJ		
PBS TITLE	Thermal Shields		CHECKED BY	WUS		
Equatorial TS			CONTROLLED BY	DOMBROI		
Equatorial Cryostat TS			DRAWING TITLE	ECTS CYLINDER F DRW		
REV DATE	06 Mar 17	MD	SCALE	1:5		
SHEET FORMAT	A1	1:5	PT STATUS	C		
THIRD ANGLE PROJECTION	15		DATE	19 27 02 ES		014128
REVISION DR STATUS	---		C			

ID: 20200601 MATURIT: MD STATUS: DA APPROVED BY: HER N. DATE: 08 JUN 2020
 APPROVED BY: KANG D. DATE: 08 JUN 2020 INT. USAGE APP.: Spacreservation for the banner



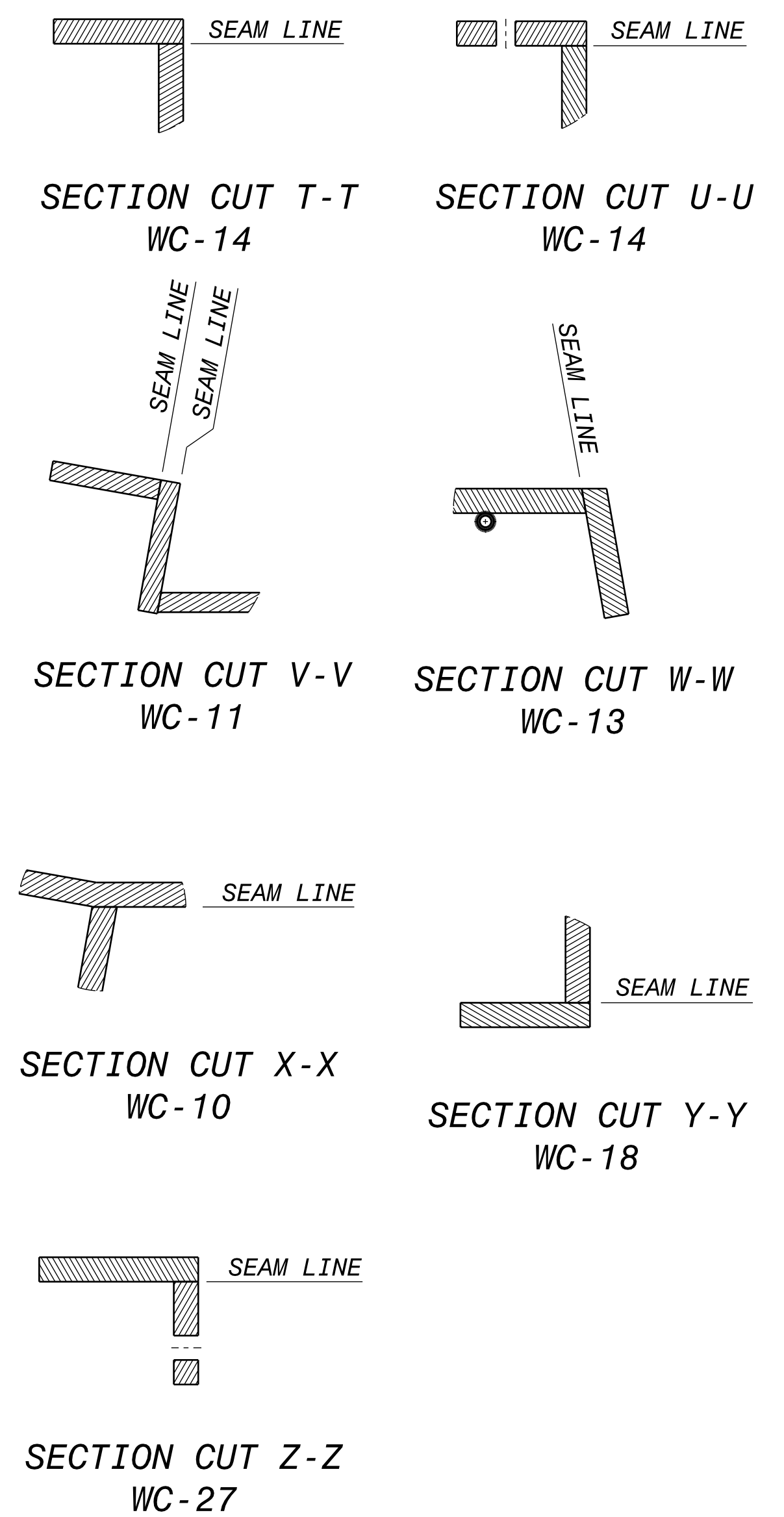
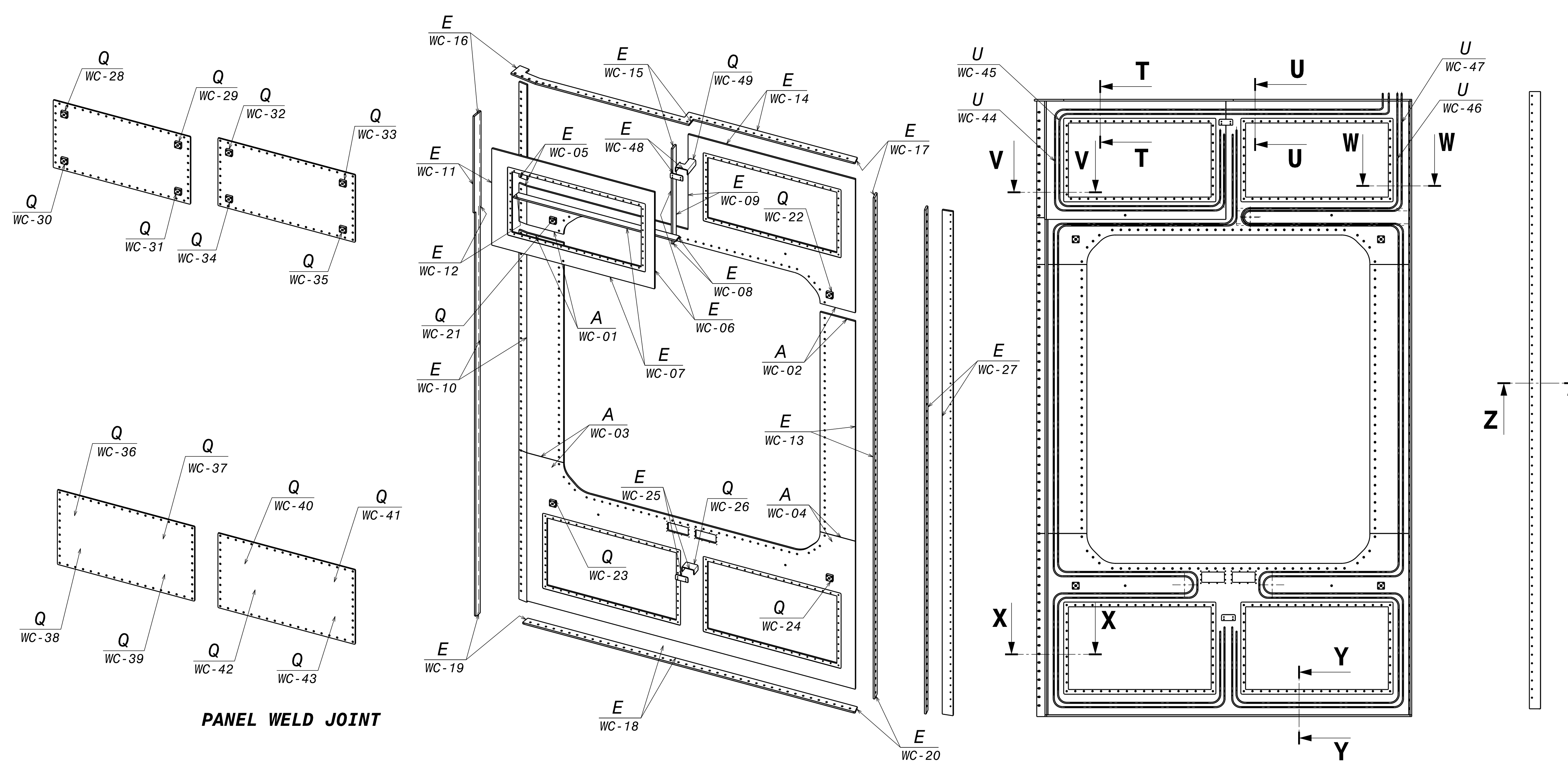
ISOMETRIC VIEW
Scale: 1:40

PART NO	NAME	MATERIAL	TYPE	DESCRIPTION	Q'TY	WEIGHT
ES08CH12	PORT COOLING TUBE 4	SS TP304L	TUBE	O.D 13.7 x 2.24t x 26m	1	
ES08CH11	PORT COOLING TUBE 3	SS TP304L	TUBE	O.D 13.7 x 2.24t x 26m	1	
ES08CH10	PORT COOLING TUBE 2	SS TP304L	TUBE	O.D 13.7 x 2.24t x 26m	1	
ES08CH09	PORT COOLING TUBE 1	SS TP304L	TUBE	O.D 13.7 x 2.24t x 26m	1	
ES08CH08	MID COOLING TUBE 4	SS TP304L	TUBE	O.D 13.7 x 2.24t x 13.5m	1	
ES08CH07	MID COOLING TUBE 3	SS TP304L	TUBE	O.D 13.7 x 2.24t x 13.3m	1	
ES08CH06	MID COOLING TUBE 2	SS TP304L	TUBE	O.D 13.7 x 2.24t x 13.5m	1	
ES08CH05	MID COOLING TUBE 1	SS TP304L	TUBE	O.D 13.7 x 2.24t x 13.3m	1	
ES08CH04	UPR COOLING TUBE 4	SS TP304L	TUBE	O.D 13.7 x 2.24t x 3.9m	1	
ES08CH03	UPR COOLING TUBE 3	SS TP304L	TUBE	O.D 13.7 x 2.24t x 3.6m	1	
ES08CH02	UPR COOLING TUBE 2	SS TP304L	TUBE	O.D 13.7 x 2.24t x 6.9m	1	
ES08CH01	UPR COOLING TUBE 1	SS TP304L	TUBE	O.D 13.7 x 2.24t x 7.0m	1	

BILL OF MATERIAL				
APP	DATE	PROJECT		
D.K. KANG	03.03.17	ITER THERMAL SHIELD MANUFACTURE		
K.W. NAM	20.02.17	ITER THERMAL SHIELD MANUFACTURE		
K.O. KANG	20.02.17	EQUATORIAL CRYOSTAT THERMAL SHIELD		
Y.K. KANG	17.02.17	ECTS CYLINDER (VAR-F)		
K.S. LIM	06.12.16	DETAIL OF COOLING TUBE		
J.K. KIM	29.11.16	DETAIL OF COOLING TUBE		
DRAWING NUMBER			REVISION	
2702ES-M501-OCF-08-MO			-	
ITER Organization				
DRW DOC ID	T37QZ7	RELEASED BY	CORDIEJ	
LINKED REV PT ID	SNNVSK	APPROVED BY	WUS	
PBS TITLE	Thermal Shields	CHECKED BY	DOMBROJ	
Thermal Shields		CONTROLLED BY	HERN	
Equatorial TS		DRAWN BY	PARKS6	
Equatorial Cryostat TS		DRAWING TITLE	ECTS CYLINDER_F_DRW	
REV DATE	06 Mar 17	SCALE	1:25	
MD		PT STATUS	C	
SHEET	A1	SHEET	16	
PROJECTION		DRAWING NUMBER	014128	
		REVISION DR STATUS	--- C	

COOLING TUBE ARRANGEMENT

APPROVED BY: KANG D. DATE: 08 JUN 2020. INT. USAGE APP. : Spacreservation for the banner

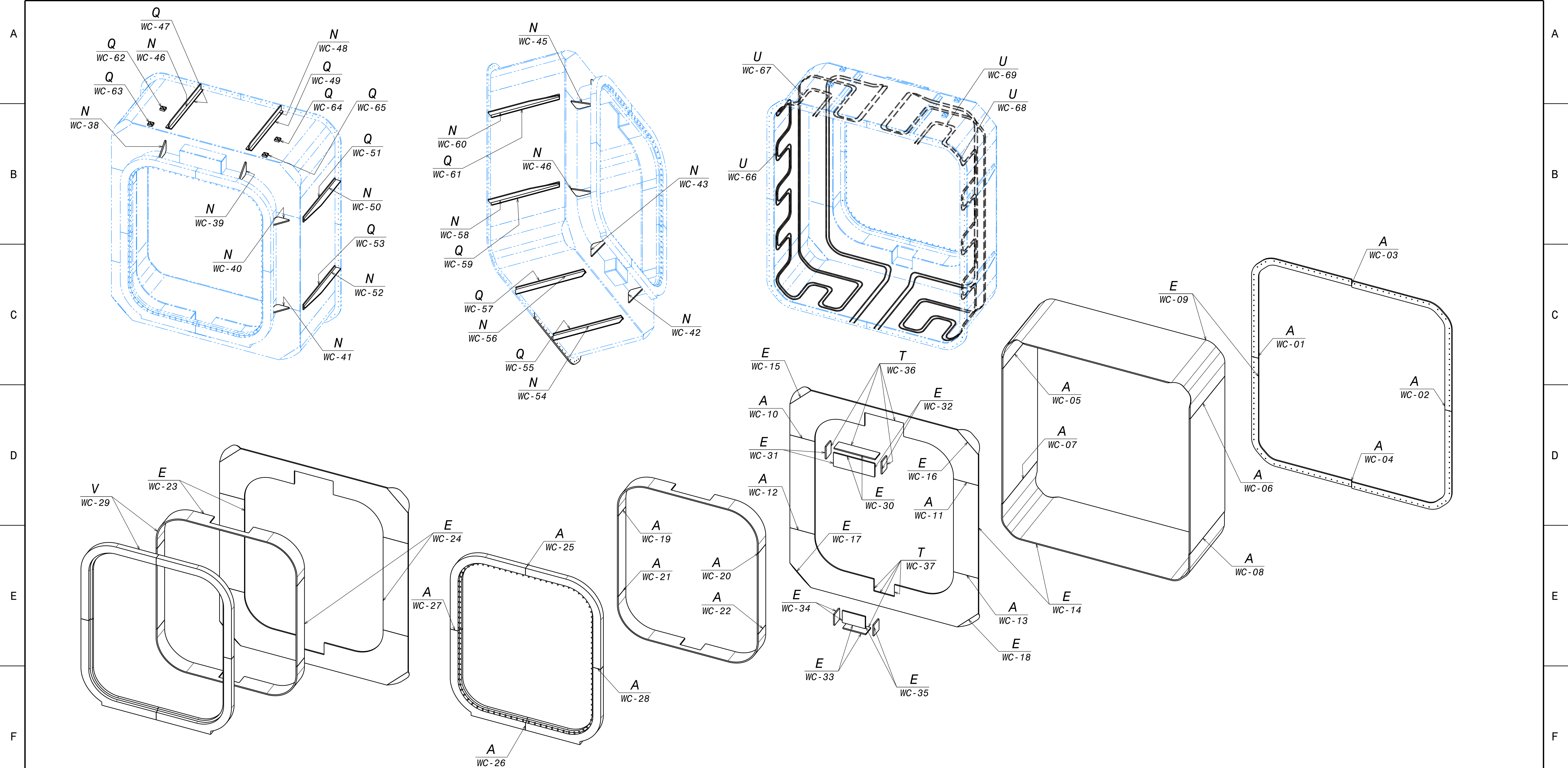


SHEET 17 OF 19 MATURITY: MD STATUS: DA APPROVED BY: HER N. DATE: 08 JUN 2020

FRAME & SPLICE JOINT WELD JOINT

A	E	Q	U
JOINT NO. SEE. WELDING DATA PACKAGE	JOINT NO. SEE. WELDING DATA PACKAGE	JOINT NO. SEE. WELDING DATA PACKAGE	JOINT NO. SEE. WELDING DATA PACKAGE
WPS NO. A-T-0808-003(004,005)	WPS NO. A-T-0808-003(004,005)	WPS NO. A-T-0808-003(004,005)	WPS NO. A-T-0808-003(004,005)
NDE SEE. WELDING DATA PACKAGE	NDE SEE. WELDING DATA PACKAGE	NDE SEE. WELDING DATA PACKAGE	NDE SEE. WELDING DATA PACKAGE

APP D.K. KANG 03.03.17	PROJECT ITER THERMAL SHIELD MANUFACTURE	SFA
CHK K.W. NAM 20.02.17	TITLE EQUATORIAL CRYOSTAT THERMAL SHIELD	
APP K.O. KANG 20.02.17	ECTS CYLINDER (VAR-F)	ITER KOREA
CHK Y.K. KANG 17.02.17	WELDING DETAIL - 1/3	
APP K.S. LIM 06.12.16	DRAWING NUMBER 2702ES-M501-OCF-09-M0	REVISION
DWG J.K. KIM 29.11.16		-
DRW DOC ID T37QZ7	RELEASED BY CORDIEJ	ITER Organization
LINKED RVS PT ID SNNVSK	APPROVED BY WUS	
PBS TITLE Thermal Shields Equatorial TS	CHECKED BY DOMBROI	
REV DATE 06 Mar 17	CONTROLLED BY HERN	
SHEET FORMAT A1	SCALE 1:30	DRAWING TITLE ECTS CYLINDER_F_DRW
PT MATURITPT VERSION ---	PT STATUS C	ECTS CYLINDER (VAR-F)
DRWN BY PARKS6		WELDING DETAIL - 1/3
THIRD ANGLE PROJECTION	SHEET 17 OF 19	DATE 27.02.ES
		DRAWING NUMBER 014128
		REVISION DR STATUS --- C

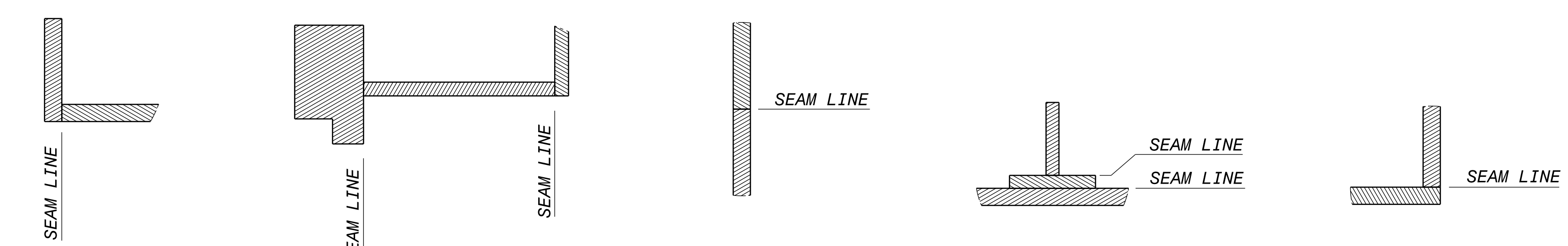
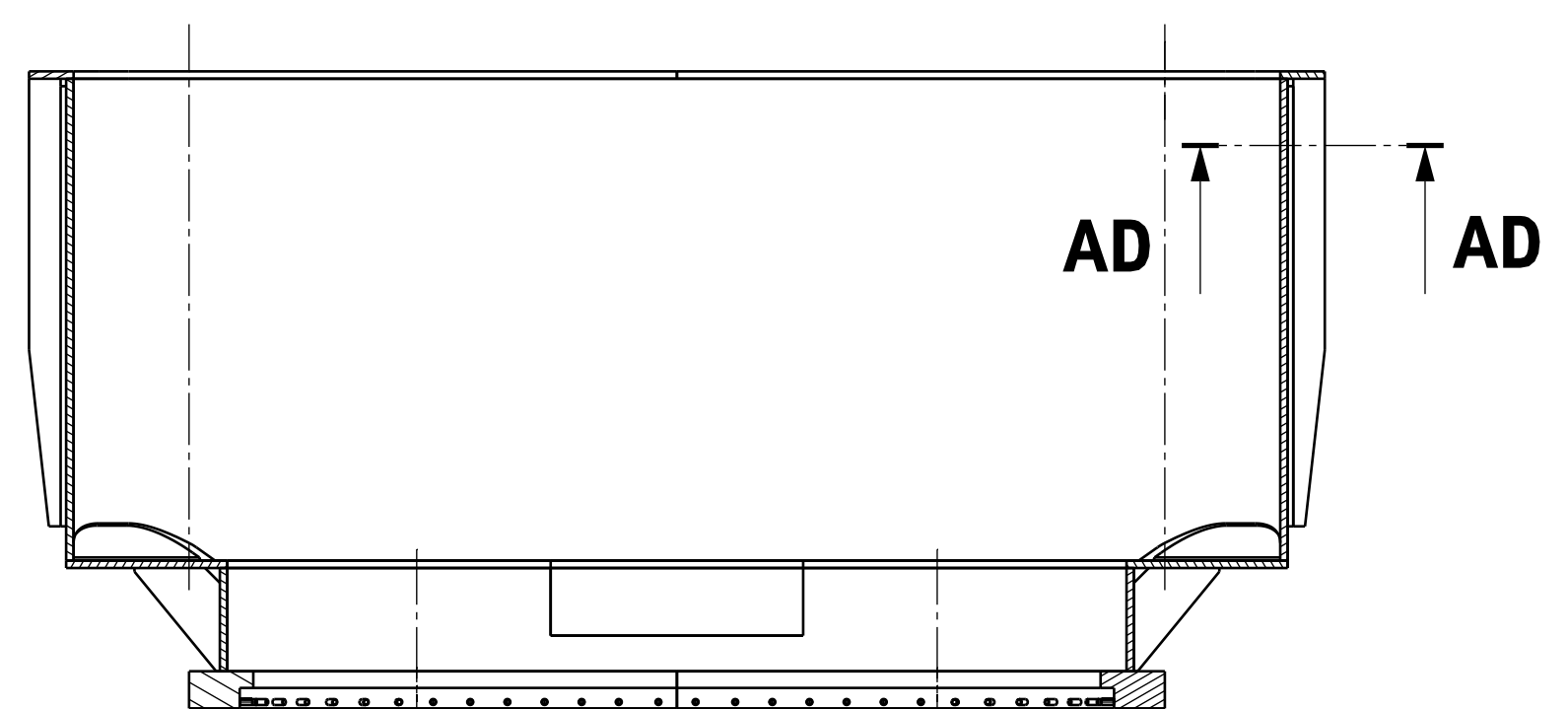
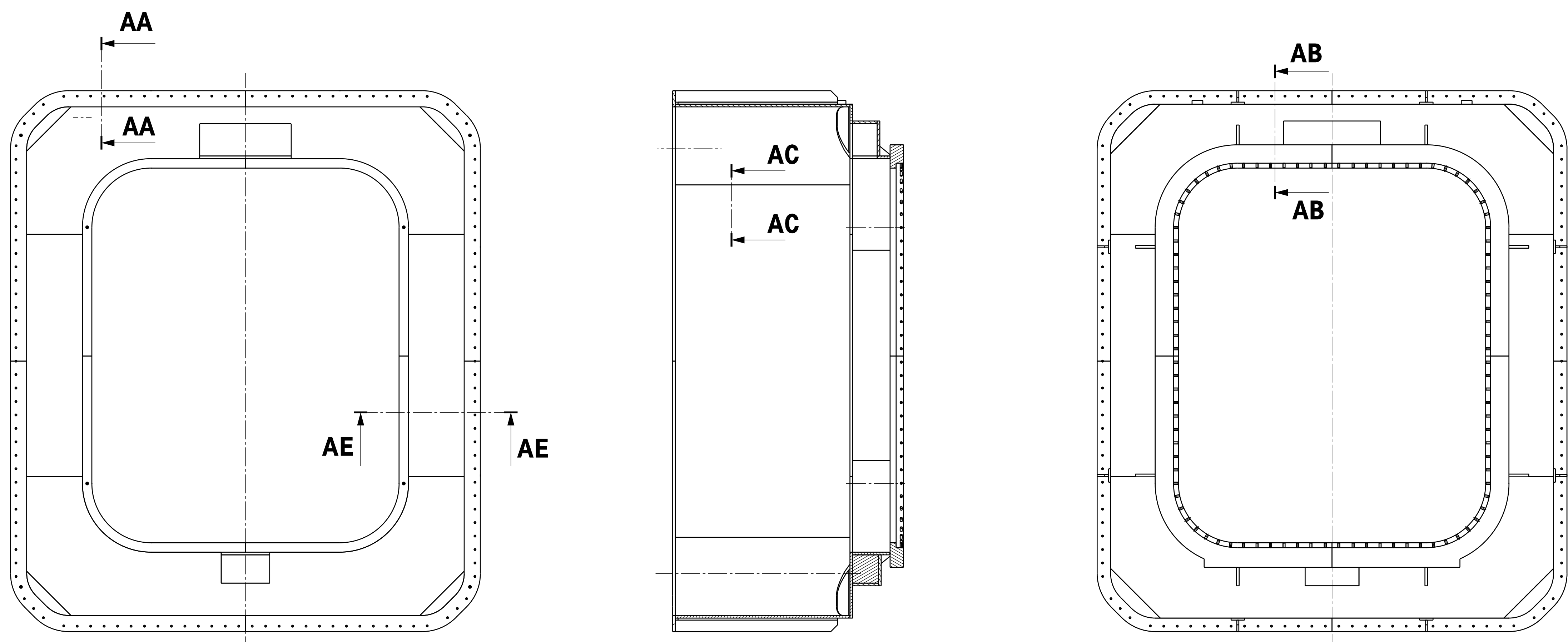


PORT SHROUD WELD JOINT

JOINT NO.	SEE. WELDING DATA PACKAGE	JOINT NO.	SEE. WELDING DATA PACKAGE	JOINT NO.	SEE. WELDING DATA PACKAGE	JOINT NO.	SEE. WELDING DATA PACKAGE	JOINT NO.	SEE. WELDING DATA PACKAGE	JOINT NO.	SEE. WELDING DATA PACKAGE	JOINT NO.	SEE. WELDING DATA PACKAGE
A	A-T-0808-003(004,005)	E	A-T-0808-003(004,005)	N	A-T-0808-003(004,005)	Q	A-T-0808-003(004,005)	T	A-T-0808-003(004,005)	U	A-T-0808-003(004,005)	V	A-T-0808-003(004,005)
NDE	SEE. WELDING DATA PACKAGE	NDE	SEE. WELDING DATA PACKAGE	NDE	SEE. WELDING DATA PACKAGE	NDE	SEE. WELDING DATA PACKAGE	NDE	SEE. WELDING DATA PACKAGE	NDE	SEE. WELDING DATA PACKAGE	NDE	SEE. WELDING DATA PACKAGE

APP D.K. KANG 03.03.17	PROJECT ITER THERMAL SHIELD MANUFACTURE	SFA
CHK K.W. NAM 20.02.17	TITLE EQUATORIAL CRYOSTAT THERMAL SHIELD	
APP K.O. KANG 20.02.17	ECTS CYLINDER (VAR-F)	ITER KOREA
CHK Y.K. KANG 17.02.17	WELDING DETAIL - 2/3	
APP K.S. LIM 06.12.16	DRAWING NUMBER 2702ES-M501-OCF-10-M0	REVISION
CHK J.K. KIM 29.11.16		
DRW DOC ID T37QZ7	RELEASED BY CORDIEJ	ITER Organization
LINKED REV PT ID SNNVSK	APPROVED BY WUS	
PBS TITLE Thermal Shields Equatorial TS	CHECKED BY DOMBROI	iter
REV DATE 06 Mar 17	PT STATUS MD	
SHEET FORMAT A1	SCALE 1:30	DRAWING TITLE ECTS CYLINDER_F_DRW
THIRD ANGLE PROJECTION	18	DRAWING NUMBER 014128
	19	REVISION DR STATUS ---
	27	
	02	
	ES	

SFA ID: 20200601 MATURITY: MD STATUS: DA APPROVED BY: HER N. DATE: 08 JUN 2020
 SFA ID: 20200601 MATURITY: MD STATUS: DA APPROVED BY: HER N. DATE: 08 JUN 2020
 SFA ID: 20200601 MATURITY: MD STATUS: DA APPROVED BY: HER N. DATE: 08 JUN 2020



SECTION CUT AA-AA WC-09 SECTION CUT AB-AB WC-23, 24, 29 SECTION CUT AC-AC WC-05-08 WC-10-22 SECTION CUT AD-AD WC-46-61 SECTION CUT AE-AE WC-18

PORT SHROUD WELD JOINT

A	E	N	Q	T	U	V
JOINT NO. SEE. WELDING DATA PACKAGE	JOINT NO. SEE. WELDING DATA PACKAGE	JOINT NO. SEE. WELDING DATA PACKAGE	JOINT NO. SEE. WELDING DATA PACKAGE	JOINT NO. SEE. WELDING DATA PACKAGE	JOINT NO. SEE. WELDING DATA PACKAGE	JOINT NO. SEE. WELDING DATA PACKAGE
WPS NO. A-T-0808-003(004,005)	WPS NO. A-T-0808-003(004,005)	WPS NO. A-T-0808-003(004,005)	WPS NO. A-T-0808-003(004,005)	WPS NO. A-T-0808-003(004,005)	WPS NO. A-T-0808-003(004,005)	WPS NO. A-T-0808-003(004,005)
NDE SEE. WELDING DATA PACKAGE	NDE SEE. WELDING DATA PACKAGE	NDE SEE. WELDING DATA PACKAGE	NDE SEE. WELDING DATA PACKAGE	NDE SEE. WELDING DATA PACKAGE	NDE SEE. WELDING DATA PACKAGE	NDE SEE. WELDING DATA PACKAGE

APP D.K. KANG 03.03.17	PROJECT ITER THERMAL SHIELD MANUFACTURE	SFA
CHK K.W. NAM 20.02.17	TITLE EQUATORIAL CRYOSTAT THERMAL SHIELD	
CHK K.O. KANG 20.02.17	ECTS CYLINDER (VAR-F)	iter
APP Y.K. KANG 17.02.17	WELDING DETAIL - 3/3	
CHK K.S. LIM 06.12.16	REVISION	DRAWING NUMBER 014128
DWG J.K. KIM 29.11.16	REVISION	
DRM DOC ID T37QZ7	RELEASED BY CORDIEJ	ITER Organization
LINKED RVS PT ID SNNVSK	APPROVED BY WUS	
PBS TITLE Thermal Shields Equatorial TS Equatorial Cryostat TS	CHECKED BY DOMBROI	DRAWING TITLE ECTS CYLINDER_F_DRW ECTS CYLINDER (VAR-F) WELDING DETAIL - 3/3
REV DATE 06 Mar 17	SCALE MD	
SHEET FORMAT A1	PT STATUS C	DRAWING NUMBER 014128
THIRD ANGLE PROJECTION	SHEET 19	
	PT STATUS ES	DRAWING NUMBER 014128
	REVISION ---	
	REVISION ---	DRAWING NUMBER 014128

ID: 30863671 MATURITY: MD STATUS: DA APPROVED BY: HER N. DATE: 08 JUN 2020
 APPROVED BY: KANG D. DATE: 08 JUN 2020 INT. USAGE APP: Spacreservation for the banner

A

B

C

D

A

B

C

D

1

2

3


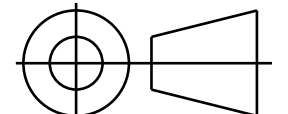
4

5

6

7

8

REV No.	DETAILS OF MODIFICATION						SHEET No.	GRID REF	DATE	DCR No.
	DRW DOC ID	TV664Y			RELEASED BY	ITER Organization				
	LINKED EV5 PT ID	EUAEV8			CHECKED BY	DOMBROI		 china EU india japan korea russia USA		
	PBS TITLE				APPROVED BY	WUS				
	Thermal Shields Equatorial TS ECTS Feeder Shroud				CONTROLLED BY	HERN				
	REV DATE	PT MATURITY	PT VERSION	DRAWN BY	DRAWING TITLE					
	06 Mar 17	MD	---	PARKS6	ECTS_PF3_FEEDER_SHROUD_DRW Modifications Sheet					
	SHEET FORMAT	SCALE	PT STATUS	-						
	A3	1:1	C							
REV No.	DETAILS OF MODIFICATION						SHEET No.	GRID REF	DATE	DCR No.
	THIRD ANGLE PROJECTION		SHEET	01	N° OF SHEETS	13	PBS 3 LEVELS	27 02	DRAWING NUMBER	014213
								EF	REVISION	---
									DR STATUS	C

1

2

3

4

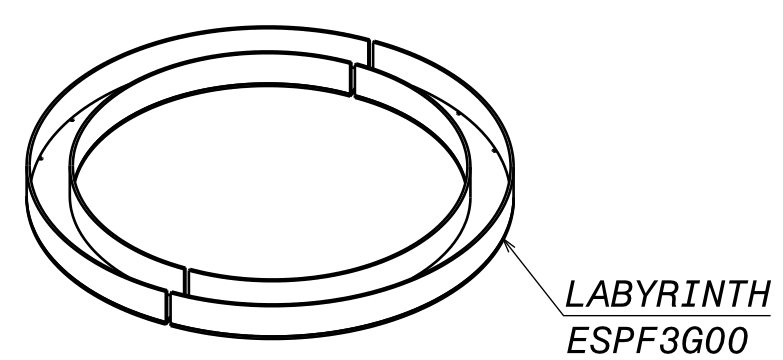
5

6

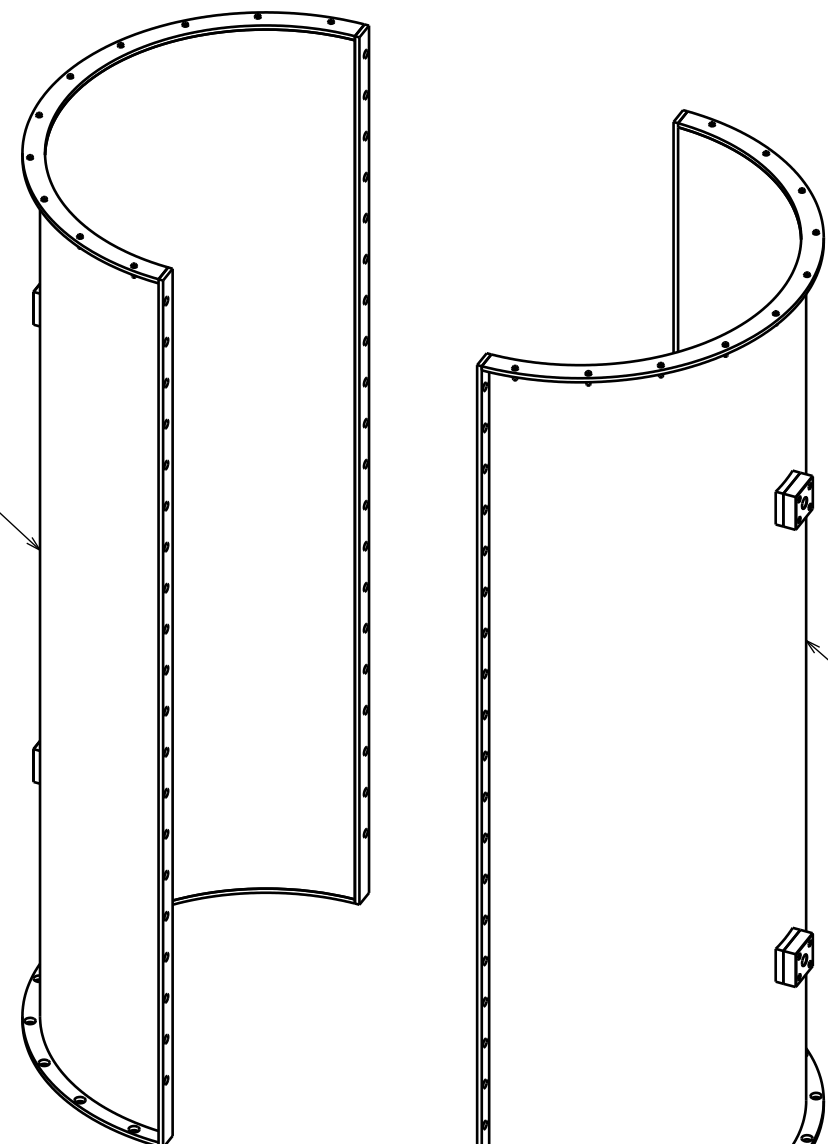
7

8

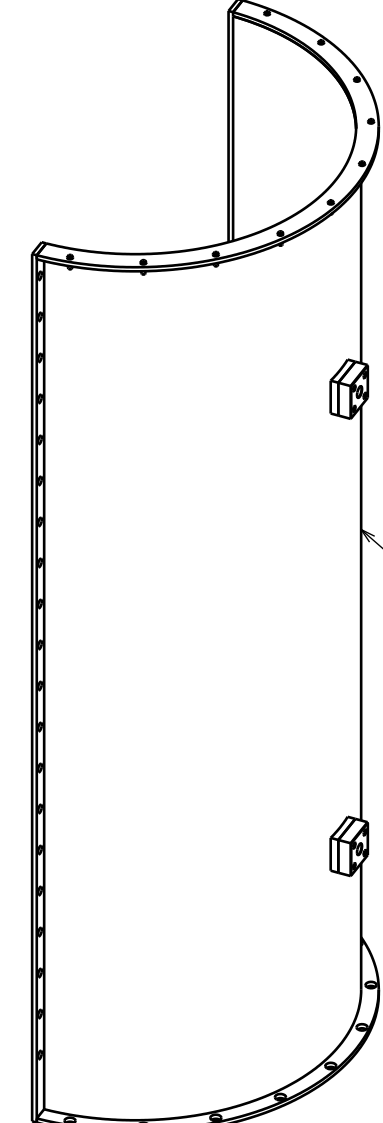
UD_30A1K_V1_MATURITY_MD_APPROVED_BY: HER N. DATE: 08 JUN 2020
IO APPROVED BY: KANG D. DATE: 08 JUN 2020_INT_USAGE APP:



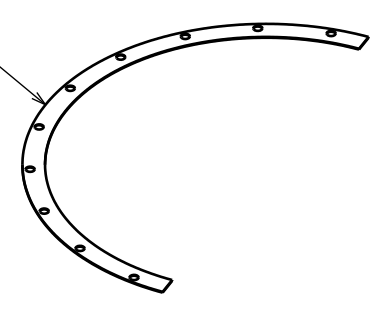
LABYRINTH
ESPF3G00



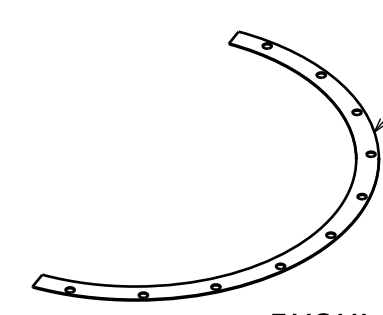
PROTECTION B
ESPF3B00



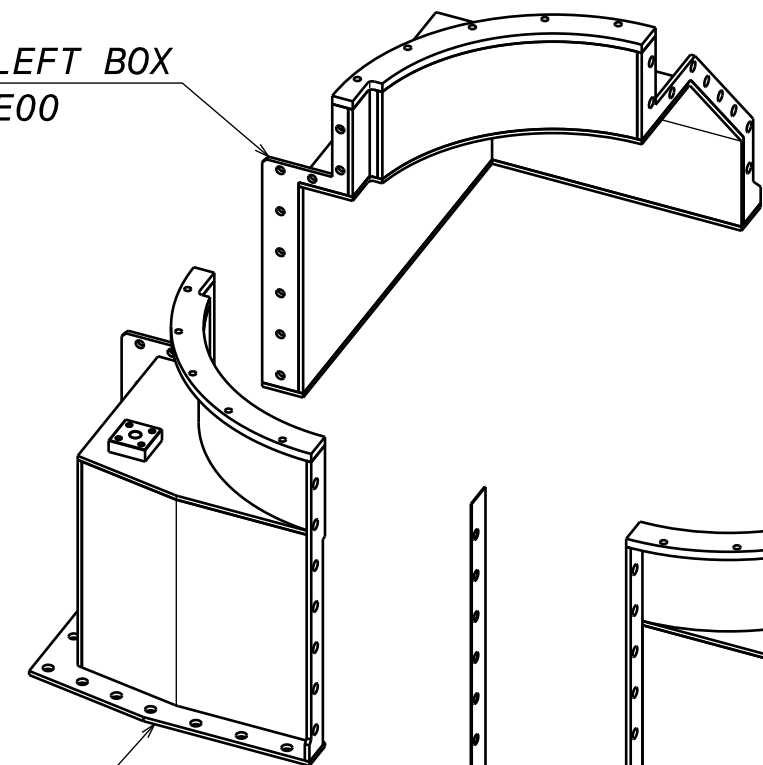
PROTECTION A
ESPF3A00



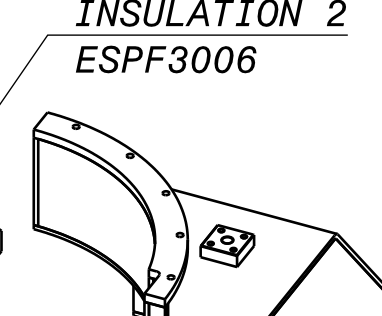
UPR INSULATION 2
ESPF3004



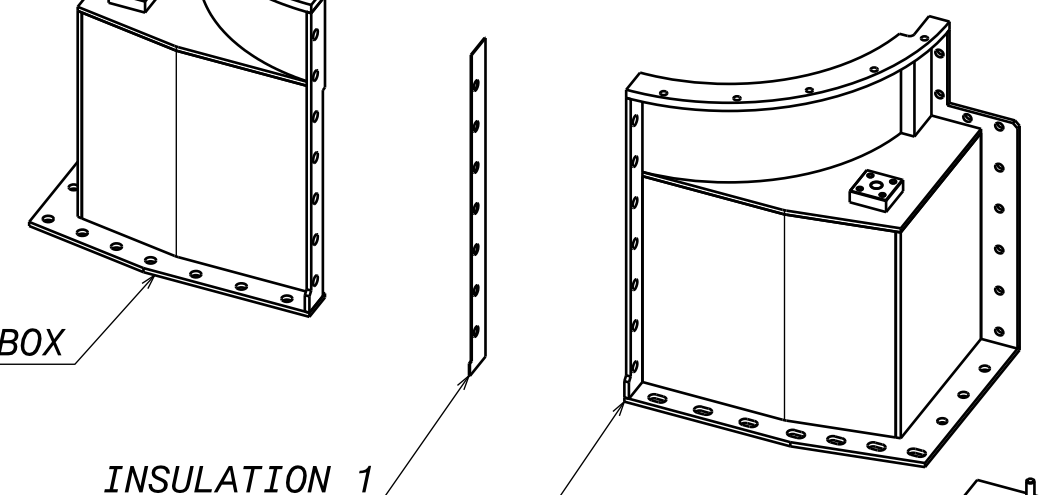
UPR INSULATION 1
ESPF3003



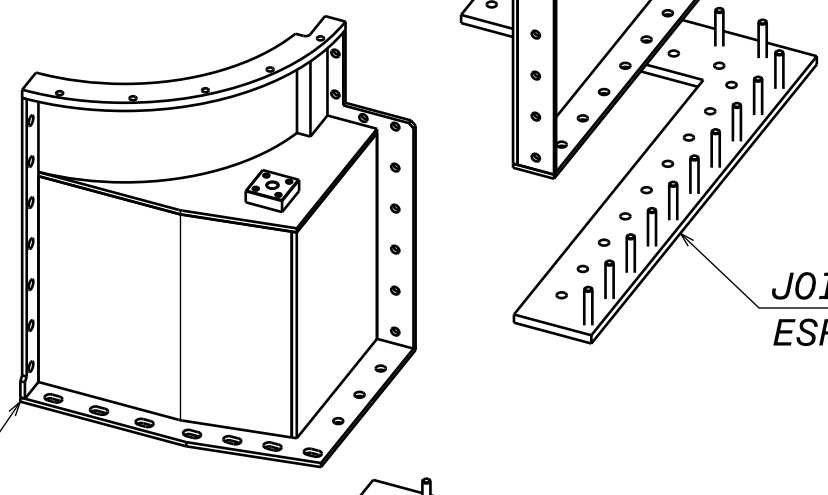
REAR LEFT BOX
ESPF3E00



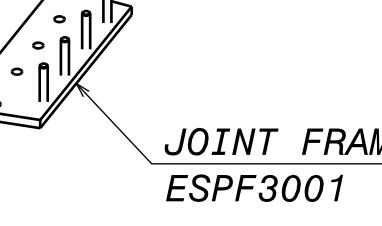
REAR RIGHT BOX
ESPF3F00



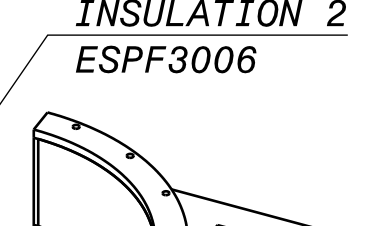
FRONT LEFT BOX
ESPF3C00



FRONT RIGHT BOX
ESPF3D00



JOINT FRAME 1
ESPF3001

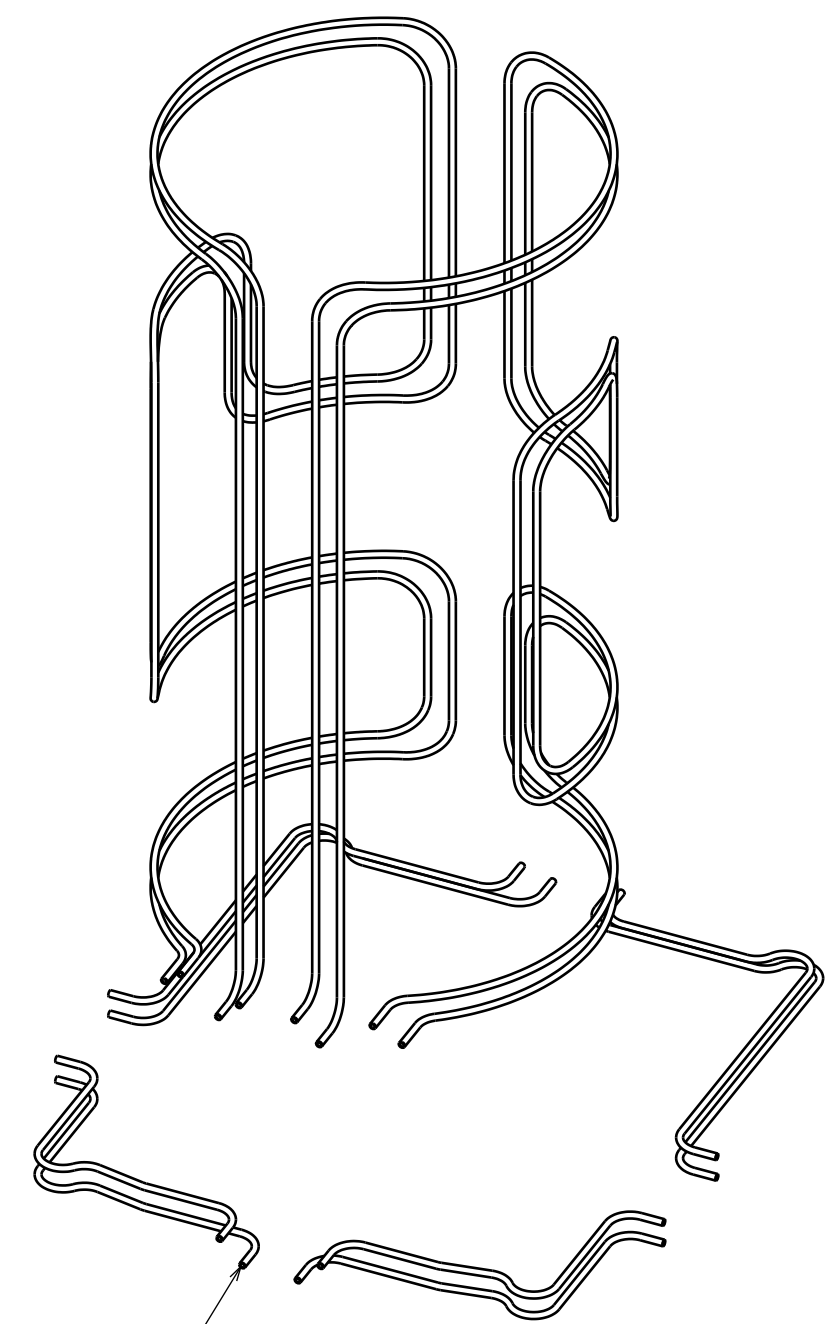


INSULATION 2
ESPF3006



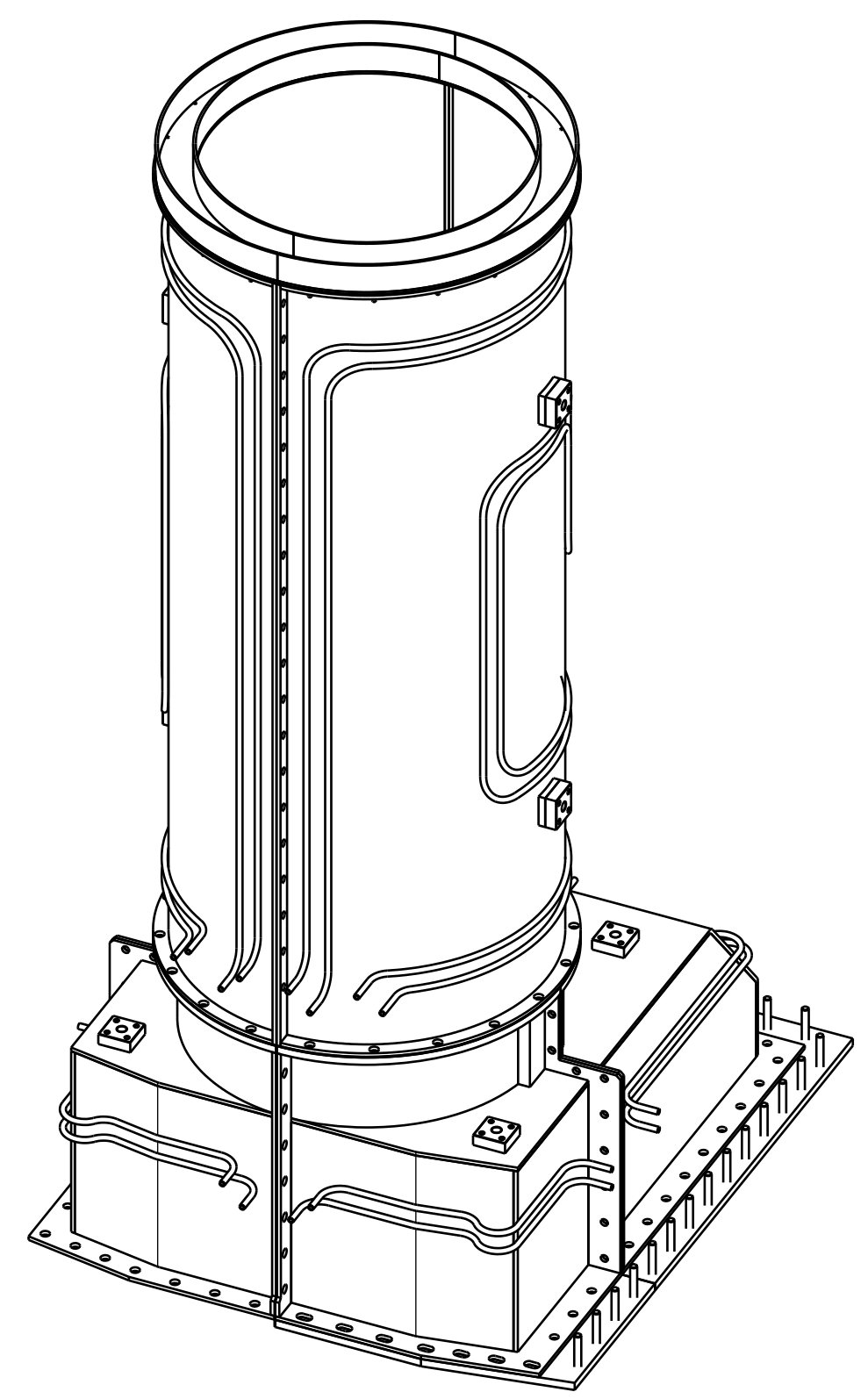
JOINT FRAME 2
ESPF3002

PF3 PROTECTION & PROTECTION BOX



COOLING TUBE
ESPF3H00

COOLING TUBE



**ECTS_PF3_FEEDER_SHROUD
<ASSEMBLY>**

PART NO	NAME	MATERIAL	TYPE	DESCRIPTION	Q'TY	WEIGHT
ESPF3006	INSULATION 2	G10	PLATE	DWG NO.2702ES-M501-PF3-06-MO	1	
ESPF3005	INSULATION 1	G10	PLATE	DWG NO.2702ES-M501-PF3-06-MO	1	
ESPF3004	UPR INSULATION 2	G10	PLATE	DWG NO.2702ES-M501-PF3-06-MO	1	
ESPF3003	UPR INSULATION 1	G10	PLATE	DWG NO.2702ES-M501-PF3-06-MO	1	
ESPF3002	JOINT FRAME 2	SS304LN	PLATE	DWG NO.2702ES-M501-PF3-06-MO	1	
ESPF3001	JOINT FRAME 1	SS304LN	PLATE	DWG NO.2702ES-M501-PF3-06-MO	1	
ESPF3H00	COOLING TUBE ASSY				1	
ESPF3G00	LABYRINTH ASSY				1	
ESPF3F00	REAR RIGHT BOX ASSY				1	
ESPF3E00	REAR LEFT BOX ASSY				1	
ESPF3D00	FRONT RIGHT BOX ASSY				1	
ESPF3C00	FRONT LEFT BOX ASSY				1	
ESPF3B00	PROTECTION B ASSY				1	
ESPF3A00	PROTECTION A ASSY				1	

BILL OF MATERIAL

APP D.K. KANG	03.03.17	PROJECT ITER THERMAL SHIELD MANUFACTURE	SFA
CHK K.W. NAM	20.02.17	TITLE EQUATORIAL CRYOSTAT THERMAL SHIELD	
APP K.O. KANG	20.02.17	ECTS PF3 FEEDER SHROUD	ITER KOREA
CHK Y.K. KANG	17.02.17	ASSEMBLY DRAWING	
APP K.S. LIM	31.01.17	DRAWING NUMBER 2702ES-M501-PF3-A0-MO	ITER
CHK S.M. PARK	23.01.17	REVISION -	
DRW DOC ID TV664Y	RELEASED BY CORDIEJ	ITER Organization	
LINKED REV PT ID EUAEV8	APPROVED BY WUS	ITER	
PBS TITLE Thermal Shields Equatorial TS	CHECKED BY DOMBROI	DRAWING TITLE ECTS_PF3_FEEDER_SHROUD_DRW	
REV DATE 06 Mar 17	PT MATURIT PT VERSION MD - - -	CONTROLLED BY HERN	ECTS PF3 FEEDER SHROUD
SHEET FORMAT A1	SCALE 1:15	PT STATUS C	DRAWN BY PARKS6
THIRD ANGLE PROJECTION		SHEET NO 02	PBS 3 LEVELS DRAWING NUMBER 014213
		SHEET SHEETS 13	REVISION DR STATUS - - - C

A

B

C

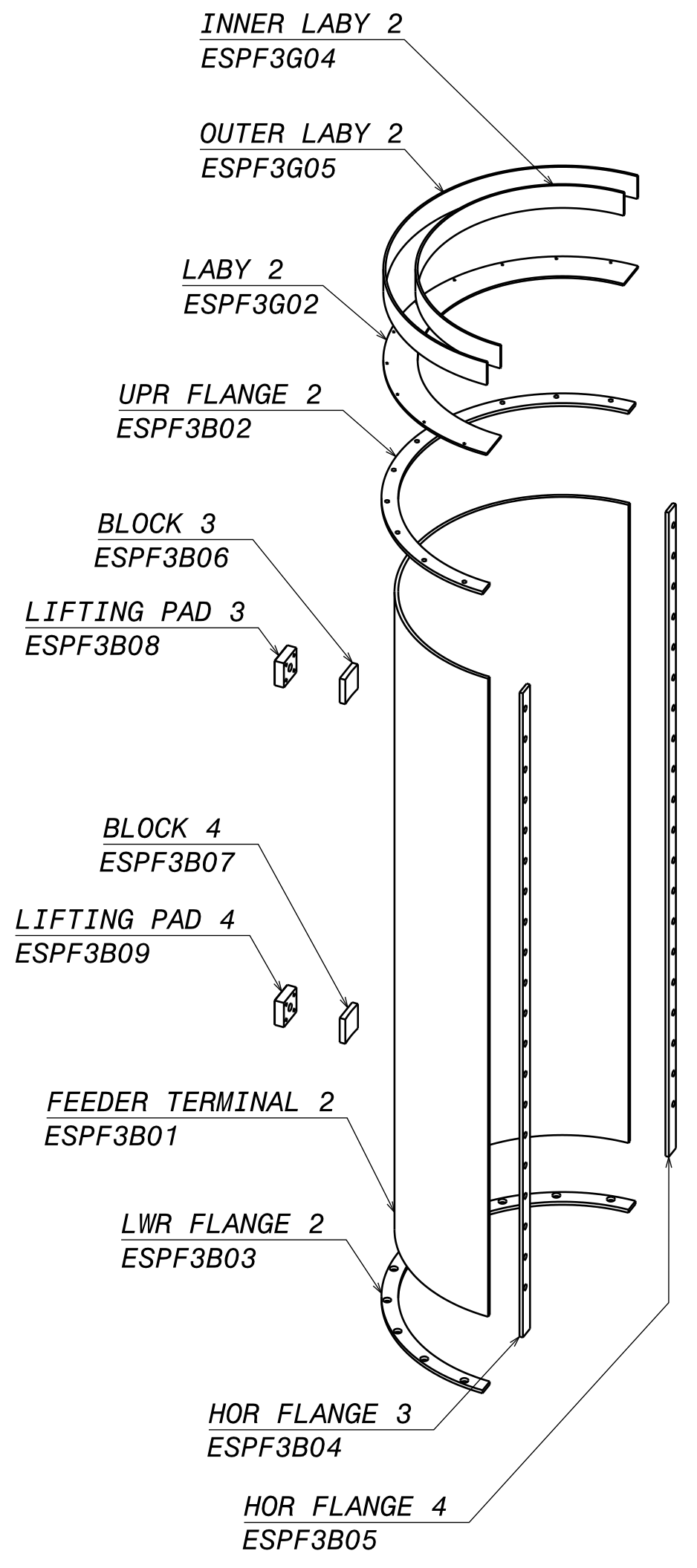
D

E

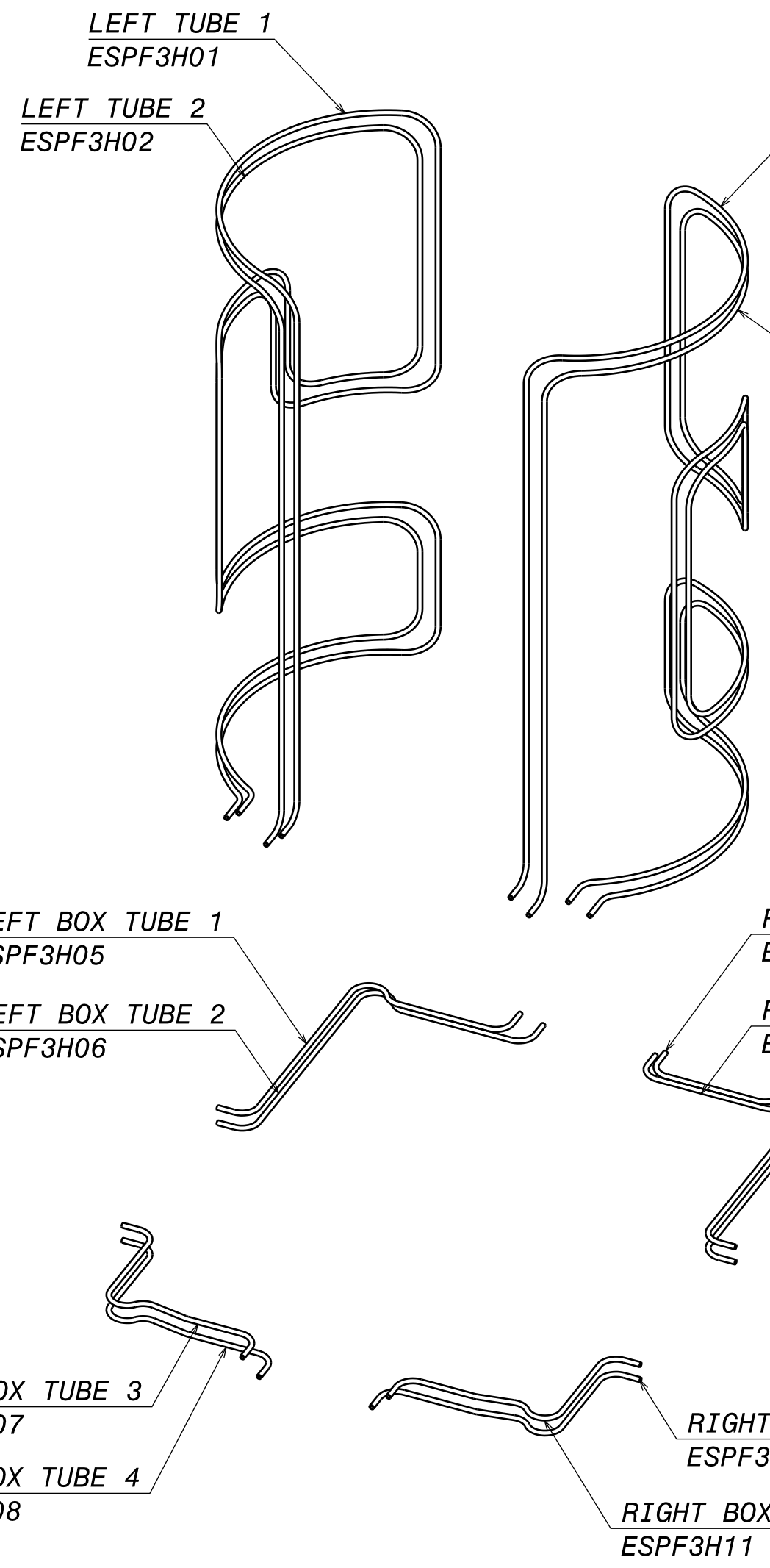
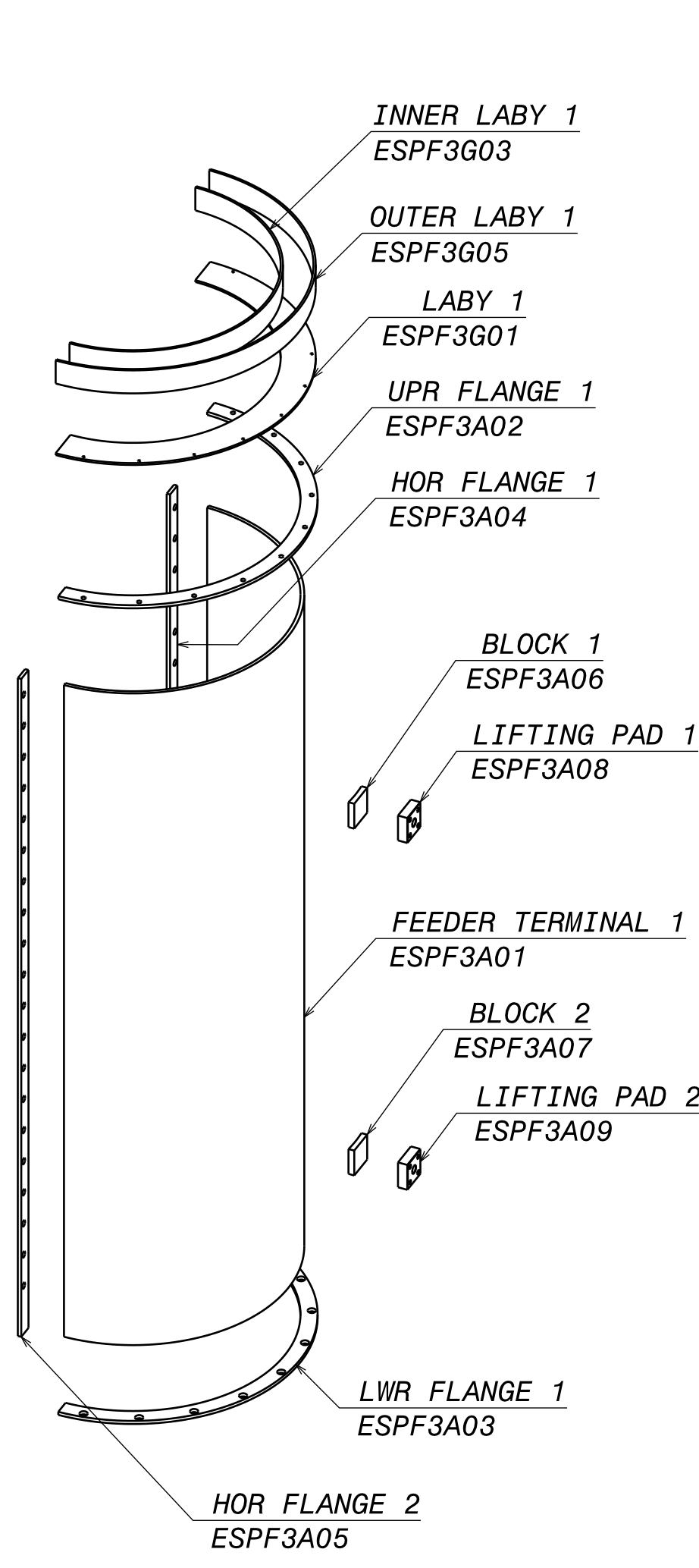
F

G

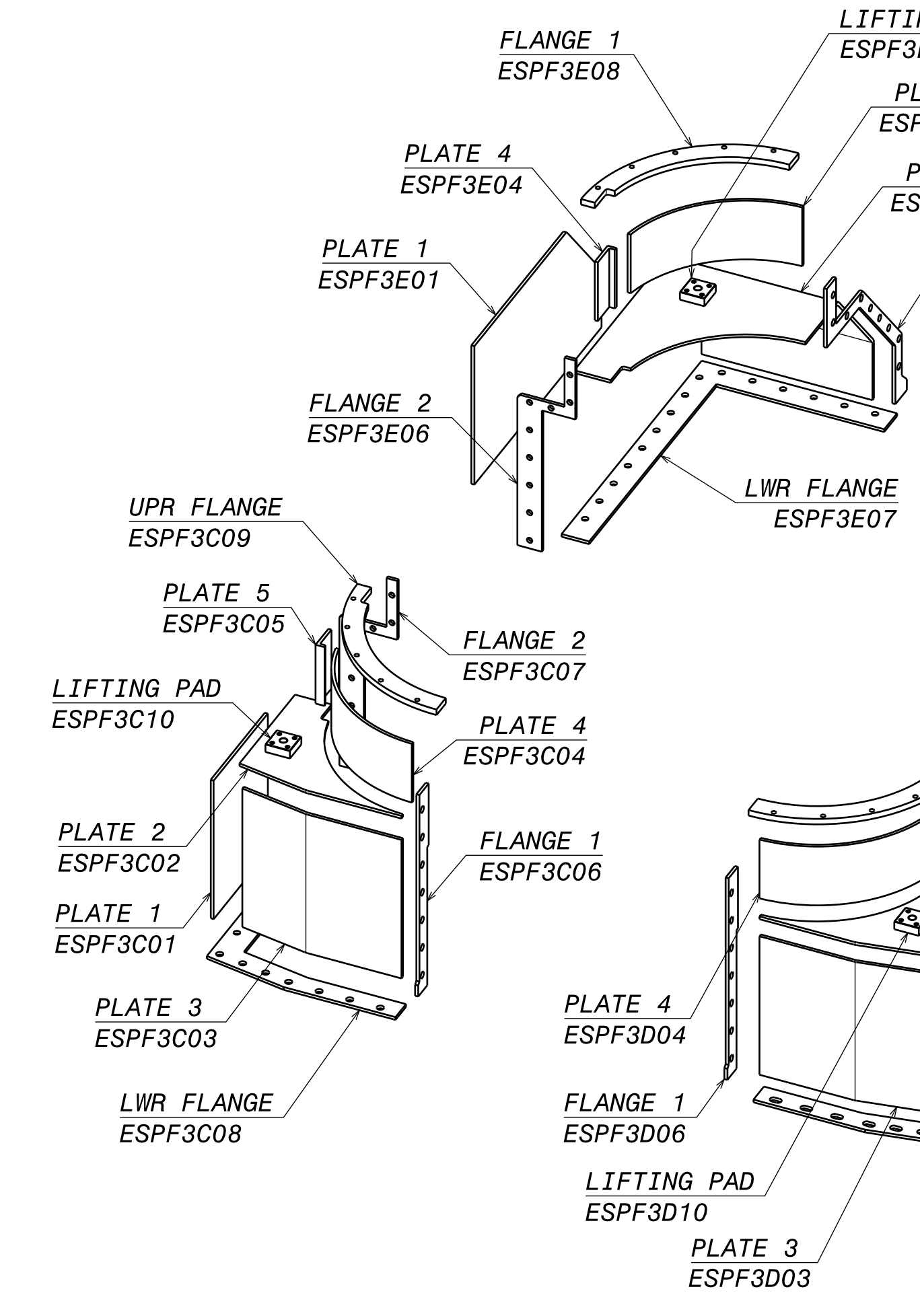
H



PF3 PROTECTION
<Exploded View>



COOLING TUBE
<Exploded View>



PF3 PROTECTION BOX
<Exploded View>

PART NO	NAME	MATERIAL	TYPE	DESCRIPTION	Q'TY	WEIGHT	PART NO	NAME	MATERIAL	TYPE	DESCRIPTION	Q'TY	WEIGHT	PART NO	NAME	MATERIAL	TYPE	DESCRIPTION	Q'TY	WEIGHT																																																	
ESPF3H12	RIGHT BOX TUBE 4	SS TP304L	TUBE	DWG NO.2702ES-M501-PF3-07-MO	1		ESPF3F05	FLANGE 1	SS304LN	PLATE	DWG NO.2702ES-M501-PF3-05-MO	1		ESPF3D00	FRONT RIGHT BOX ASSY				1																																																		
ESPF3H11	RIGHT BOX TUBE 3	SS TP304L	TUBE	DWG NO.2702ES-M501-PF3-07-MO	1		ESPF3F04	PLATE 4	SS304LN	PLATE	DWG NO.2702ES-M501-PF3-05-MO	1		ESPF3C10	LIFTING PAD	SS304LN	PLATE	DWG NO.2702ES-M501-PF3-02-MO	1																																																		
ESPF3H10	RIGHT BOX TUBE 2	SS TP304L	TUBE	DWG NO.2702ES-M501-PF3-07-MO	1		ESPF3F03	PLATE 3	SS304LN	PLATE	DWG NO.2702ES-M501-PF3-05-MO	1		ESPF3C09	UPR FLANGE	SS304LN	PLATE	DWG NO.2702ES-M501-PF3-02-MO	1																																																		
ESPF3H09	RIGHT BOX TUBE 1	SS TP304L	TUBE	DWG NO.2702ES-M501-PF3-07-MO	1		ESPF3F02	PLATE 2	SS304LN	PLATE	DWG NO.2702ES-M501-PF3-05-MO	1		ESPF3C08	LWR FLANGE	SS304LN	PLATE	DWG NO.2702ES-M501-PF3-02-MO	1																																																		
ESPF3H08	LEFT BOX TUBE 4	SS TP304L	TUBE	DWG NO.2702ES-M501-PF3-07-MO	1		ESPF3F01	PLATE 1	SS304LN	PLATE	DWG NO.2702ES-M501-PF3-05-MO	1		ESPF3C07	FLANGE 2	SS304LN	PLATE	DWG NO.2702ES-M501-PF3-02-MO	1																																																		
ESPF3H07	LEFT BOX TUBE 3	SS TP304L	TUBE	DWG NO.2702ES-M501-PF3-07-MO	1		ESPF3F00	REAR RIGHT BOX ASSY				1		ESPF3C06	FLANGE 1	SS304LN	PLATE	DWG NO.2702ES-M501-PF3-02-MO	1																																																		
ESPF3H06	LEFT BOX TUBE 2	SS TP304L	TUBE	DWG NO.2702ES-M501-PF3-07-MO	1		ESPF3E09	LIFTING PAD	SS304LN	PLATE	DWG NO.2702ES-M501-PF3-04-MO	1		ESPF3C05	PLATE 5	SS304LN	PLATE	DWG NO.2702ES-M501-PF3-02-MO	1																																																		
ESPF3H05	LEFT BOX TUBE 1	SS TP304L	TUBE	DWG NO.2702ES-M501-PF3-07-MO	1		ESPF3E08	UPR FLANGE	SS304LN	PLATE	DWG NO.2702ES-M501-PF3-04-MO	1		ESPF3C04	PLATE 4	SS304LN	PLATE	DWG NO.2702ES-M501-PF3-02-MO	1																																																		
ESPF3H04	RIGHT TUBE 2	SS TP304L	TUBE	DWG NO.2702ES-M501-PF3-07-MO	1		ESPF3E07	LWR FLANGE	SS304LN	PLATE	DWG NO.2702ES-M501-PF3-04-MO	1		ESPF3C03	PLATE 3	SS304LN	PLATE	DWG NO.2702ES-M501-PF3-02-MO	1																																																		
ESPF3H03	RIGHT TUBE 1	SS TP304L	TUBE	DWG NO.2702ES-M501-PF3-07-MO	1		ESPF3E06	FLANGE 2	SS304LN	PLATE	DWG NO.2702ES-M501-PF3-04-MO	1		ESPF3C02	PLATE 2	SS304LN	PLATE	DWG NO.2702ES-M501-PF3-02-MO	1																																																		
ESPF3H02	LEFT TUBE 2	SS TP304L	TUBE	DWG NO.2702ES-M501-PF3-07-MO	1		ESPF3E05	FLANGE 1	SS304LN	PLATE	DWG NO.2702ES-M501-PF3-04-MO	1		ESPF3C01	PLATE 1	SS304LN	PLATE	DWG NO.2702ES-M501-PF3-02-MO	1																																																		
ESPF3H01	LEFT TUBE 1	SS TP304L	TUBE	DWG NO.2702ES-M501-PF3-07-MO	1		ESPF3E04	PLATE 4	SS304LN	PLATE	DWG NO.2702ES-M501-PF3-04-MO	1		ESPF3C00	FRONT LEFT BOX ASSY				1																																																		
ESPF3H00	COOLING TUBE ASSY				1		ESPF3E03	PLATE 3	SS304LN	PLATE	DWG NO.2702ES-M501-PF3-04-MO	1		ESPF3B09	LIFTING PAD 4	SS304LN	PLATE	DWG NO.2702ED-M501-PF3-01-MO	1																																																		
ESPF3G06	OUTER LABY 2	SS304LN	PLATE	DWG NO.2702ES-M501-PF3-01-MO	1		ESPF3E02	PLATE 2	SS304LN	PLATE	DWG NO.2702ES-M501-PF3-04-MO	1		ESPF3B08	LIFTING PAD 3	SS304LN	PLATE	DWG NO.2702ED-M501-PF3-01-MO	1																																																		
ESPF3G05	OUTER LABY 1	SS304LN	PLATE	DWG NO.2702ES-M501-PF3-01-MO	1		ESPF3E01	PLATE 1	SS304LN	PLATE	DWG NO.2702ES-M501-PF3-04-MO	1		ESPF3B07	BLOCK 4	SS304LN	PLATE	DWG NO.2702ED-M501-PF3-01-MO	1																																																		
ESPF3G04	INNER LABY 2	SS304LN	PLATE	DWG NO.2702ES-M501-PF3-01-MO	1		ESPF3D08	LWR FLANGE	SS304LN	PLATE	DWG NO.2702ES-M501-PF3-03-MO	1		ESPF3B06	BLOCK 3	SS304LN	PLATE	DWG NO.2702ED-M501-PF3-01-MO	1																																																		
ESPF3G03	INNER LABY 1	SS304LN	PLATE	DWG NO.2702ES-M501-PF3-01-MO	1		ESPF3D07	FLANGE 2	SS304LN	PLATE	DWG NO.2702ES-M501-PF3-03-MO	1		ESPF3B05	HOR FLANGE 4	SS304LN	PLATE	DWG NO.2702ED-M501-PF3-01-MO	1																																																		
ESPF3G02	LABY 2	SS304LN	PLATE	DWG NO.2702ES-M501-PF3-01-MO	1		ESPF3D06	FLANGE 1	SS304LN	PLATE	DWG NO.2702ES-M501-PF3-03-MO	1		ESPF3B04	HOR FLANGE 3	SS304LN	PLATE	DWG NO.2702ED-M501-PF3-01-MO	1																																																		
ESPF3G01	LABY 1	SS304LN	PLATE	DWG NO.2702ES-M501-PF3-01-MO	1		ESPF3D05	PLATE 5	SS304LN	PLATE	DWG NO.2702ES-M501-PF3-03-MO	1		ESPF3B03	LWR FLANGE 2	SS304LN	PLATE	DWG NO.2702ED-M501-PF3-01-MO	1																																																		
ESPF3F09	LIFTING PAD	SS304LN	PLATE	DWG NO.2702ES-M501-PF3-05-MO	1		ESPF3D04	PLATE 4	SS304LN	PLATE	DWG NO.2702ES-M501-PF3-03-MO	1		ESPF3B02	UPR FLANGE 2	SS304LN	PLATE	DWG NO.2702ED-M501-PF3-01-MO	1																																																		
ESPF3F08	UPR FLANGE	SS304LN	PLATE	DWG NO.2702ES-M501-PF3-05-MO	1		ESPF3D03	FLANGE 1	SS304LN	PLATE	DWG NO.2702ES-M501-PF3-03-MO	1		ESPF3B01	FEEDER TERMINAL 2	SS304LN	PLATE	DWG NO.2702ED-M501-PF3-01-MO	1																																																		
ESPF3F07	LWR FLANGE	SS304LN	PLATE	DWG NO.2702ES-M501-PF3-05-MO	1		ESPF3D02	PLATE 3	SS304LN	PLATE	DWG NO.2702ES-M501-PF3-03-MO	1		ESPF3A07	BLOCK 2	SS304LN	PLATE	DWG NO.2702ED-M501-PF3-01-MO	1																																																		
ESPF3F06	FLANGE 2	SS304LN	PLATE	DWG NO.2702ES-M501-PF3-05-MO	1		ESPF3D01	PLATE 2	SS304LN	PLATE	DWG NO.2702ES-M501-PF3-03-MO	1		ESPF3A06	BLOCK 1	SS304LN	PLATE	DWG NO.2702ED-M501-PF3-01-MO	1																																																		
BILL OF MATERIAL						BILL OF MATERIAL						BILL OF MATERIAL																																																									
<table border="1"> <thead> <tr> <th>PART NO</th> <th>NAME</th> <th>MATERIAL</th> <th>TYPE</th> <th>DESCRIPTION</th> <th>Q'TY</th> <th>WEIGHT</th> </tr> </thead> <tbody> <tr> <td>ESPF3A05</td> <td>HOR FLANGE 2</td> <td>SS304LN</td> <td>PLATE</td> <td>DWG NO.2702ED-M501-PF3-01-MO</td> <td>1</td> <td></td> </tr> <tr> <td>ESPF3A04</td> <td>HOR FLANGE 1</td> <td>SS304LN</td> <td>PLATE</td> <td>DWG NO.2702ED-M501-PF3-01-MO</td> <td>1</td> <td></td> </tr> <tr> <td>ESPF3A03</td> <td>LWR FLANGE 1</td> <td>SS304LN</td> <td>PLATE</td> <td>DWG NO.2702ED-M501-PF3-01-MO</td> <td>1</td> <td></td> </tr> <tr> <td>ESPF3A02</td> <td>UPR FLANGE 1</td> <td>SS304LN</td> <td>PLATE</td> <td>DWG NO.2702ED-M501-PF3-01-MO</td> <td>1</td> <td></td> </tr> <tr> <td>ESPF3A01</td> <td>FEEDER TERMINAL 1</td> <td>SS304LN</td> <td>PLATE</td> <td>DWG NO.2702ED-M501-PF3-01-MO</td> <td>1</td> <td></td> </tr> <tr> <td>ESPF3A00</td> <td>PROTECTION A ASSY</td> <td></td> <td></td> <td></td> <td>1</td> <td></td> </tr> </tbody> </table>																					PART NO	NAME	MATERIAL	TYPE	DESCRIPTION	Q'TY	WEIGHT	ESPF3A05	HOR FLANGE 2	SS304LN	PLATE	DWG NO.2702ED-M501-PF3-01-MO	1		ESPF3A04	HOR FLANGE 1	SS304LN	PLATE	DWG NO.2702ED-M501-PF3-01-MO	1		ESPF3A03	LWR FLANGE 1	SS304LN	PLATE	DWG NO.2702ED-M501-PF3-01-MO	1		ESPF3A02	UPR FLANGE 1	SS304LN	PLATE	DWG NO.2702ED-M501-PF3-01-MO	1		ESPF3A01	FEEDER TERMINAL 1	SS304LN	PLATE	DWG NO.2702ED-M501-PF3-01-MO	1		ESPF3A00	PROTECTION A ASSY				1	
PART NO	NAME	MATERIAL	TYPE	DESCRIPTION	Q'TY	WEIGHT																																																															
ESPF3A05	HOR FLANGE 2	SS304LN	PLATE	DWG NO.2702ED-M501-PF3-01-MO	1																																																																
ESPF3A04	HOR FLANGE 1	SS304LN	PLATE	DWG NO.2702ED-M501-PF3-01-MO	1																																																																
ESPF3A03	LWR FLANGE 1	SS304LN	PLATE	DWG NO.2702ED-M501-PF3-01-MO	1																																																																
ESPF3A02	UPR FLANGE 1	SS304LN	PLATE	DWG NO.2702ED-M501-PF3-01-MO	1																																																																
ESPF3A01	FEEDER TERMINAL 1	SS304LN	PLATE	DWG NO.2702ED-M501-PF3-01-MO	1																																																																
ESPF3A00	PROTECTION A ASSY				1																																																																

BILL OF MATERIAL

PART NO	NAME	MATERIAL	TYPE	DESCRIPTION	Q'TY	WEIGHT
ESPF3A05	HOR FLANGE 2	SS304LN	PLATE	DWG NO.2702ED-M501-PF3-01-MO	1	
ESPF3A04	HOR FLANGE 1	SS304LN	PLATE	DWG NO.2702ED-M501-PF3-01-MO	1	
ESPF3A03	LWR FLANGE 1	SS304LN	PLATE	DWG NO.2702ED-M501-PF3-01-MO	1	
ESPF3A02	UPR FLANGE 1	SS304LN	PLATE	DWG NO.2702ED-M501-PF3-01-MO	1	
ESPF3A01	FEEDER TERMINAL 1	SS304LN	PLATE	DWG NO.2702ED-M501-PF3-01-MO	1	
ESPF3A00	PROTECTION A ASSY				1	

ITER THERMAL SHIELD MANUFACTURE

SFA

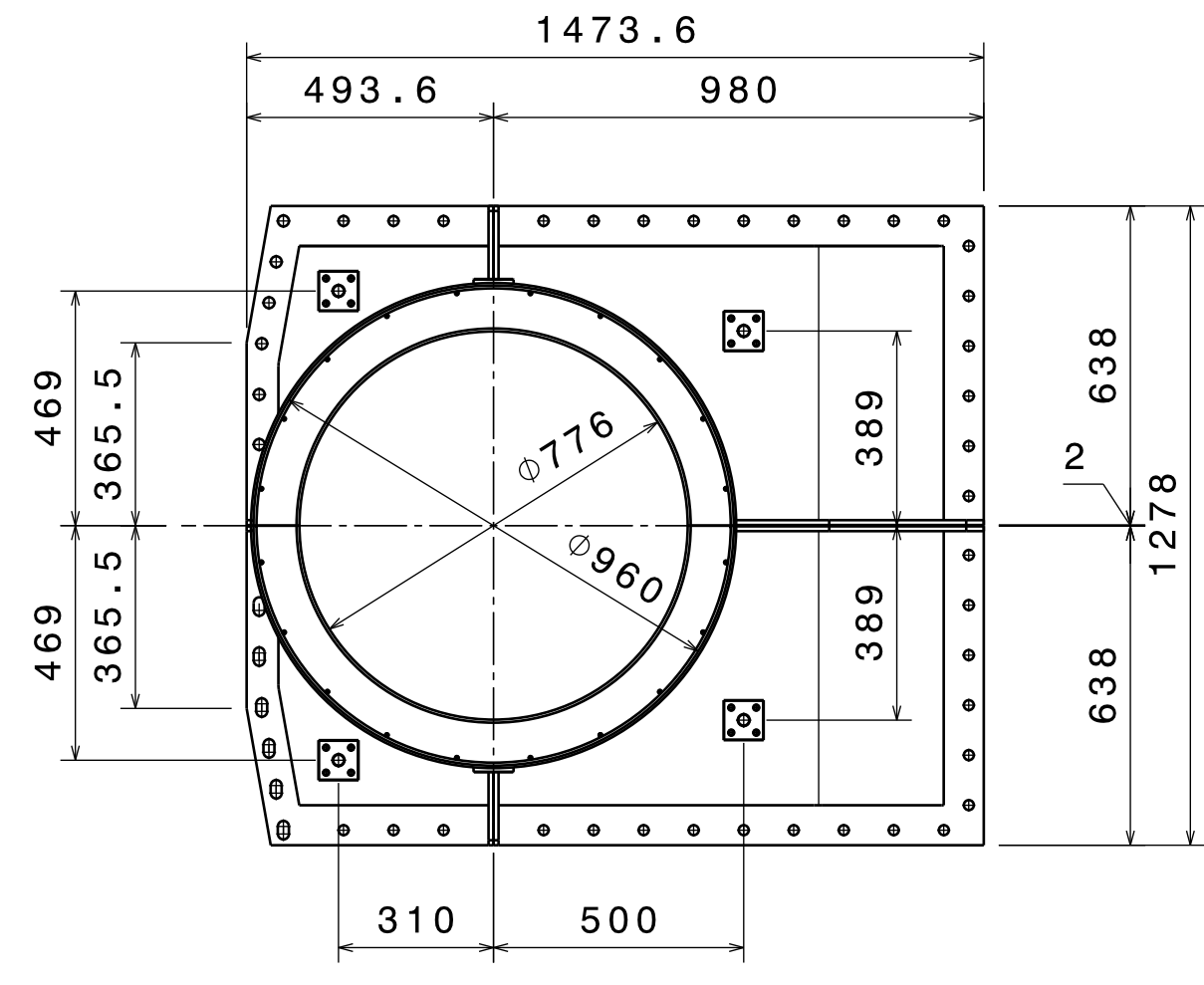
ITER KOREA

2702ES-M501-PF3-A1-MO

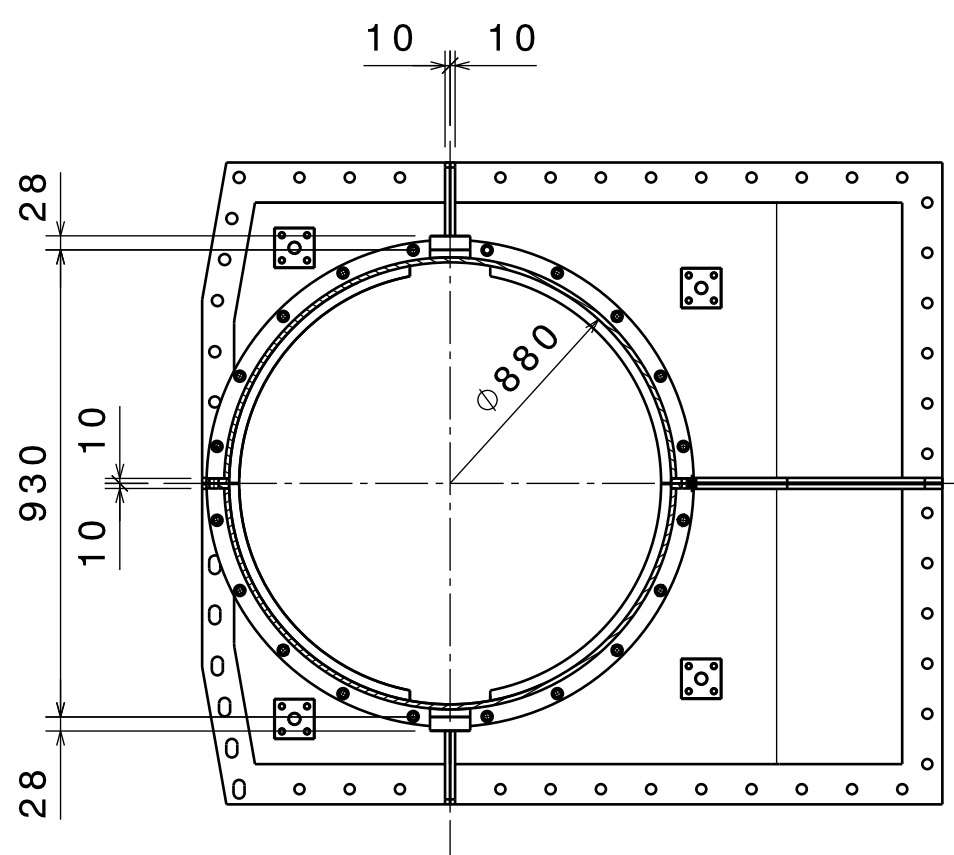
DATE: 03.03.17
 APPROVED BY: D.K. KANG
 CHECKED BY: K.W. NAM
 DATE: 20.02.17
 TITLE: EQUATORIAL CRYOSTAT THERMAL SHIELD
 ECTS PF3 FEEDER SHROUD
 ASSEMBLY DRAWING - 1/2
 DRAWING NUMBER: 2702ES-M501-PF3-A1-MO
 REVISION: -

TV664Y
 EUAEV8
 RELEASED BY: CORDIEJ
 APPROVED BY: WUS
 CHECKED BY: DOMBROI
 DRAWN BY: HERM
 SCALE: 1:15
 SHEET: 03
 SHEETS: 13
 DATE: 27.02.2013
 DRAWING NUMBER: 014213
 REVISION OR STATUS: --- C

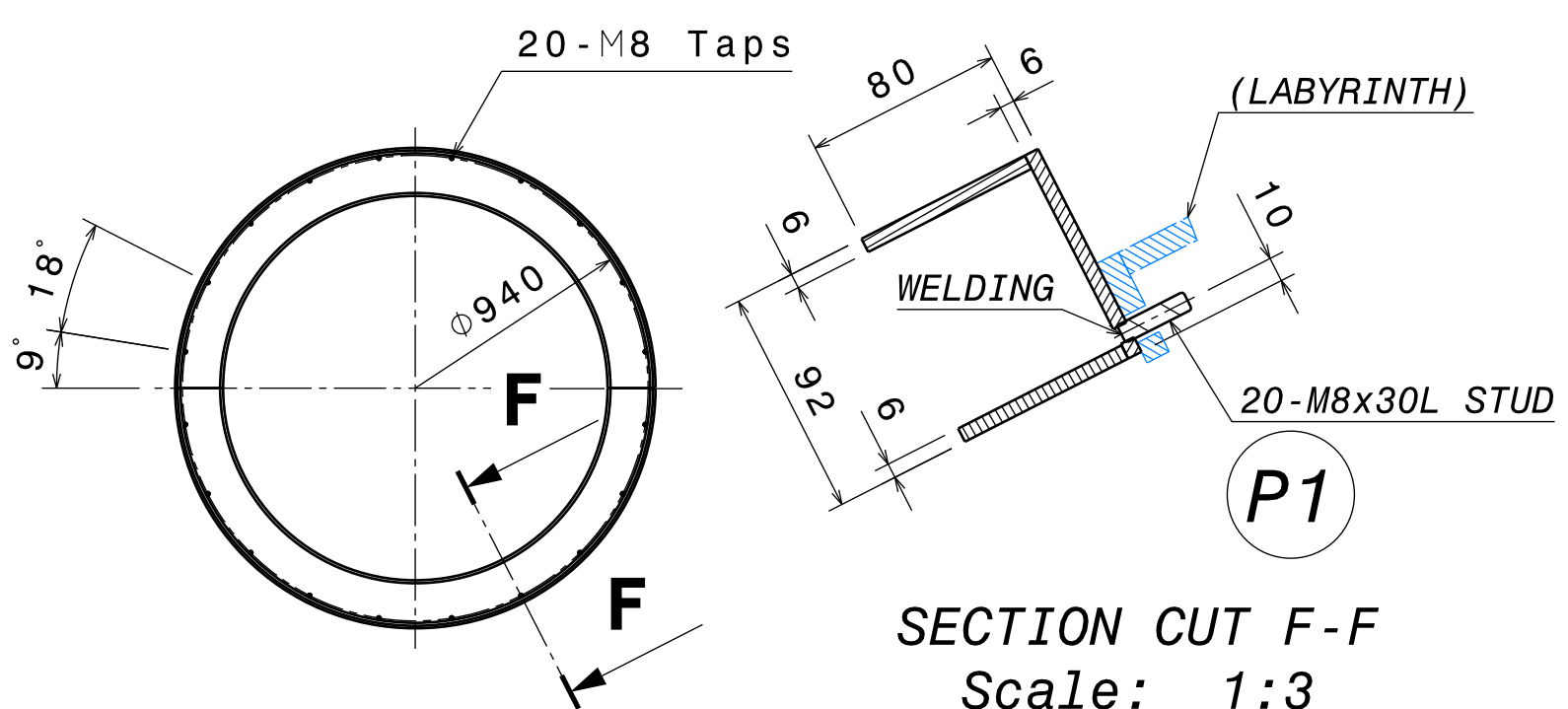
APPROVED BY: KANG D. DATE: 08 JUN 2020. INT. USAGE APP. Spac reservation for the banner



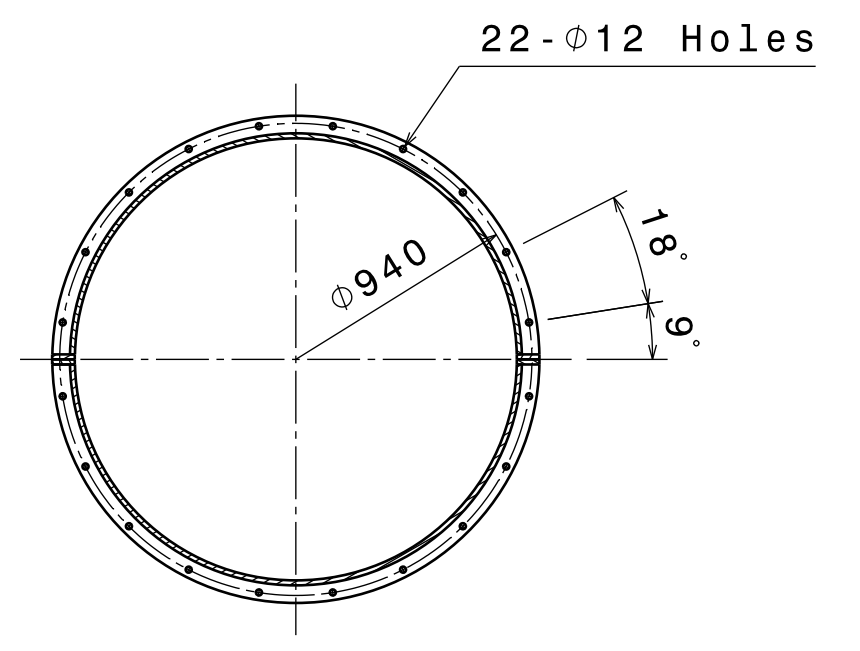
SECTION VIEW A-A



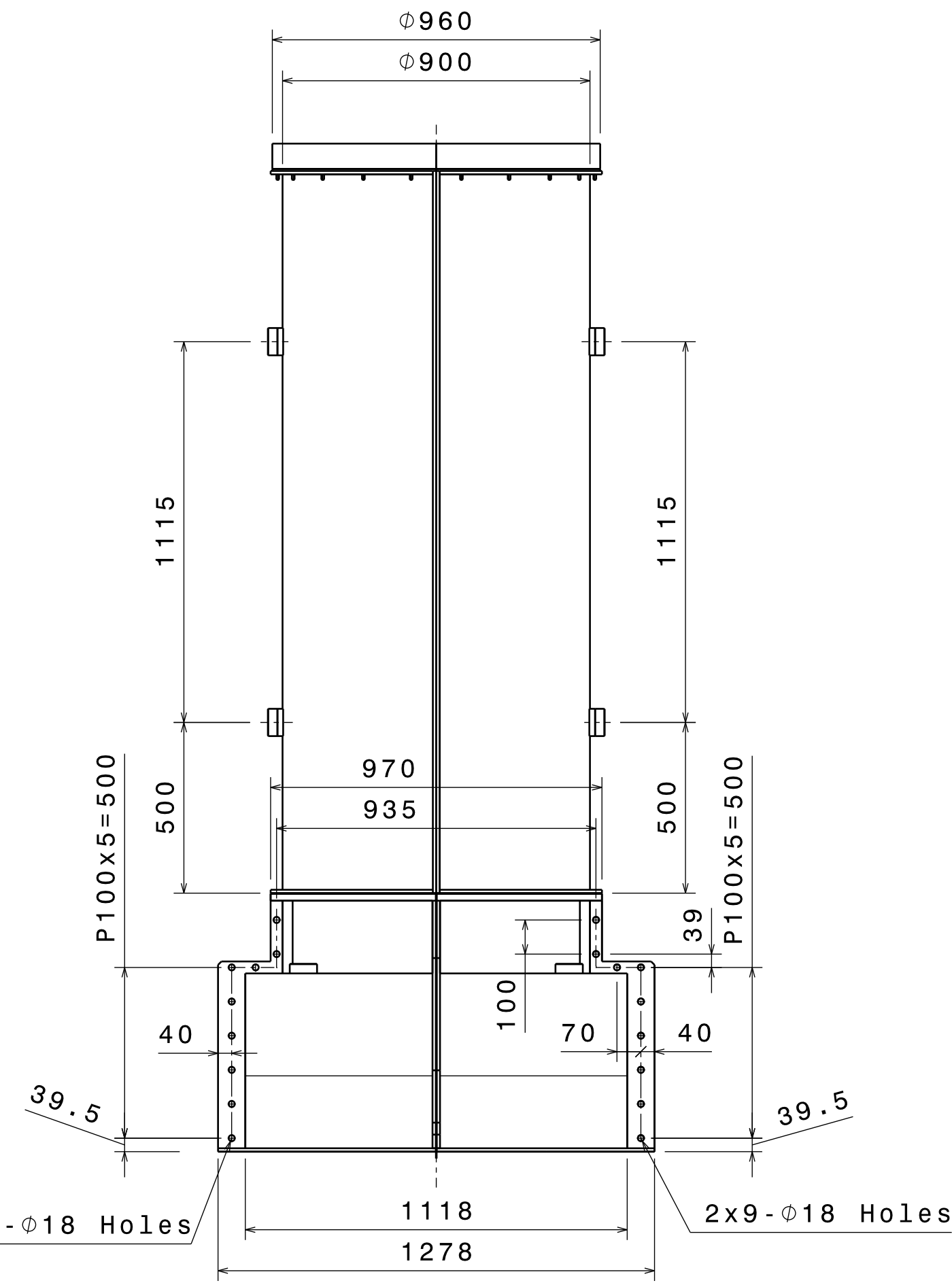
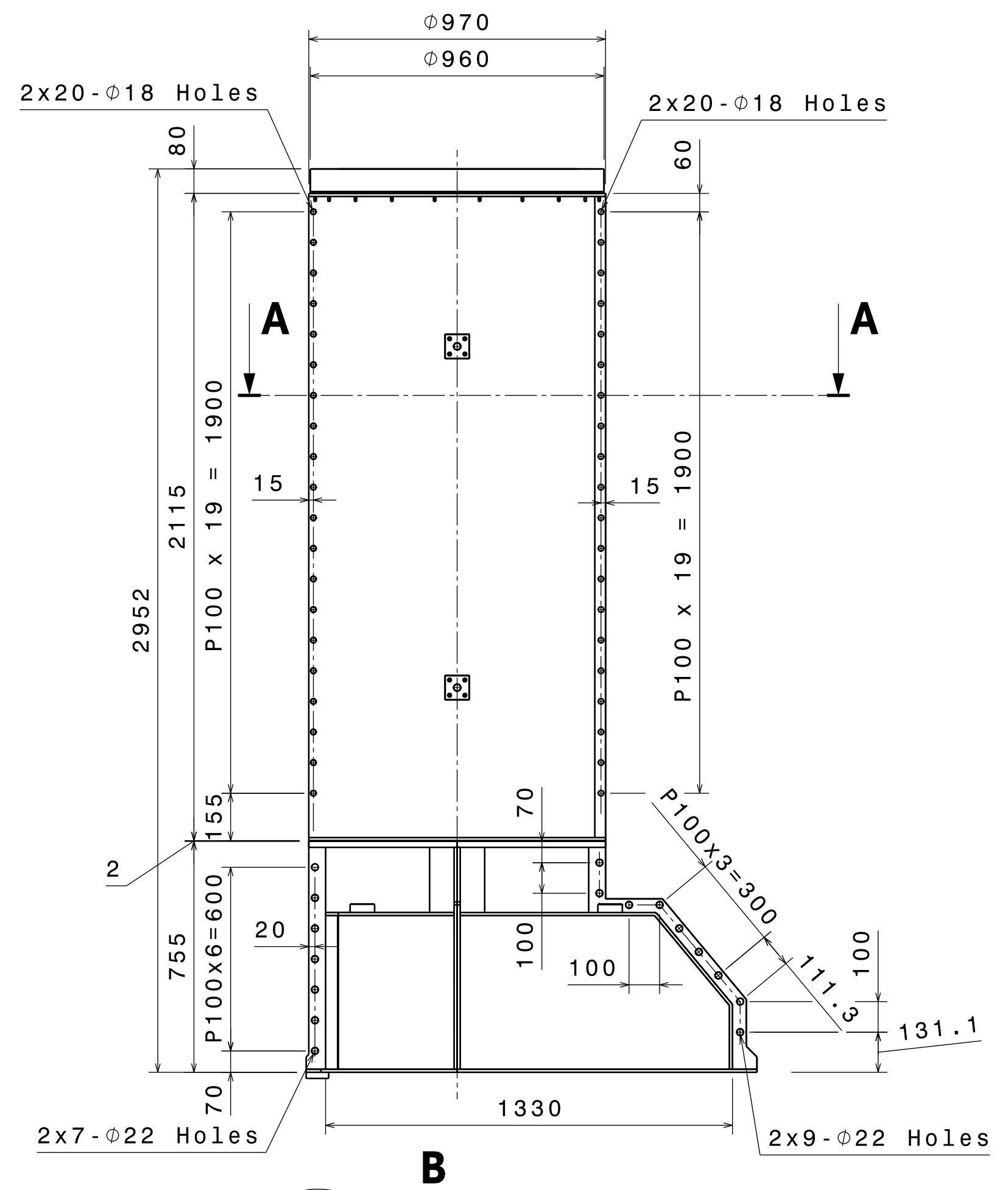
SECTION VIEW C-C
<LABYRINTH>



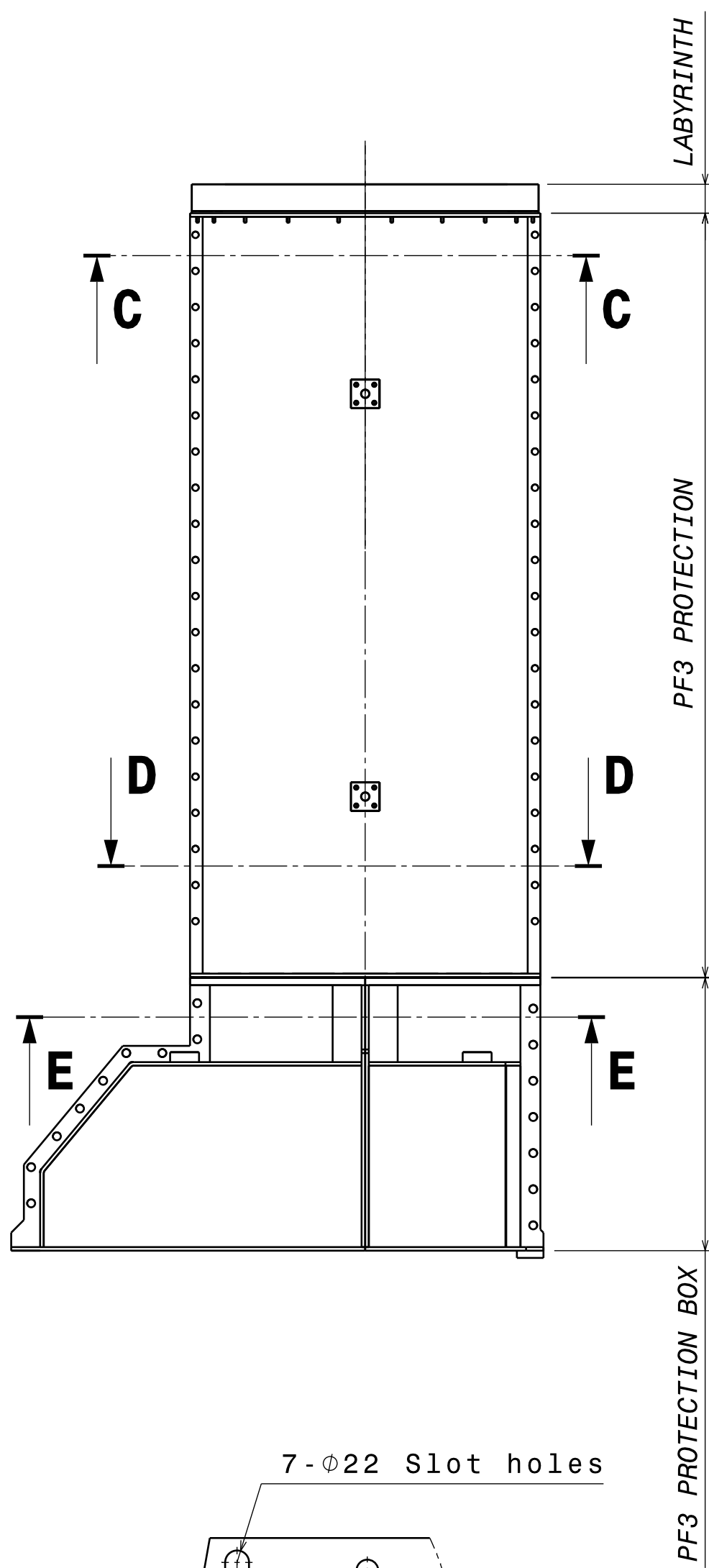
SECTION CUT F-F
Scale: 1:3



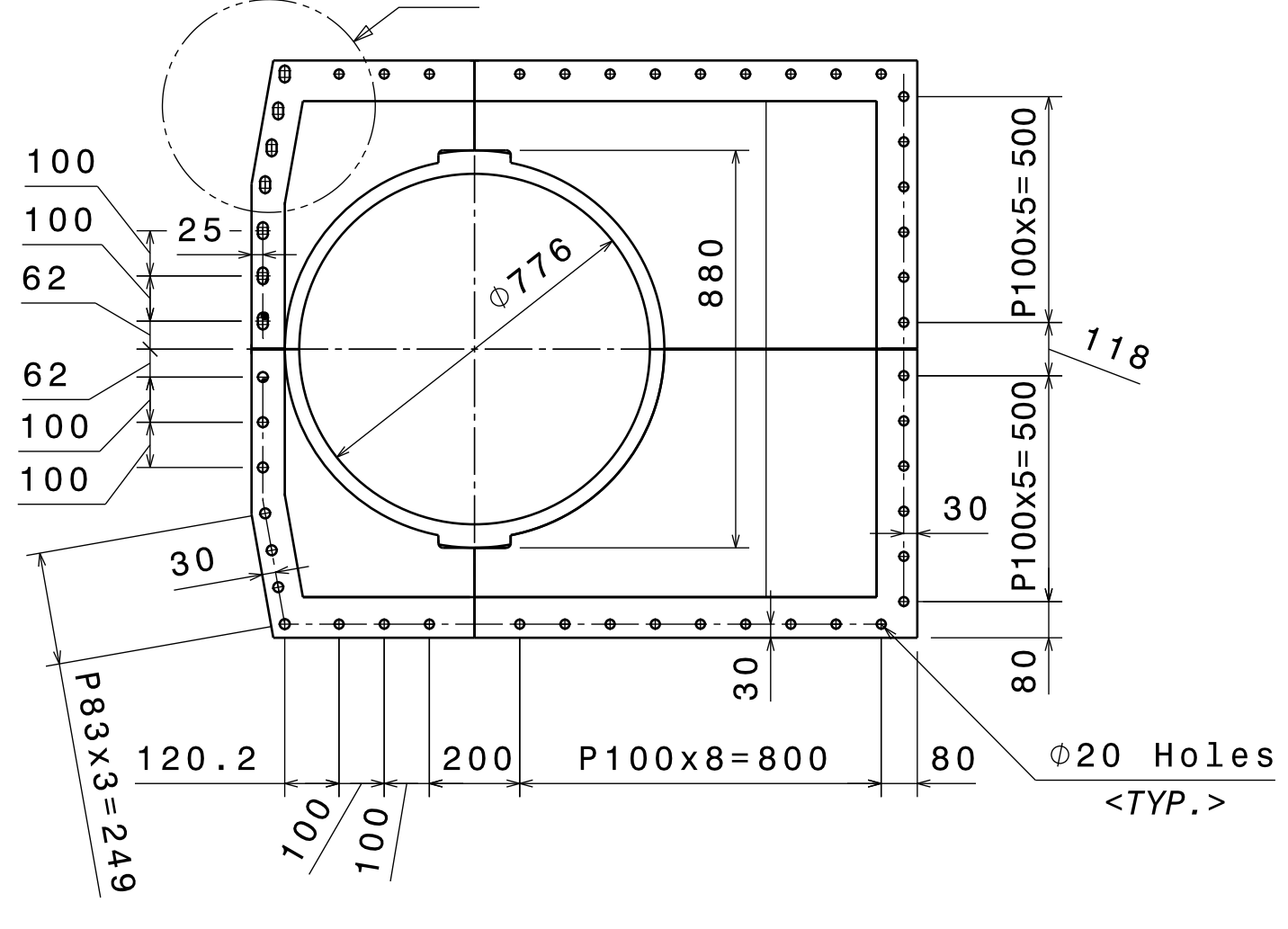
SECTION VIEW C-C
<PF3 PROTECTION UPR FLANGES>



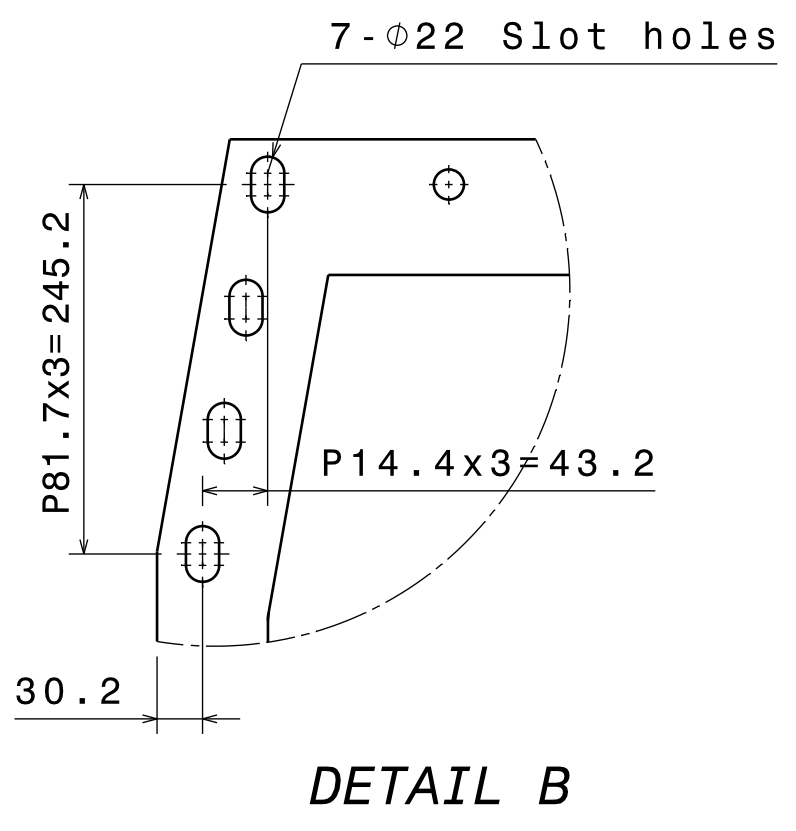
SECTION VIEW D-D
<PF3 PROTECTION LWR FLANGES>



SECTION VIEW E-E
<PF3 PROTECTION BOX FLANGES>




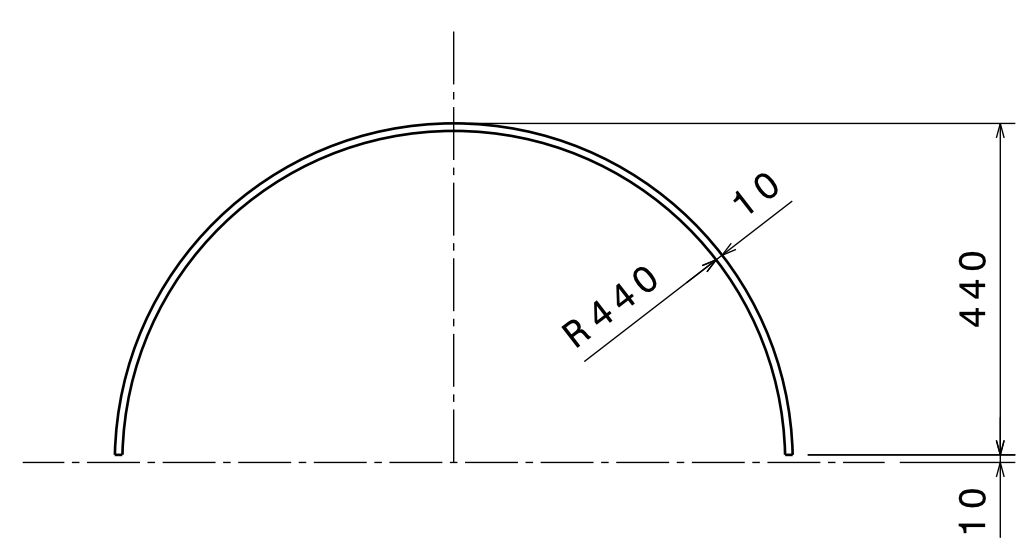
PF3 FEEDER SHROUD ASSEMBLY



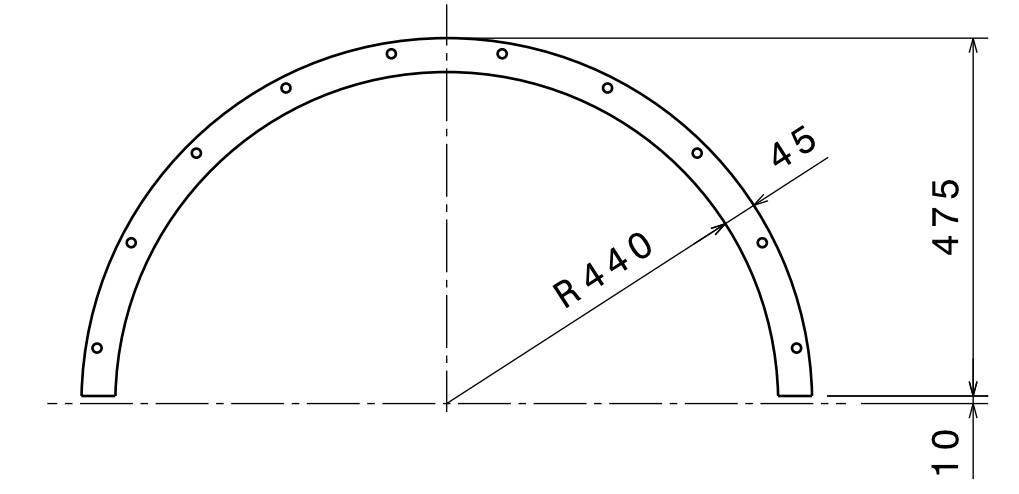
DETAIL B

PART NO	NAME	MATERIAL	TYPE	DESCRIPTION	Q'TY	WEIGHT
P1	STUD WELD BOLT,N,PW	SS316,SS136L	PUR	M8 x 30L	20	
BILL OF MATERIAL						
APP	D. K. KANG	03.03.17	PROJECT	ITER THERMAL SHIELD MANUFACTURE		
CHK	K. W. NAM	20.02.17	TITLE	EQUATORIAL CRYOSTAT THERMAL SHIELD		
APP	K. O. KANG	20.02.17	ECTS PF3 FEEDER SHROUD	SFA		
CHK	Y. K. KANG	17.02.17	ASSEMBLY DRAWING - 2/2	iter KOREA		
APP	K. S. LIM	31.01.17	DRAWING NUMBER	2702ES-M501-PF3-A2-M0		
CHK	S. M. PARK	23.01.17	REVISION	-		
DRW DOC ID	TV664Y	RELEASED BY	ITER Organization			
LINKED REV5 PT ID	EUAEV8	APPROVED BY	CORDIEJ			
PBS TITLE	Thermal Shields Equatorial TS	CHECKED BY	WUS			
ECTS Feeder Shroud		CONTROLLED BY	DOMBROI			
REV DATE	06 Mar 17	PT MATURITY PT VERSION	HERN			
SHEET FORMAT	A1	SCALE	1:15			
THIRD ANGLE PROJECTION		SHEET	04			
		PBS 3 LEVELS	13			
		DRAWING NUMBER	27.02.EF			
		REVISION DR STATUS	014213			

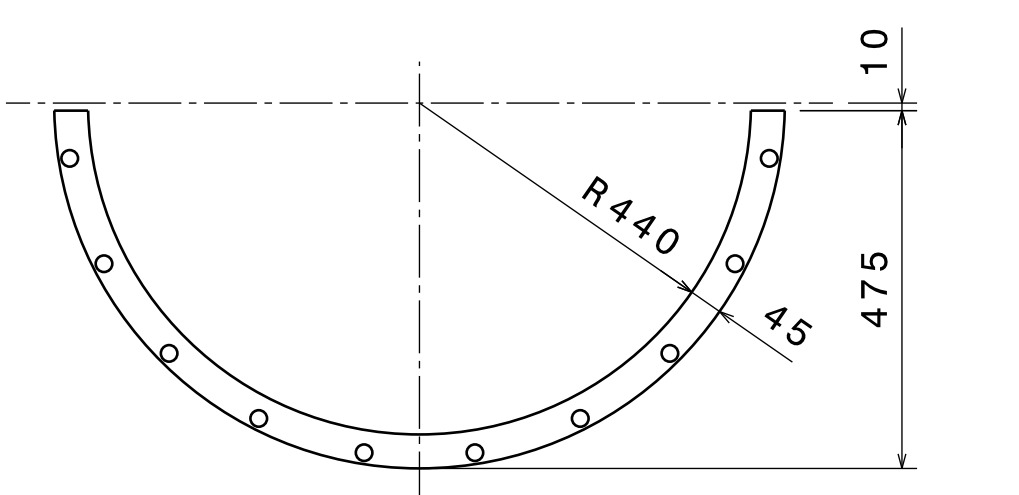
			C			



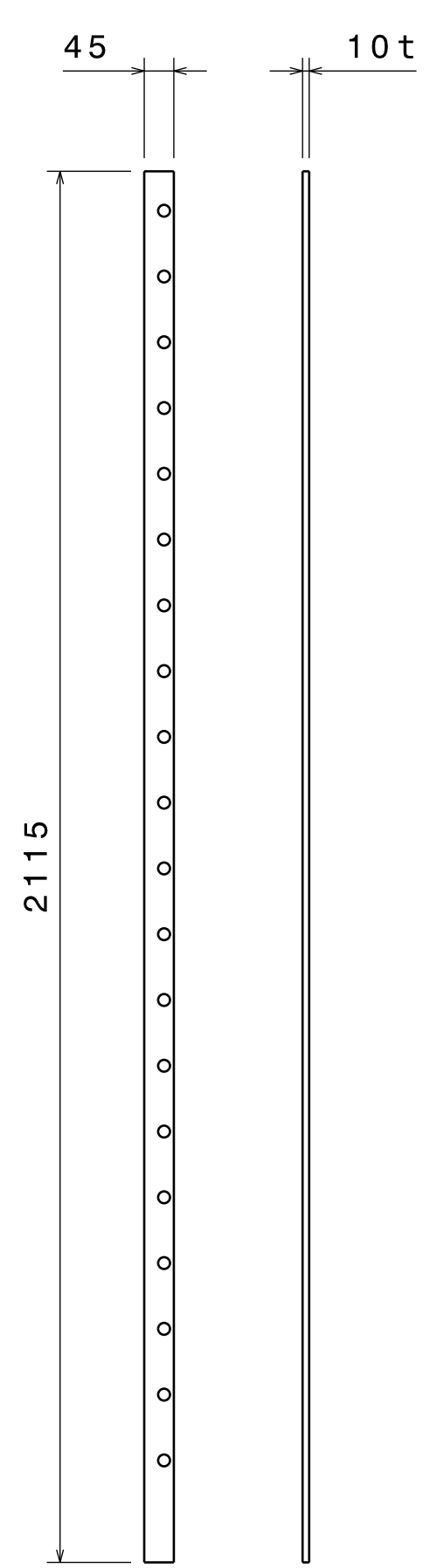
FEEDER TERMINAL 1 / 2



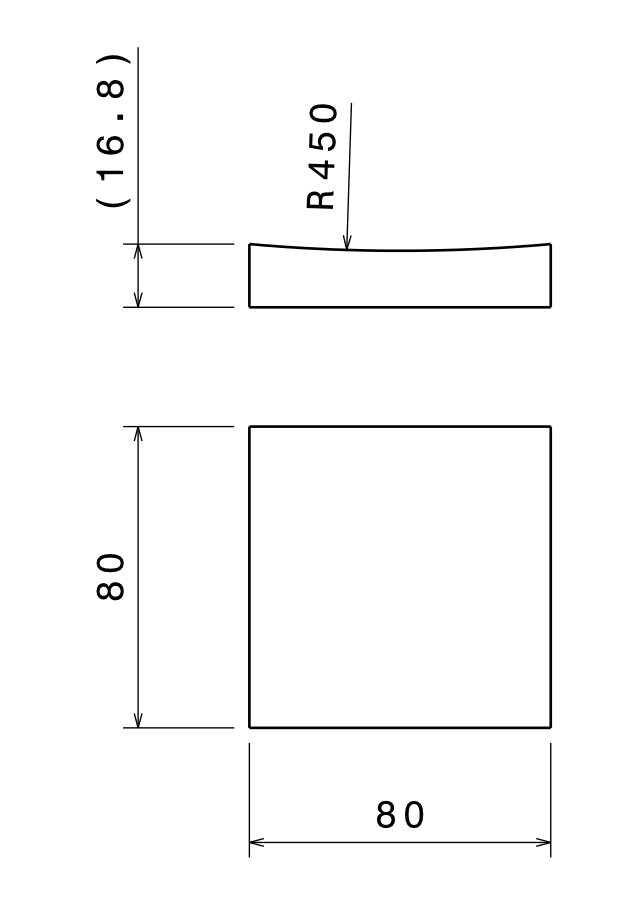
UPR FLANGE 1 / 2



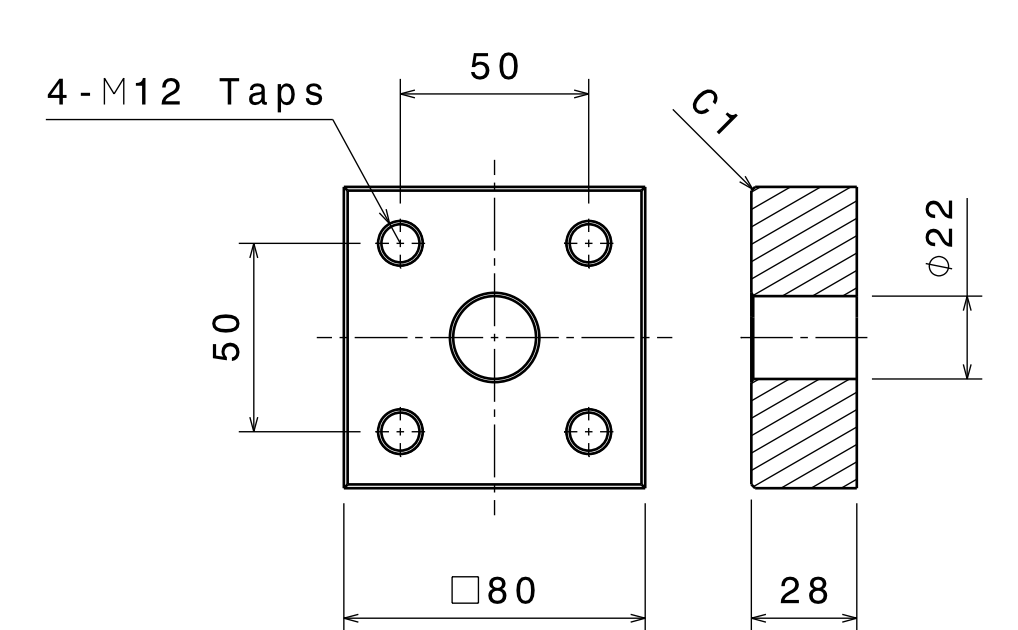
LWR FLANGE 1 / 2



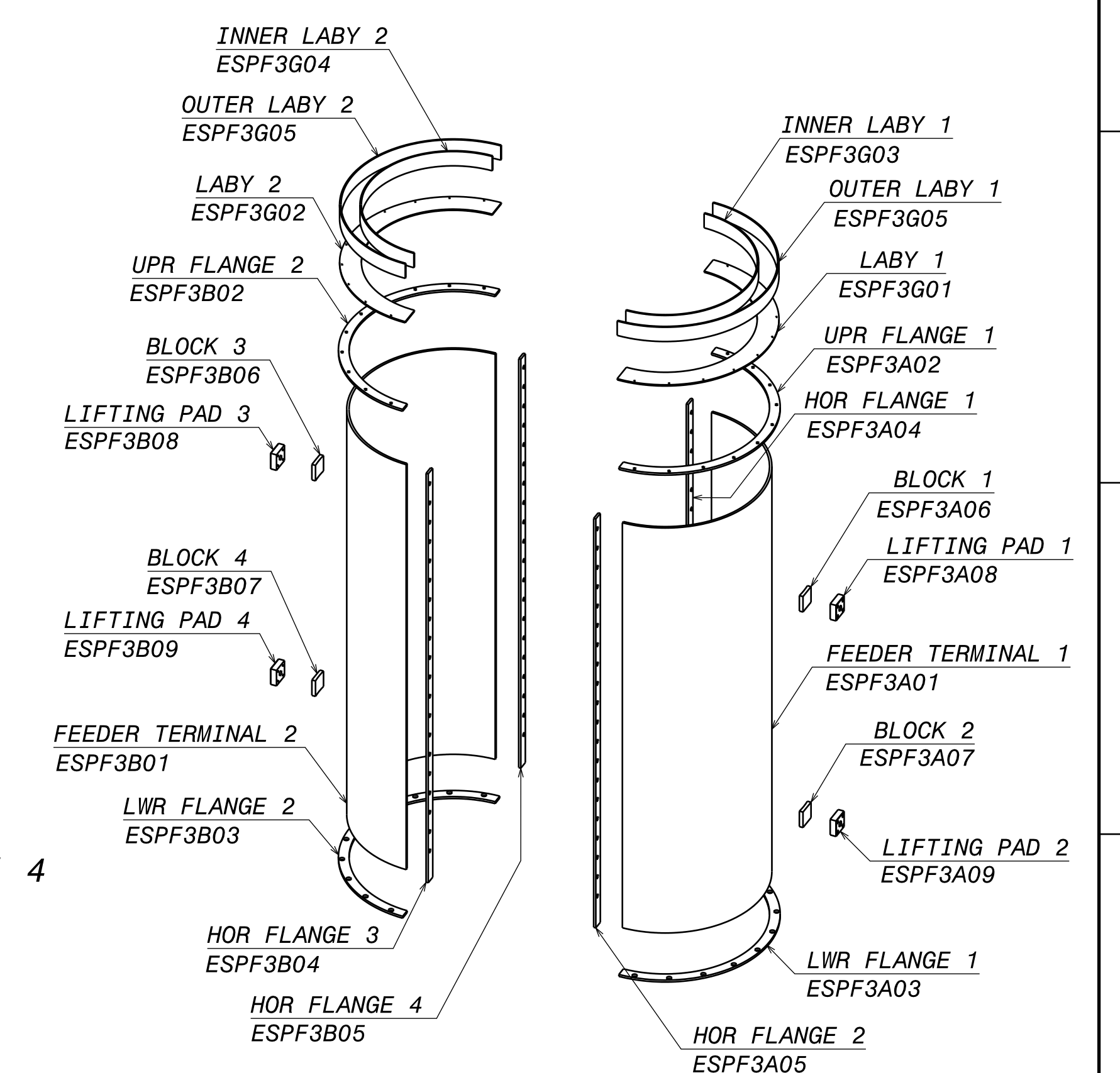
HOR FLANGE 1 / 2 / 3 / 4



BLOCK 1 / 2 / 3 / 4
Scale: 1:2



LIFTING PAD 1 / 2 / 3 / 4
Scale: 1:2

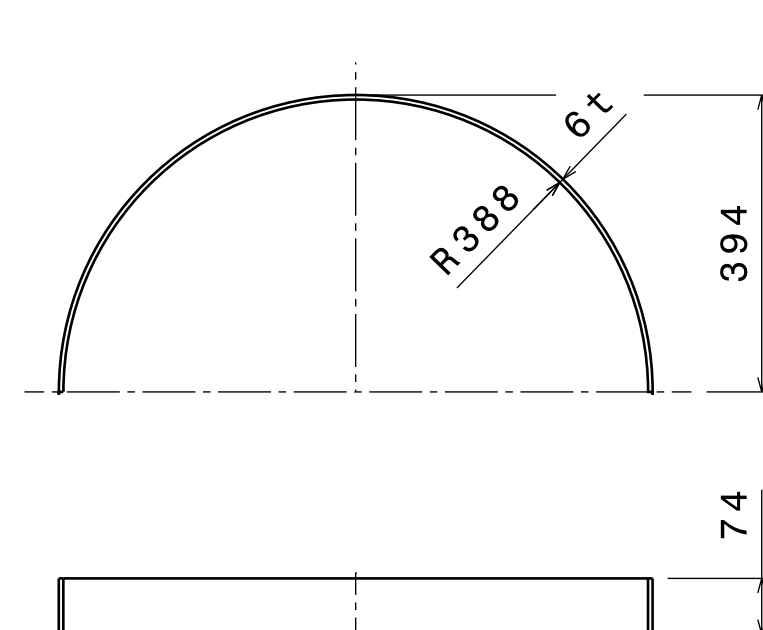


ISOMETRIC VIEW
Scale: 1:20

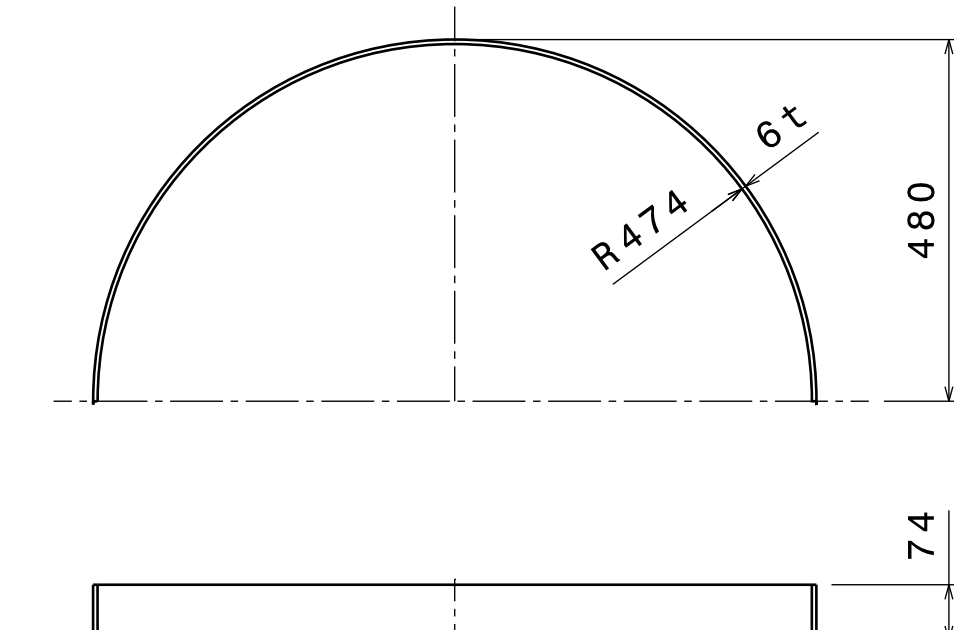
PART NO	NAME	MATERIAL	TYPE	DESCRIPTION	Q'TY	WEIGHT
ESPF3G06	OUTER LABY 2	SS304LN	PLATE	74x480x960	1	
ESPF3G05	OUTER LABY 1	SS304LN	PLATE	74x480x960	1	
ESPF3G04	INNER LABY 2	SS304LN	PLATE	74x394x788	1	
ESPF3G03	INNER LABY 1	SS304LN	PLATE	74x394x788	1	
ESPF3G02	LABY 2	SS304LN	PLATE	6x480x960	1	
ESPF3G01	LABY 1	SS304LN	PLATE	6x480x960	1	
ESPF3B09	LIFTING PAD 4	SS304LN	PLATE	28x80x80	1	
ESPF3B08	LIFTING PAD 3	SS304LN	PLATE	28x80x80	1	
ESPF3B07	BLOCK 4	SS304LN	PLATE	16.8x80x80	1	
ESPF3B06	BLOCK 3	SS304LN	PLATE	16.8x80x80	1	
ESPF3B05	HOR FLANGE 4	SS304LN	PLATE	10x45x2115	1	
ESPF3B04	HOR FLANGE 3	SS304LN	PLATE	10x45x2115	1	
ESPF3B03	LWR FLANGE 2	SS304LN	PLATE	10x475x970	1	
ESPF3B02	UPR FLANGE 2	SS304LN	PLATE	10x475x970	1	
ESPF3B01	FEEDER TERMINAL 2	SS304LN	PLATE	16.8x80x80	1	
ESPF3A09	LIFTING PAD 2	SS304LN	PLATE	28x80x80	1	
ESPF3A08	LIFTING PAD 1	SS304LN	PLATE	28x80x80	1	
ESPF3A07	BLOCK 2	SS304LN	PLATE	16.8x80x80	1	
ESPF3A06	BLOCK 1	SS304LN	PLATE	16.8x80x80	1	
ESPF3A05	HOR FLANGE 2	SS304LN	PLATE	10x45x2115	1	
ESPF3A04	HOR FLANGE 1	SS304LN	PLATE	10x45x2115	1	
ESPF3A03	LWR FLANGE 1	SS304LN	PLATE	10x475x970	1	
ESPF3A02	UPR FLANGE 1	SS304LN	PLATE	10x475x970	1	
ESPF3A01	FEEDER TERMINAL 1	SS304LN	PLATE	440x900x2095	1	

BILL OF MATERIAL						
APP	D.K. KANG	03.03.17	PROJECT	ITER THERMAL SHIELD MANUFACTURE		
CHK	K.W. NAM	20.02.17	ITER THERMAL SHIELD MANUFACTURE	SFA		
DRW			TITLE	EQUATORIAL CRYOSTAT THERMAL SHIELD		
CHK	K.O. KANG	20.02.17	ECTS PF3 FEEDER SHROUD	iter KOREA		
APP	Y.K. KANG	17.02.17	DETAIL OF PROTECTION & LABY	iter		
CHK	K.S. LIM	31.01.17	DRAWING NUMBER	2702ES-M501-PF3-01-M0		
DRW	S.M. PARK	23.01.17	REVISION	-		
DRW DOC ID	TV664Y	RELEASED BY	ITER Organization			
LINKED REV5 PT ID	EUAEV8	APPROVED BY	CORDIEJ			
PBS TITLE	Thermal Shields Equatorial TS ECTS Feeder Shroud		WUS	iter		
CHK	DOMBROI		DRAWING TITLE			
REV DATE	PT MATURIT	PT VERSION	ECTS PF3 FEEDER SHROUD_DRW			
06 Mar 17	MD	---	ECTS PF3 FEEDER SHROUD			
SHEET FORMAT	SCALE	PT STATUS	DRAWN BY			
A1	1:10	C	PARKS6			
THIRD ANGLE PROJECTION	SHEET NO		PBS 3 LEVELS	DRAWING NUMBER		
	05		13	27.02.EF 014213		

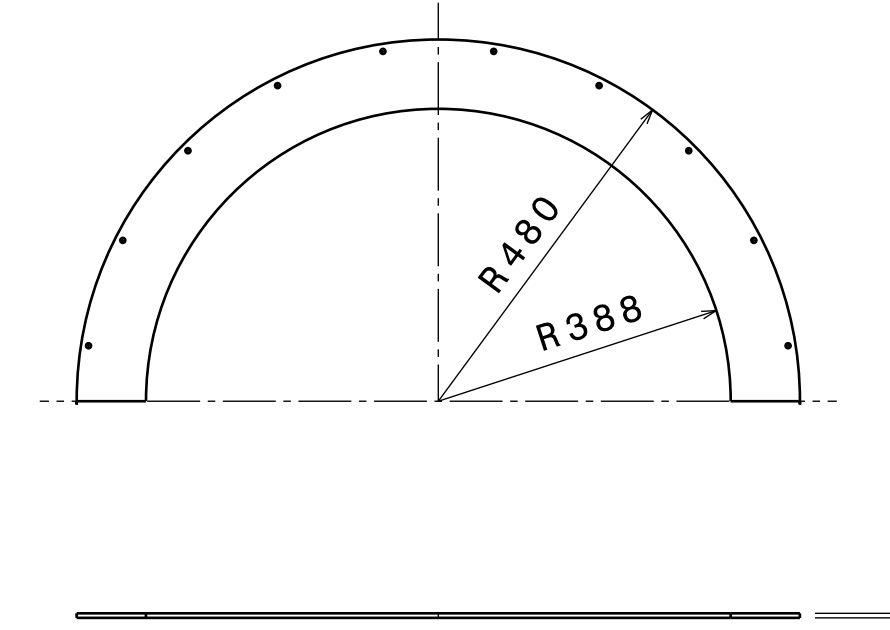
				C		



INNER LABY 1 / 2

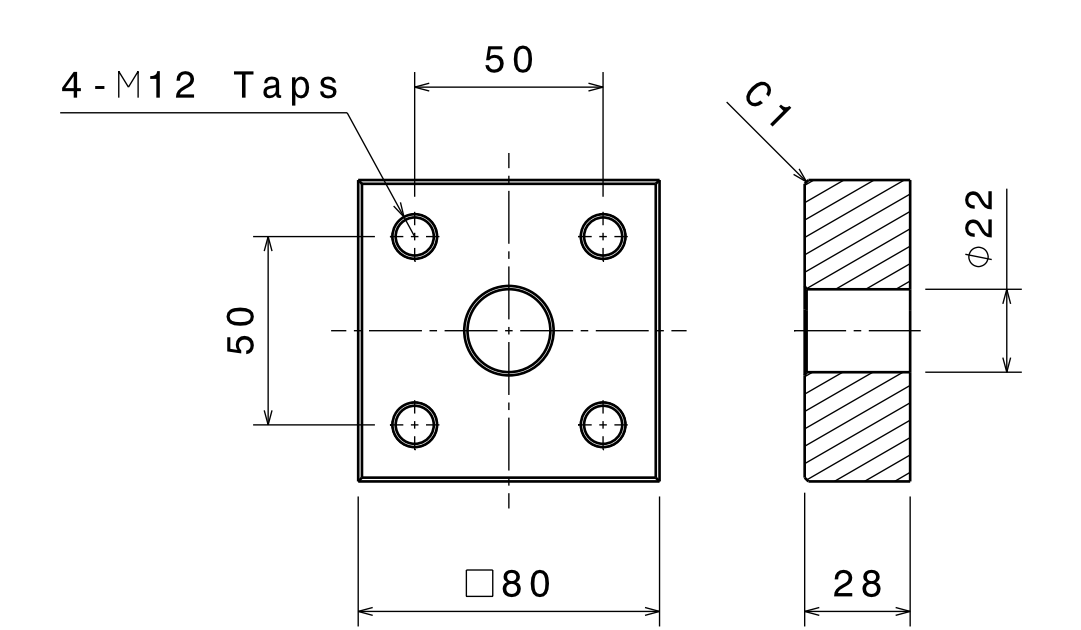
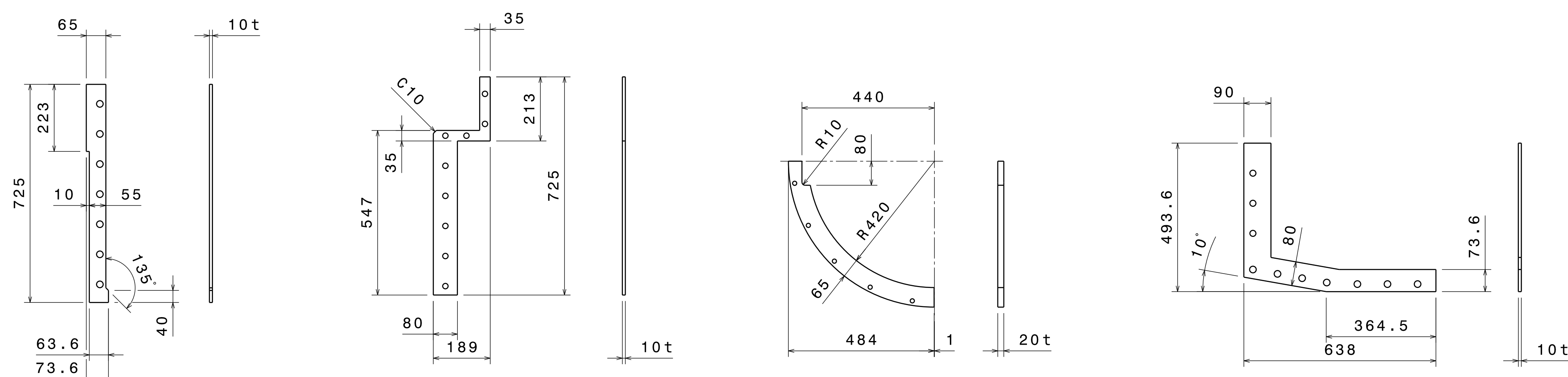
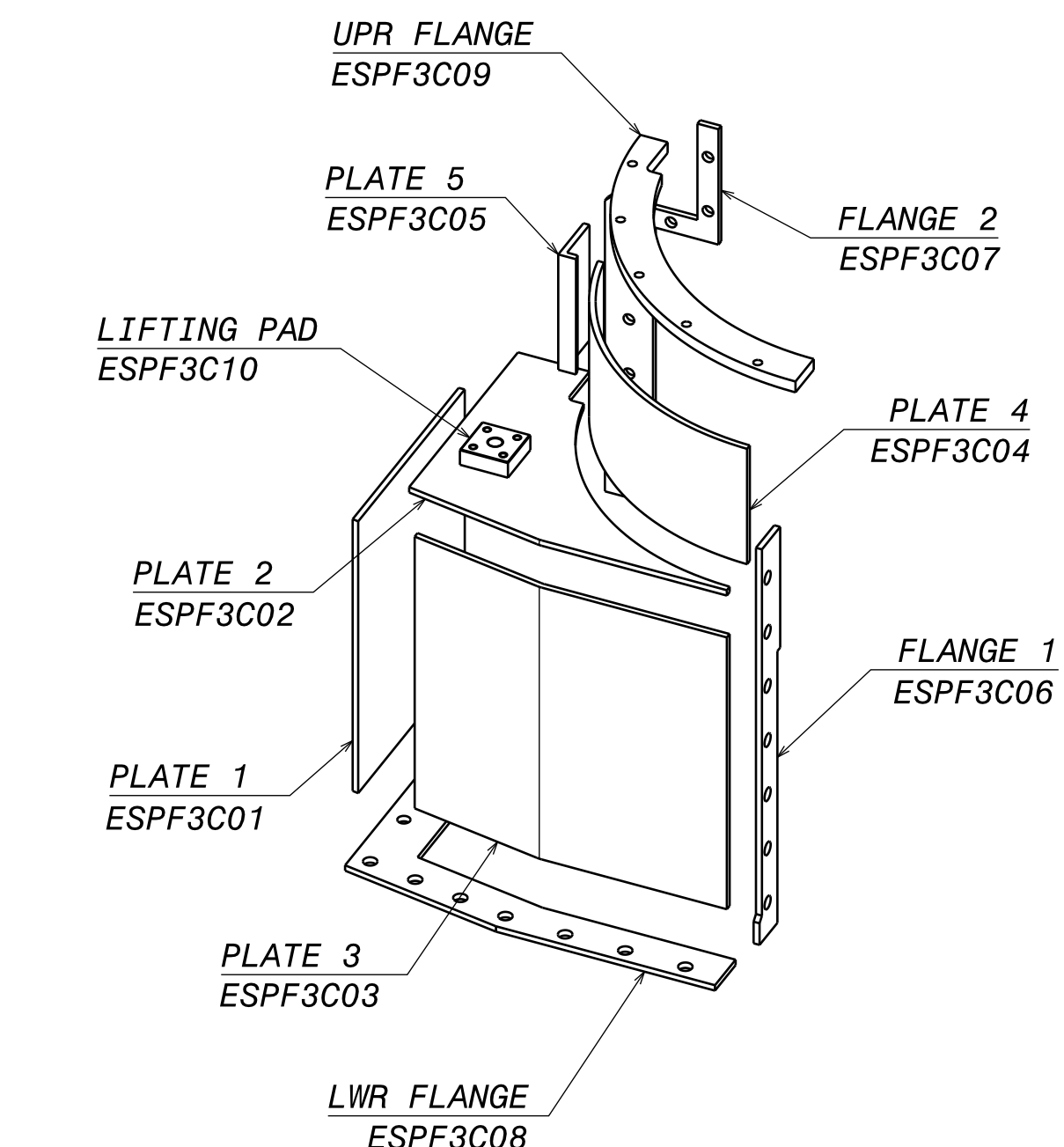
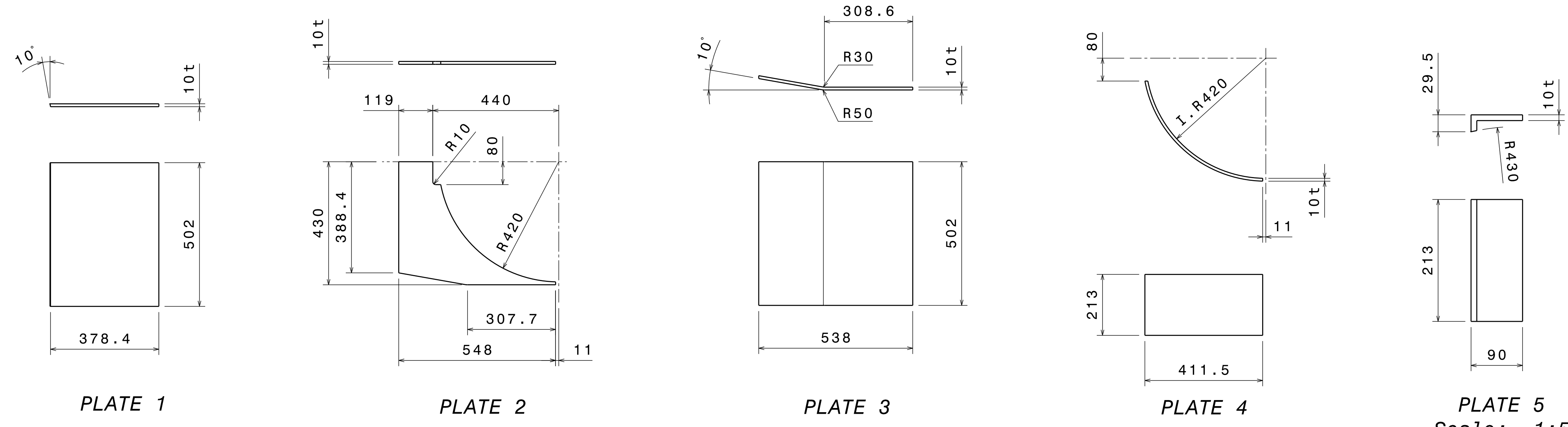


OUTER LABY 1 / 2



LABY 1 / 2

APPROVED BY: KANG D. DATE: 08 JUN 2020. INT. USAGE APP. :
 SPACE RESERVATION FOR THE BANNER



PART NO	NAME	MATERIAL	TYPE	DESCRIPTION	Q'TY	WEIGHT
ESPF3C10	LIFTING PAD	SS304LN	PLATE	28x80x80	1	
ESPF3C09	UPR FLANGE	SS304LN	PLATE	20x484x485	1	
ESPF3C08	LWR FLANGE	SS304LN	PLATE	10x493.6x638	1	
ESPF3C07	FLANGE 2	SS304LN	PLATE	10x189x725	1	
ESPF3C06	FLANGE 1	SS304LN	PLATE	10x73.6x725	1	
ESPF3C05	PLATE 5	SS304LN	PLATE	29.5x90x213	1	
ESPF3C04	PLATE 4	SS304LN	PLATE	213x349.9x411.5	1	
ESPF3C03	PLATE 3	SS304LN	PLATE	10x430x548	1	
ESPF3C02	PLATE 2	SS304LN	PLATE	50x502x538	1	
ESPF3C01	PLATE 1	SS304LN	PLATE	10x380.2x502	1	

BILL OF MATERIAL						
APP	DATE	PROJECT				
D.K. KANG	03.03.17	ITER THERMAL SHIELD MANUFACTURE				
K.W. NAM	20.02.17					
TITLE			SFA			
EQUATORIAL CRYOSTAT THERMAL SHIELD			iter KOREA			
K.O. KANG	20.02.17	ECTS PF3 FEEDER SHROUD				
Y.K. KANG	17.02.17	DETAIL OF FRONT LEFT BOX				
K.S. LIM	31.01.17	DRAWING NUMBER	REVISION			
S.M. PARK	23.01.17	2702ES-M501-PF3-02-M0	-			
DRW DOC ID	TV664Y	RELEASED BY	ITER Organization			
LINKED REV PT ID	EUAEV8	APPROVED BY	CORDIEJ			
PDS TITLE			WUS			
Thermal Shields			DOMBROI			
Equatorial TS						
ECTS Feeder Shroud			DRAWING TITLE			
			ECTS PF3 FEEDER SHROUD_DRW			
REV DATE	PT MATURIT	PT VERSION	DRAWN BY			
06 Mar 17	MD	---	HERN			
SHEET FORMAT			DRAWN BY			
A1			PARKS6			
THIRD ANGLE PROJECTION			DRAWING NUMBER			
			014213			
			REVISION DR STATUS			

			C			

LIFTING PAD 1 / 2 / 3 / 4
Scale: 1:2

ID: 20200617-17:00:00 STATUS: DA APPROVED BY: HER N. DATE: 08 JUN 2020
 ID: 20200617-17:00:00 STATUS: DA APPROVED BY: HER N. DATE: 08 JUN 2020
 ID: 20200617-17:00:00 STATUS: DA APPROVED BY: HER N. DATE: 08 JUN 2020

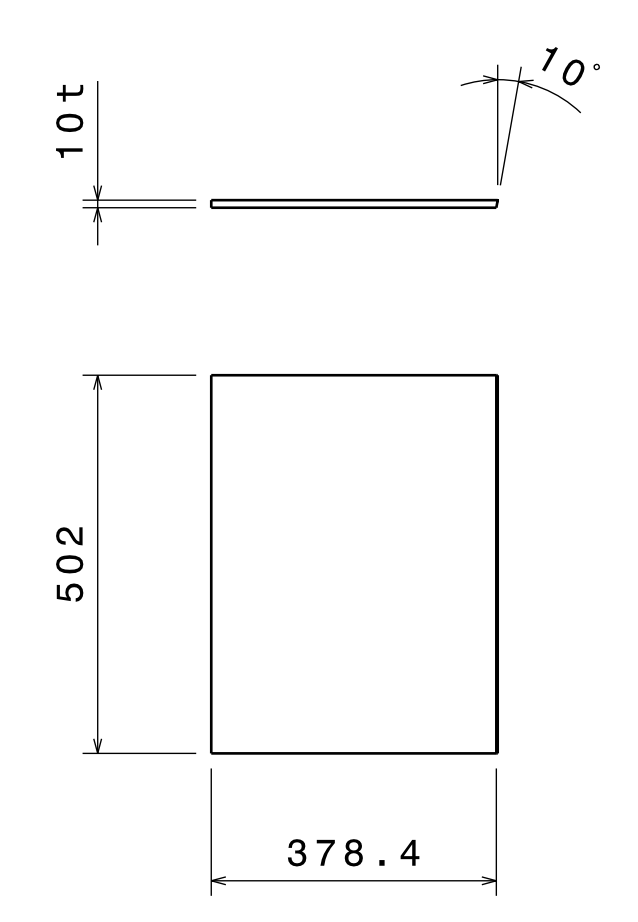


PLATE 1

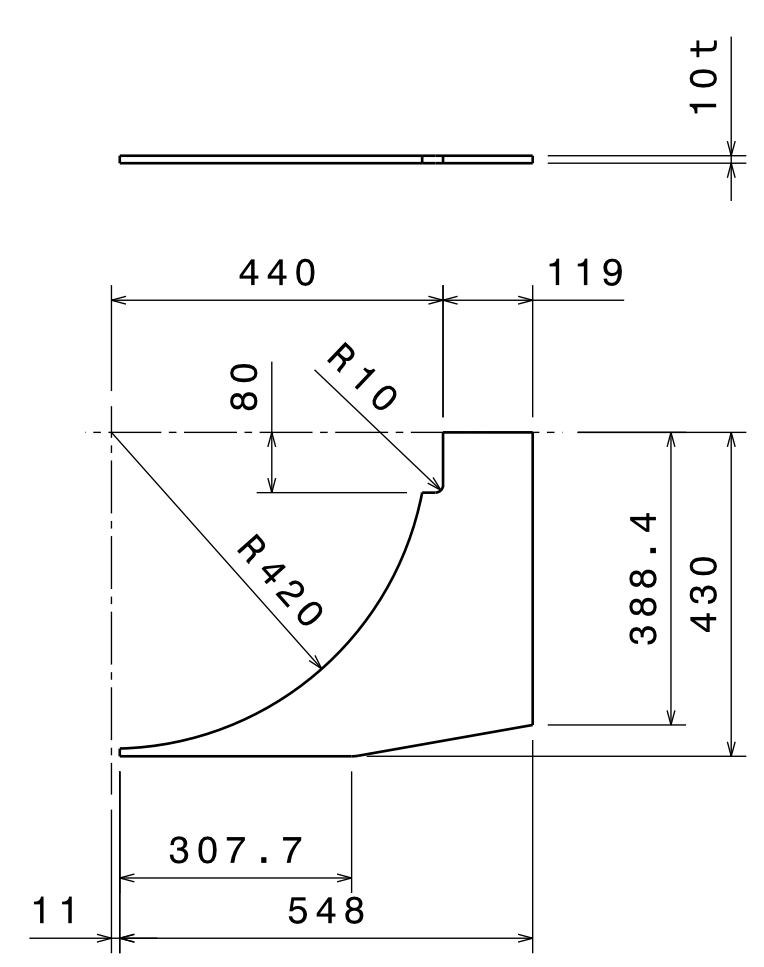


PLATE 2

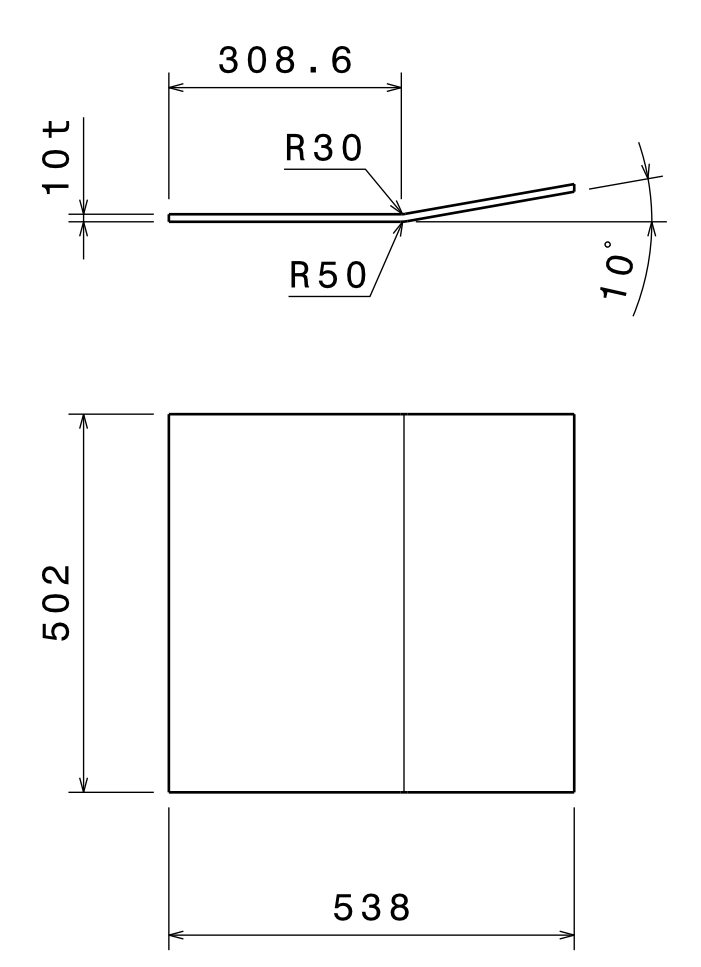


PLATE 3

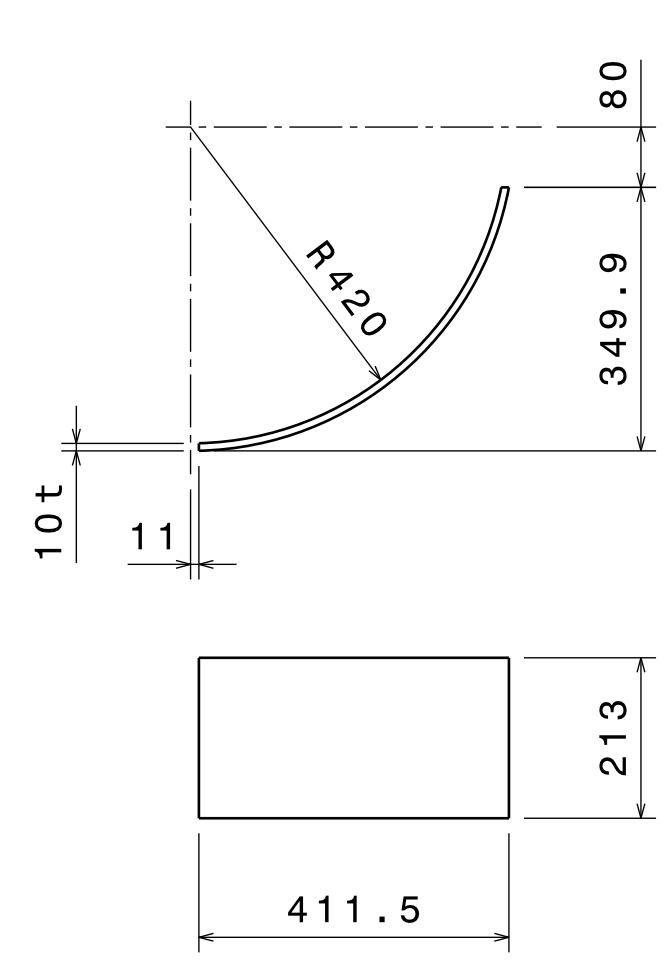


PLATE 4

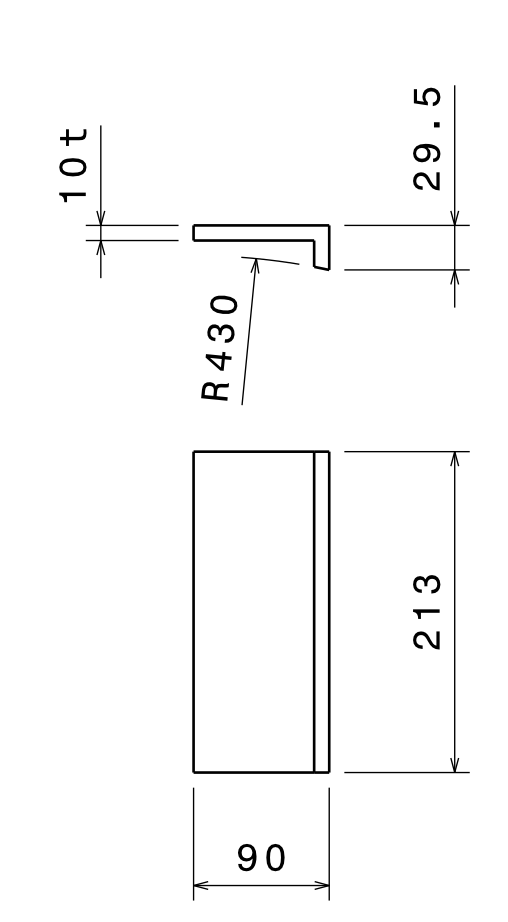
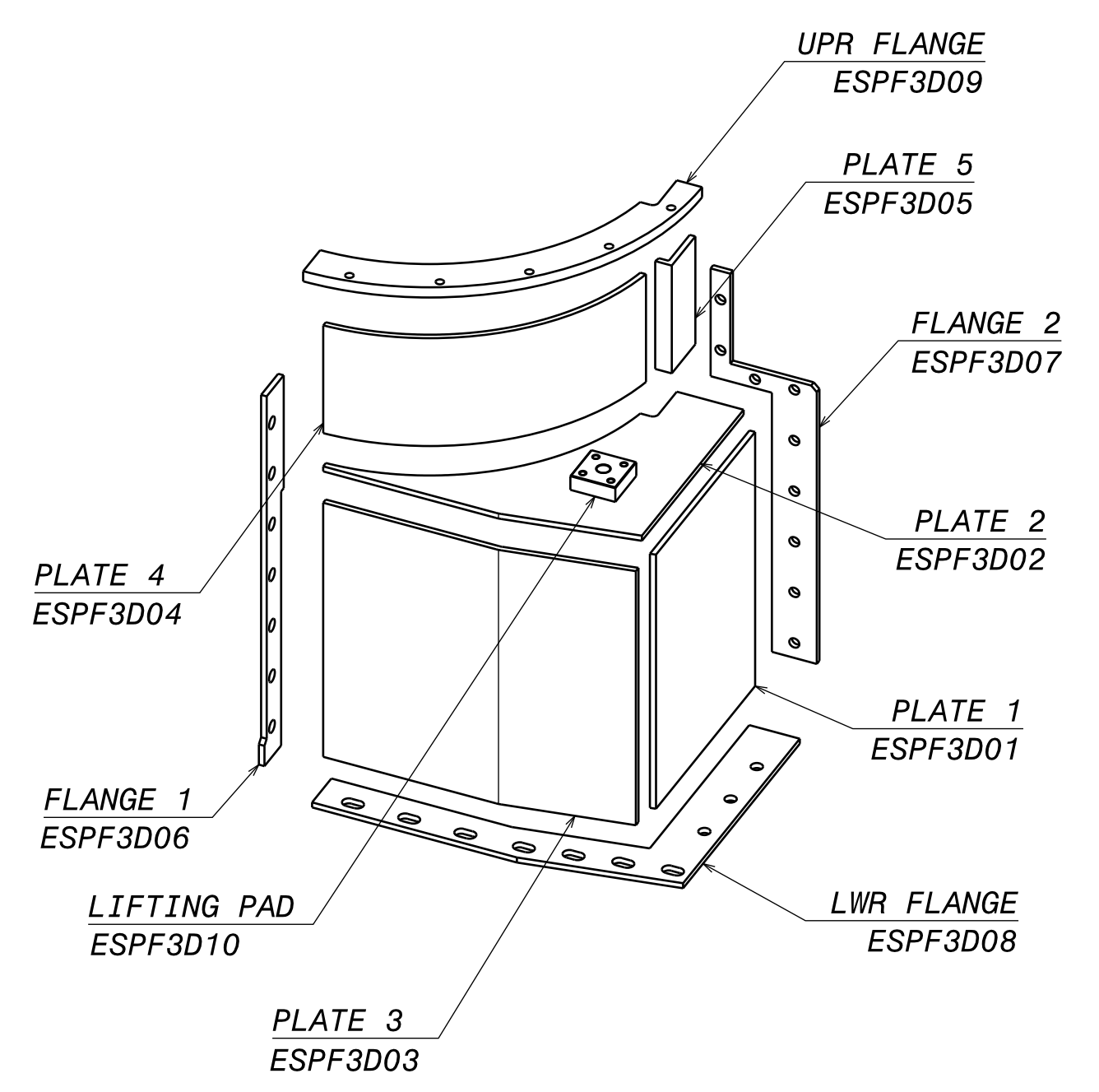
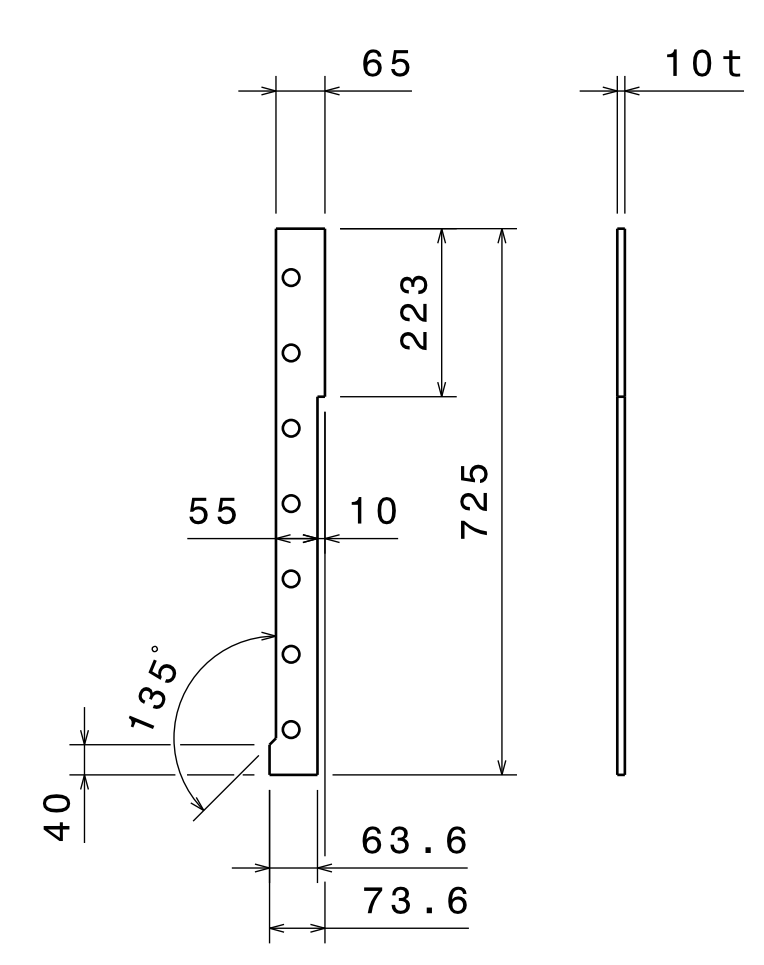


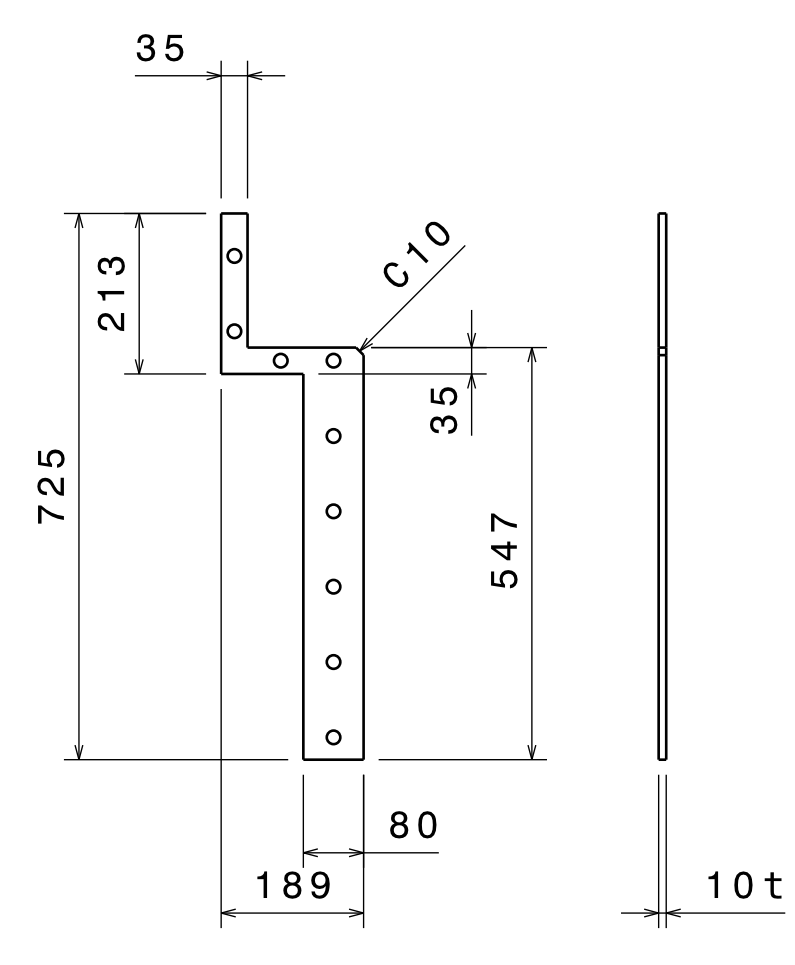
PLATE 5
Scale: 1:5



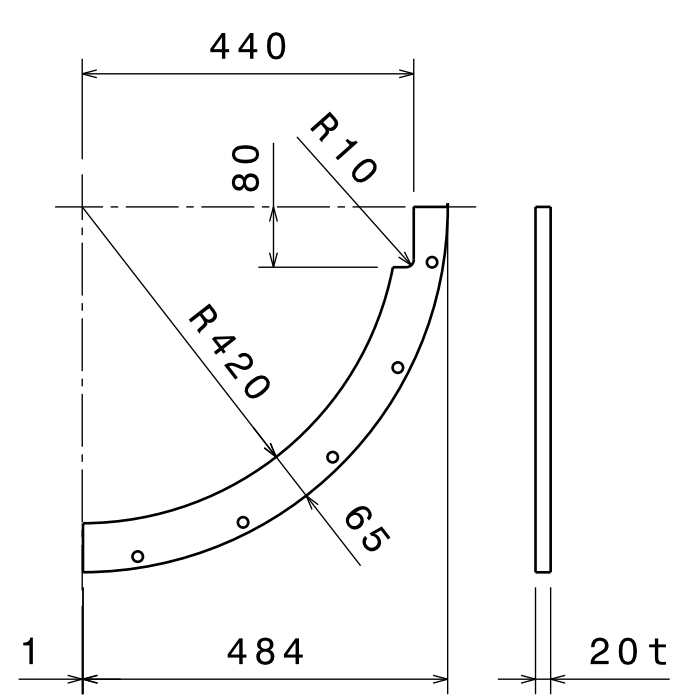
ISOMETRIC VIEW
Scale: 1:10



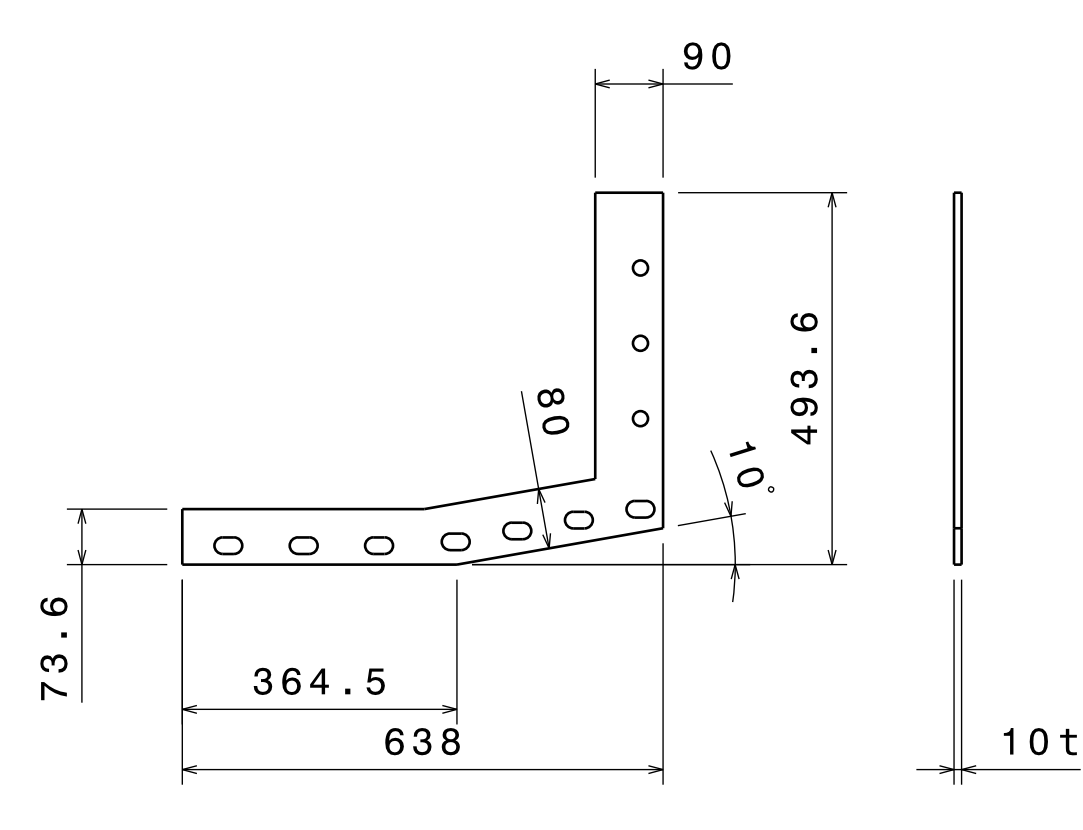
FLANGE 1



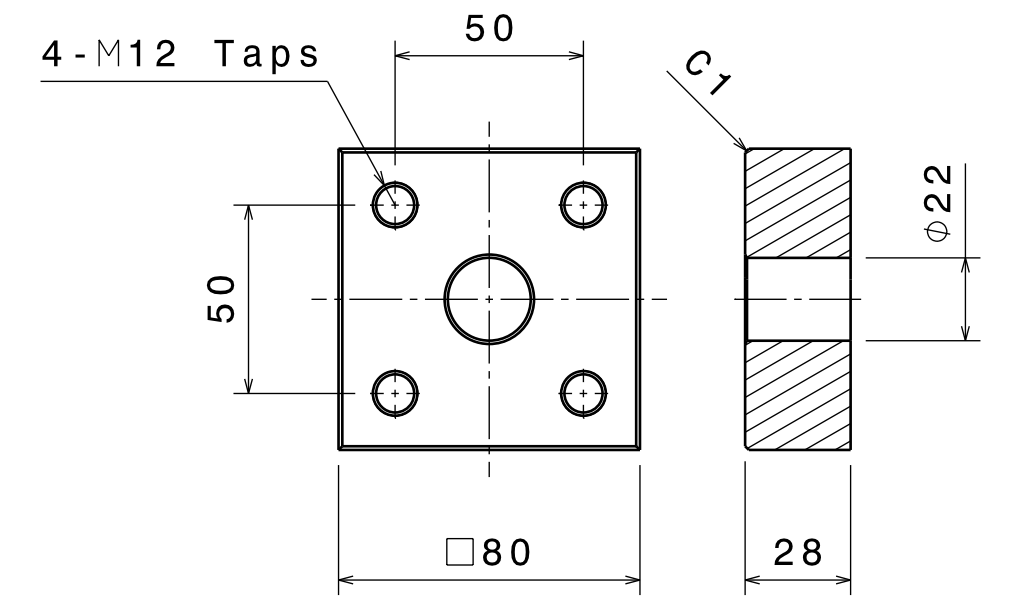
FLANGE 2



UPR FLANGE



LWR FLANGE



LIFTING PAD 1 / 2 / 3 / 4
Scale: 1:2

PART NO	NAME	MATERIAL	TYPE	DESCRIPTION	Q'TY	WEIGHT
ESPF3D10	LIFTING PAD	SS304LN	PLATE	28x80x80	1	
ESPF3D09	UPR FLANGE	SS304LN	PLATE	20x484x485	1	
ESPF3D08	LWR FLANGE	SS304LN	PLATE	10x493.6x638	1	
ESPF3D07	FLANGE 2	SS304LN	PLATE	10x189x725	1	
ESPF3D06	FLANGE 1	SS304LN	PLATE	10x73.6x725	1	
ESPF3D05	PLATE 5	SS304LN	PLATE	29.5x90x213	1	
ESPF3D04	PLATE 4	SS304LN	PLATE	213x349.9x411.5	1	
ESPF3D03	PLATE 3	SS304LN	PLATE	10x430x548	1	
ESPF3D02	PLATE 2	SS304LN	PLATE	50x502x538	1	
ESPF3D01	PLATE 1	SS304LN	PLATE	10x380.2x502	1	

BILL OF MATERIAL			REVISION	
APP	D.K. KANG	03.03.17	PROJECT	ITER THERMAL SHIELD MANUFACTURE
CHK	K.W. NAM	20.02.17	TITLE	EQUATORIAL CRYOSTAT THERMAL SHIELD
APP	K.O. KANG	20.02.17	DRAWING NUMBER	2702ES-M501-PF3-03-M0
CHK	Y.K. KANG	17.02.17	REVISION	-
CHK	K.S. LIM	31.01.17	APPROVED BY	CORDIEJ
CHK	S.M. PARK	23.01.17	CHECKED BY	WUS
DRW	S.M. PARK	23.01.17	CONTROLLED BY	DOMBROI
ITER Organization			SFA	
ITER KOREA			iter	
DRW DOC ID	TV664Y	RELEASED BY	ITER Organization	
LINKED RVS PT ID	EUAEV8	APPROVED BY	SFA	
Thermal Shields			Equatorial TS	
ECTS Feeder Shroud			DETAIL OF FRONT RIGHT BOX	
REV DATE	PT MATURITY	PT VERSION	DRAWING TITLE	ECTS PF3 FEEDER SHROUD_DRW
06 Mar 17	MD	---	DRAWN BY	PARKS6
SHEET FORMAT	SCALE	PT STATUS	DRAWING NUMBER	014213
A1	1:10	C	REVISION OR STATUS	---
THIRD ANGLE PROJECTION	07	13	27.02.EF	C

ITER is an acronym for International Thermonuclear Experimental Reactor. SFA is the acronym for Space Flight Agency. ITM is the acronym for International Thermonuclear Experiment. Copyright © 2020 ITER Organization. All rights reserved. No part of this document may be reproduced, stored in a retrieval system, or transmitted, in any form or by any means, electronic, mechanical, photocopying, recording, or by any information storage and retrieval system, without the prior written permission of the ITER Organization.

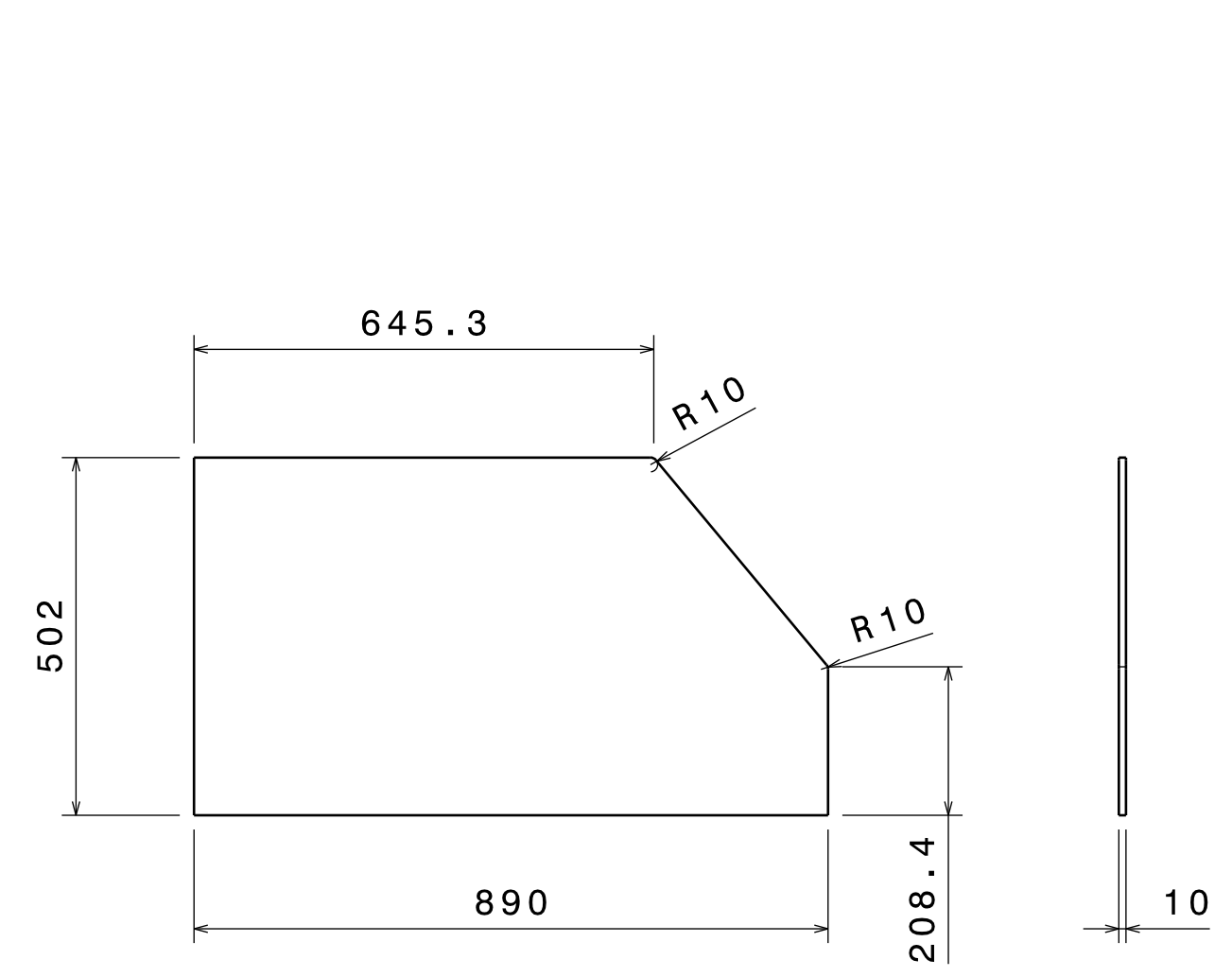


PLATE 1

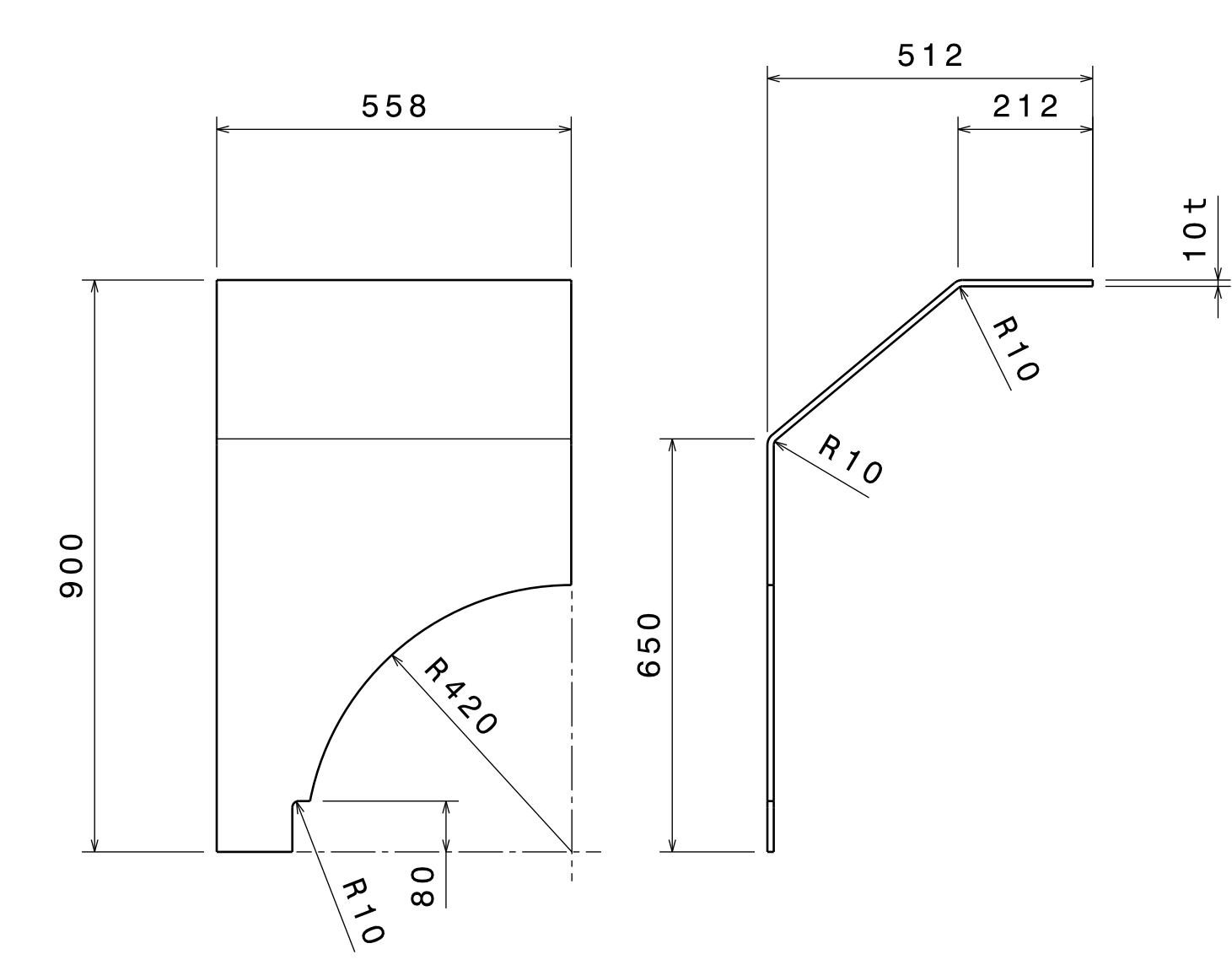


PLATE 2

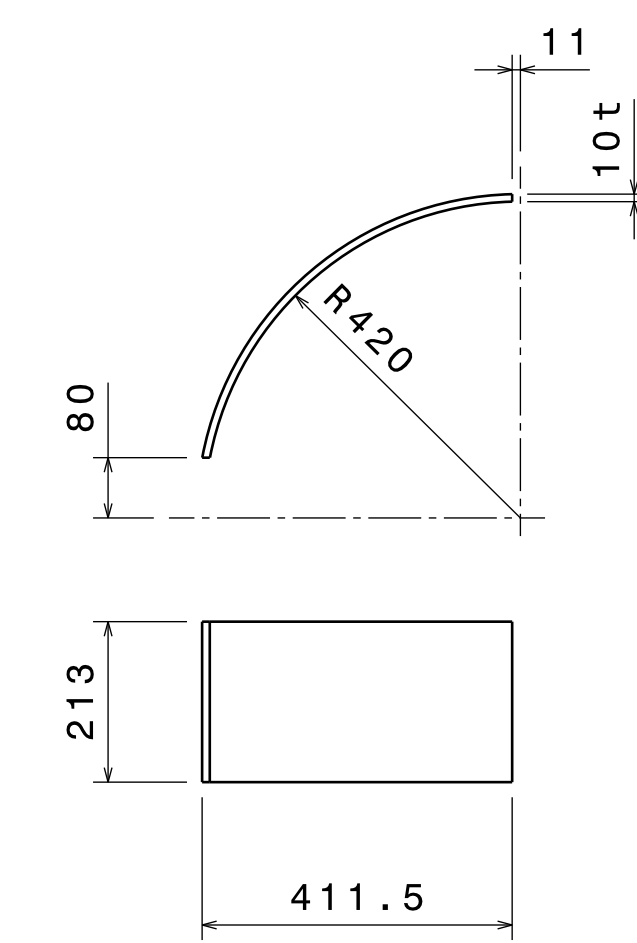


PLATE 3

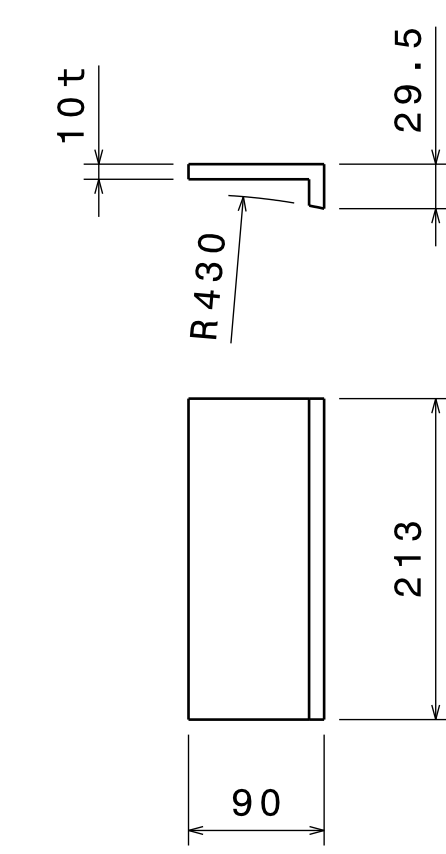
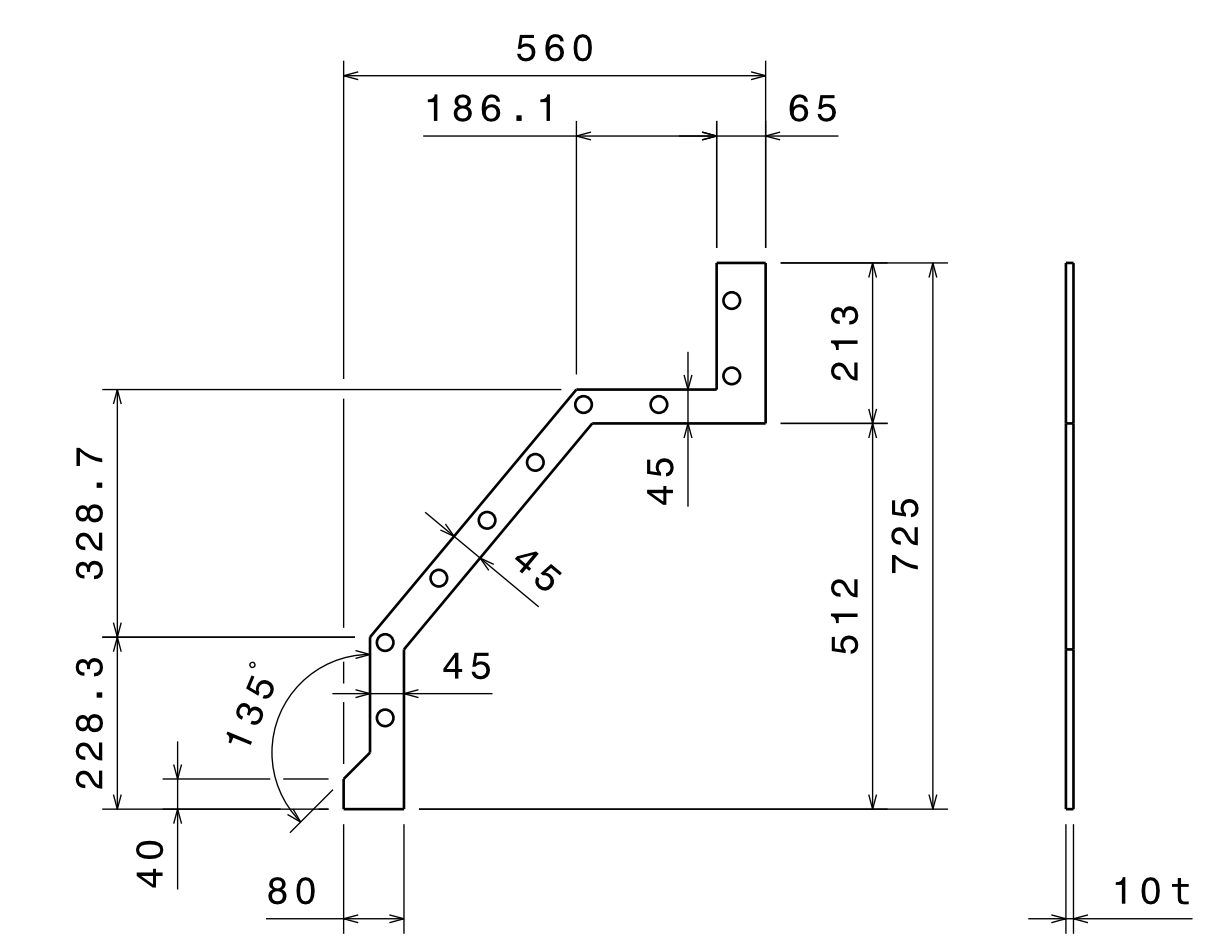
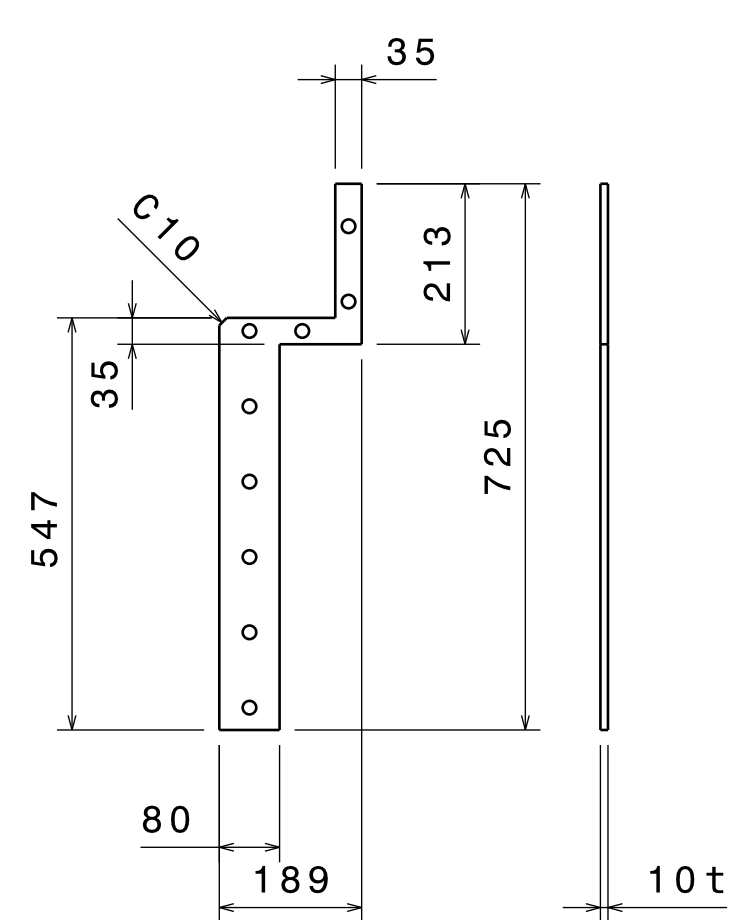


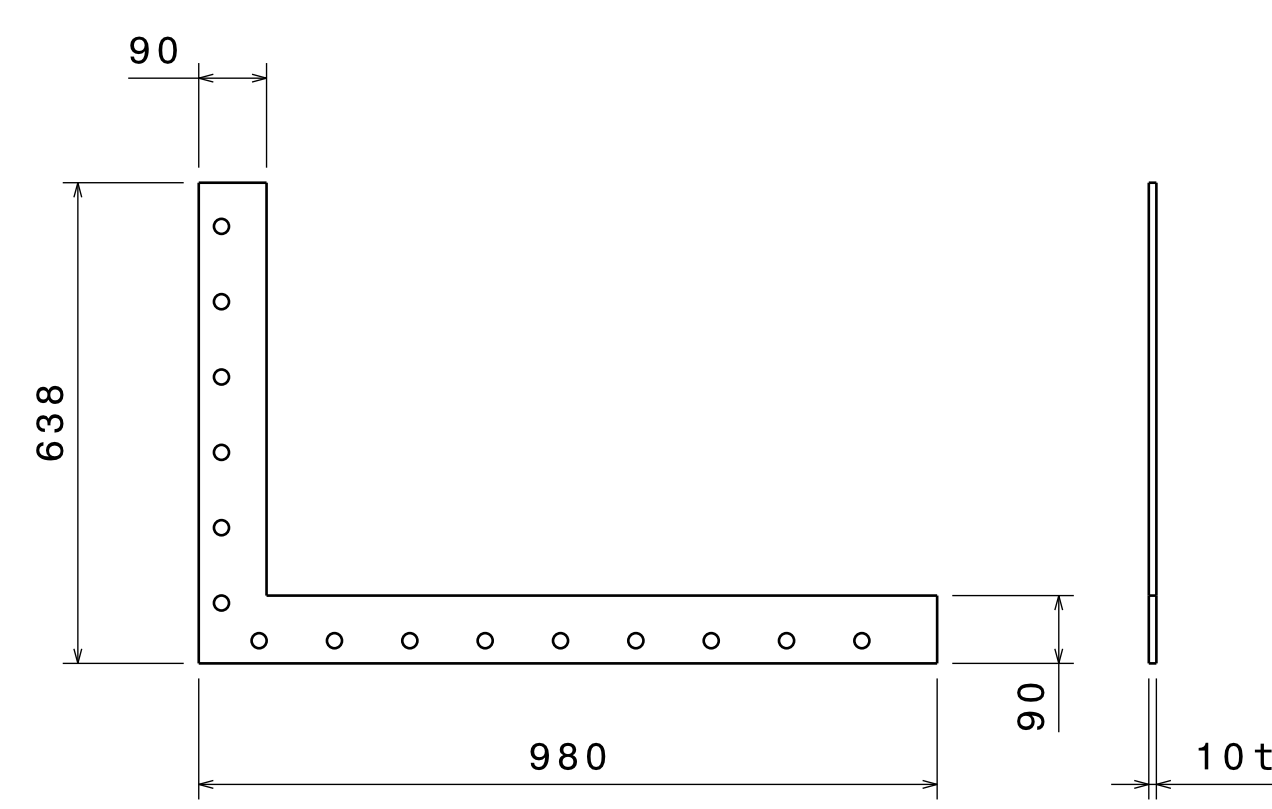
PLATE 4
Scale: 1:5



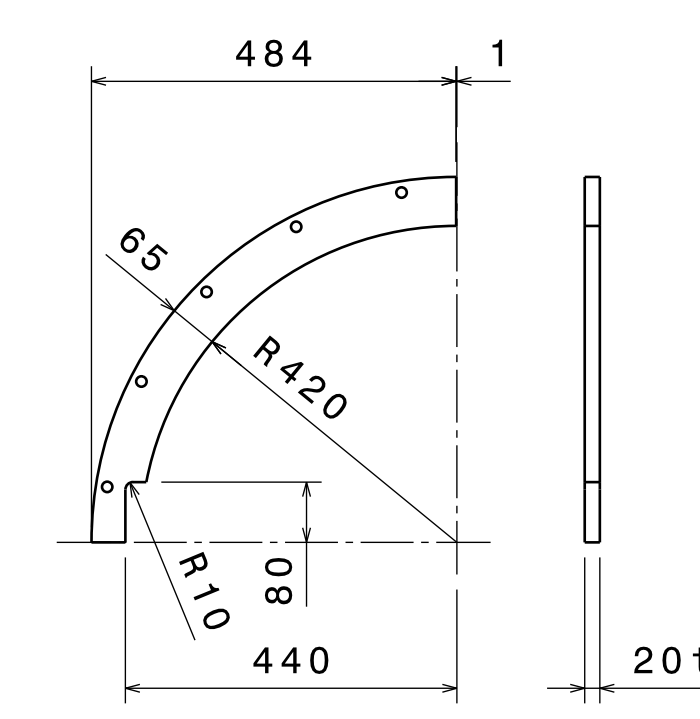
FLANGE 1



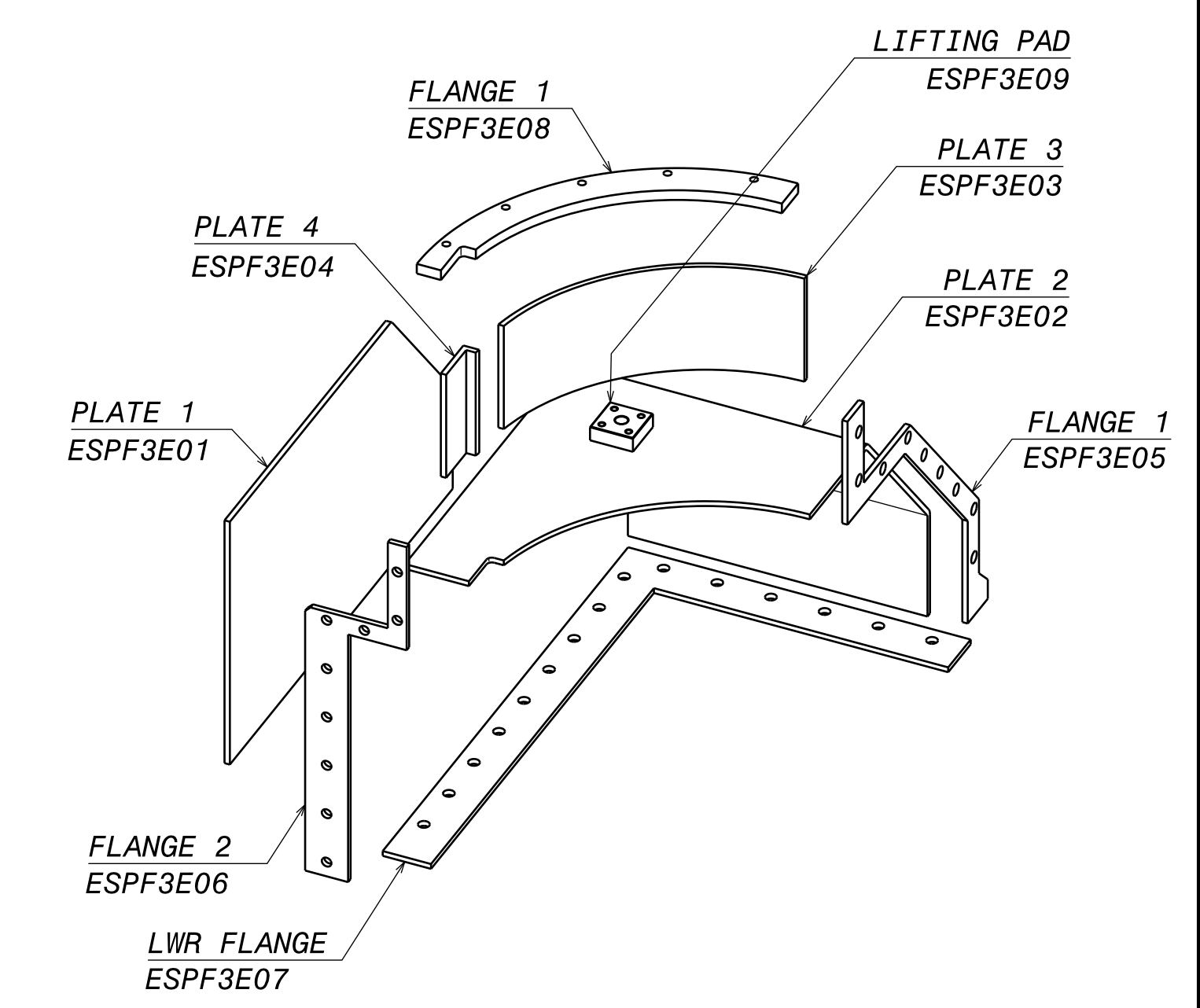
FLANGE 2



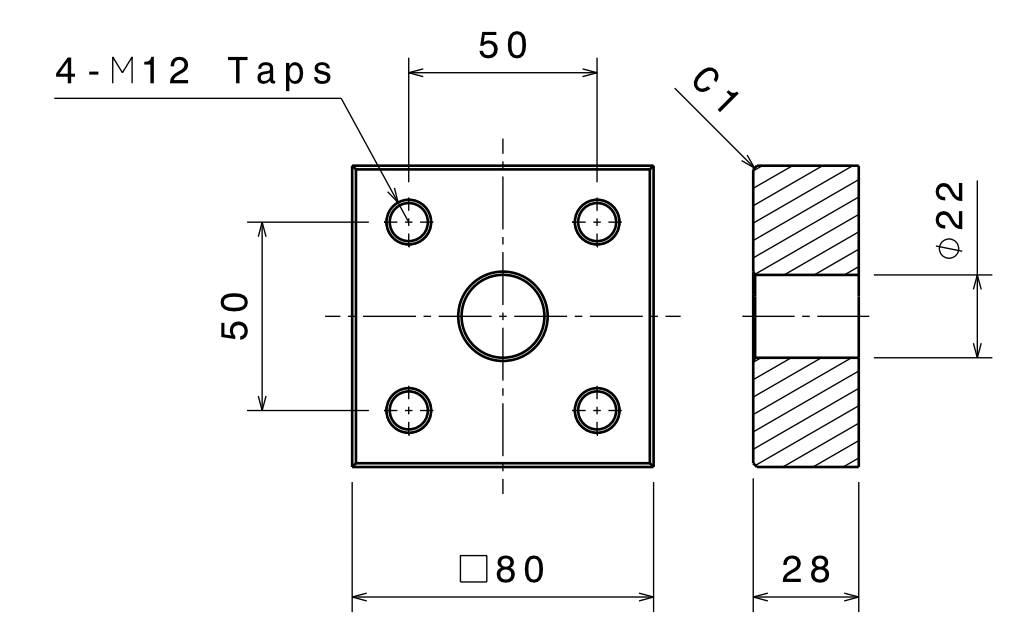
LWR FLANGE



UPR FLANGE



ISOMETRIC VIEW
Scale: 1:10



LIFTING PAD 1 / 2 / 3 / 4
Scale: 1:2

PART NO	NAME	MATERIAL	TYPE	DESCRIPTION	Q'TY	WEIGHT
ESPF3E09	LIFTING PAD	SS304LN	PLATE	28x80x80	1	
ESPF3E08	UPR FLANGE	SS304LN	PLATE	20x484x485	1	
ESPF3E07	LWR FLANGE	SS304LN	PLATE	10x638x980	1	
ESPF3E06	FLANGE 2	SS304LN	PLATE	10x189x725	1	
ESPF3E05	FLANGE 1	SS304LN	PLATE	10x560x745	1	
ESPF3E04	PLATE 4	SS304LN	PLATE	29.5x90x213	1	
ESPF3E03	PLATE 3	SS304LN	PLATE	213x349.9x411.5	1	
ESPF3E02	PLATE 2	SS304LN	PLATE	512x558x900	1	
ESPF3E01	PLATE 1	SS304LN	PLATE	10x502x890	1	

BILL OF MATERIAL						
APP	D.K. KANG	03.03.17	PROJECT	ITER THERMAL SHIELD MANUFACTURE		
CHK	K.W. NAM	20.02.17	TITLE	EQUATORIAL CRYOSTAT THERMAL SHIELD		
APP	K.O. KANG	20.02.17	DRAWING TITLE	ECTS PF3 FEEDER SHROUD		
CHK	Y.K. KANG	17.02.17	DRAWING NUMBER	2702ES-M501-PF3-04-M0		
APP	K.S. LIM	31.01.17	REVISION	-		
CHK	S.M. PARK	23.01.17				
DRW DOC ID	TV664Y	RELEASED BY	ITER Organization			
LINKED RVS PT ID	EUAEV8	APPROVED BY	CORDIEJ			
PBS TITLE	Thermal Shields	CHECKED BY	WUS			
ECTS Feeder Shroud		CONTROLLED BY	DOMBROI			
REV DATE	06 Mar 17	PT MATURIT	PT VERSION	HERN		
SHEET FORMAT	A1	SCALE	PT STATUS	PARKS6		
THIRD ANGLE PROJECTION		SHEET	SHEETS	PBS 3 LEVELS	DRAWING NUMBER	REVISION DR STATUS
		08	13	27.02.EF	014213	--- C

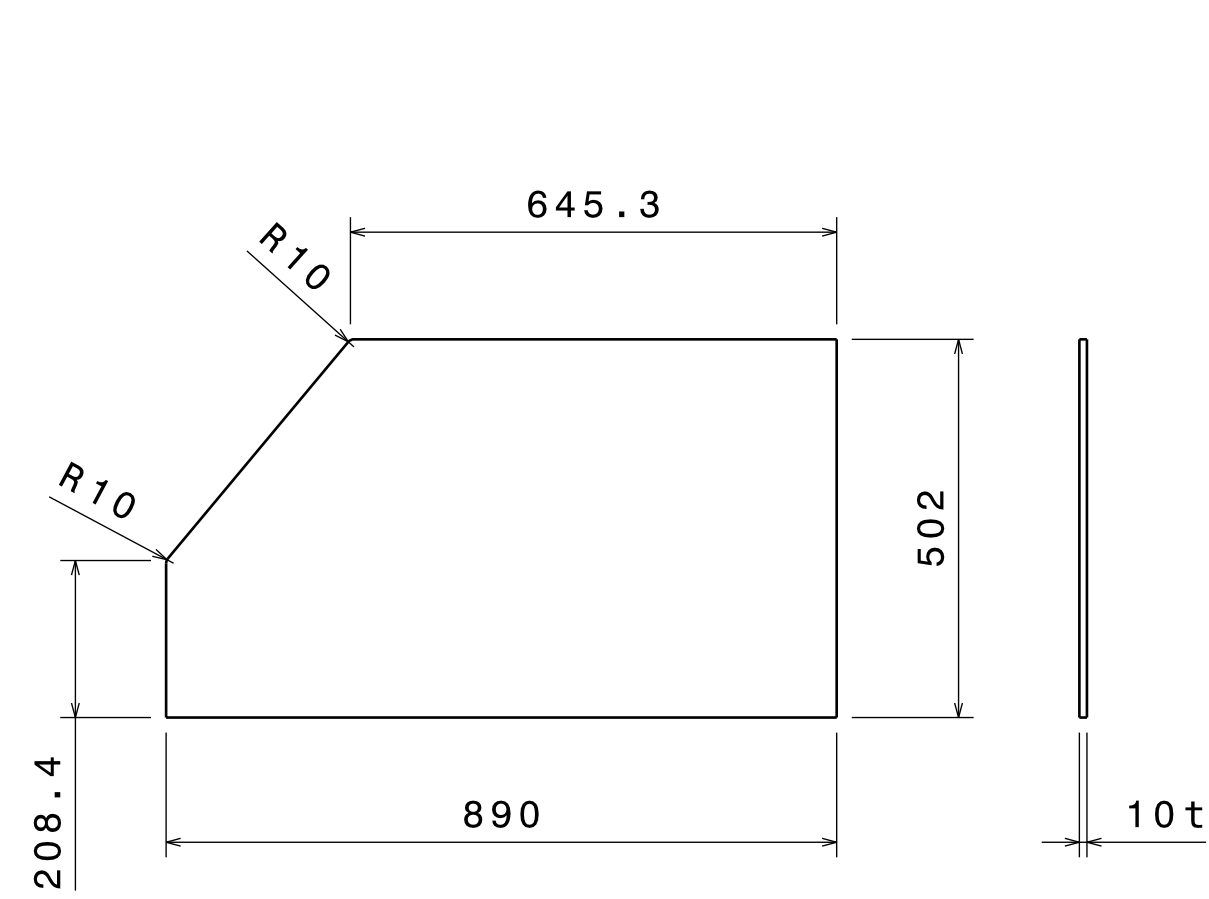


PLATE 1

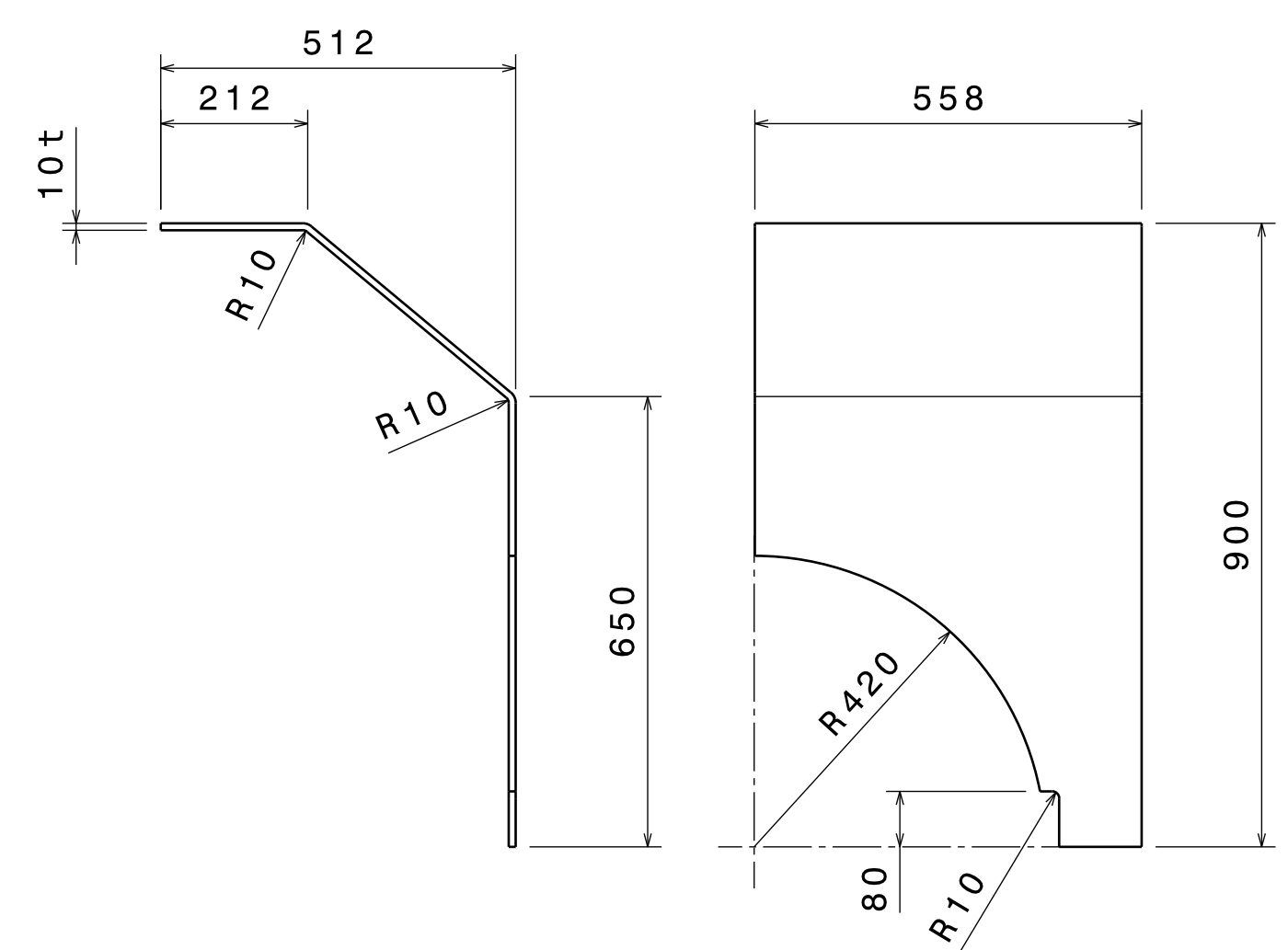


PLATE 2

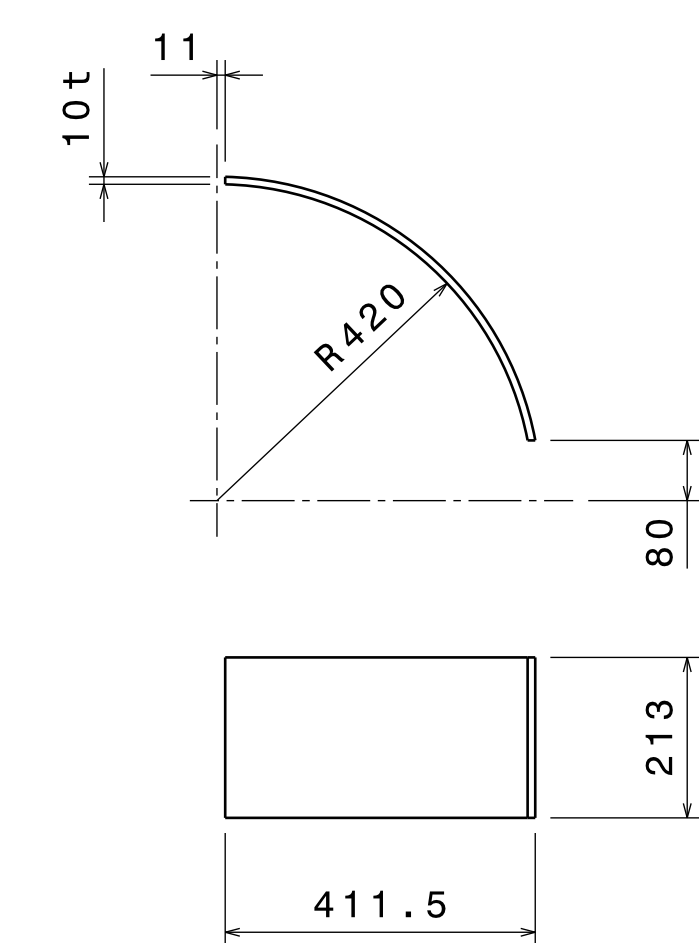


PLATE 3

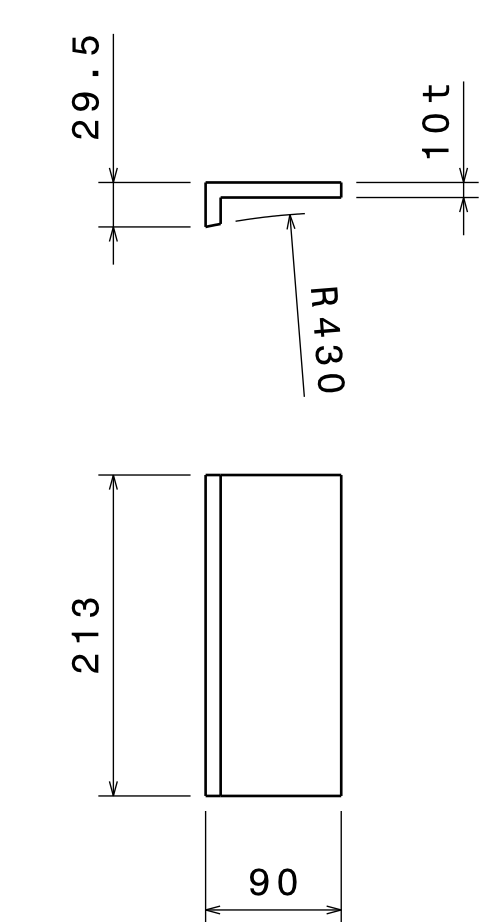
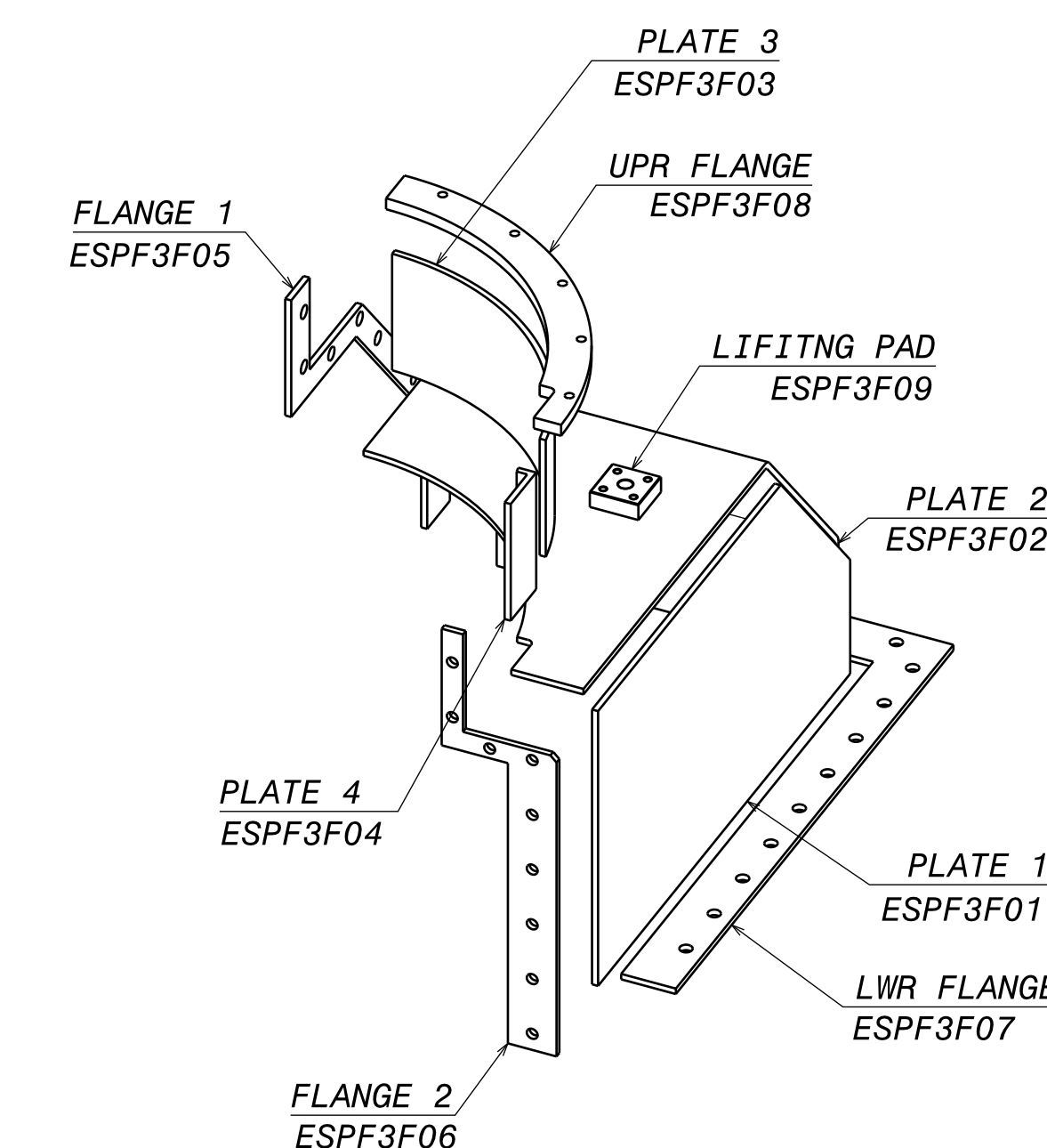
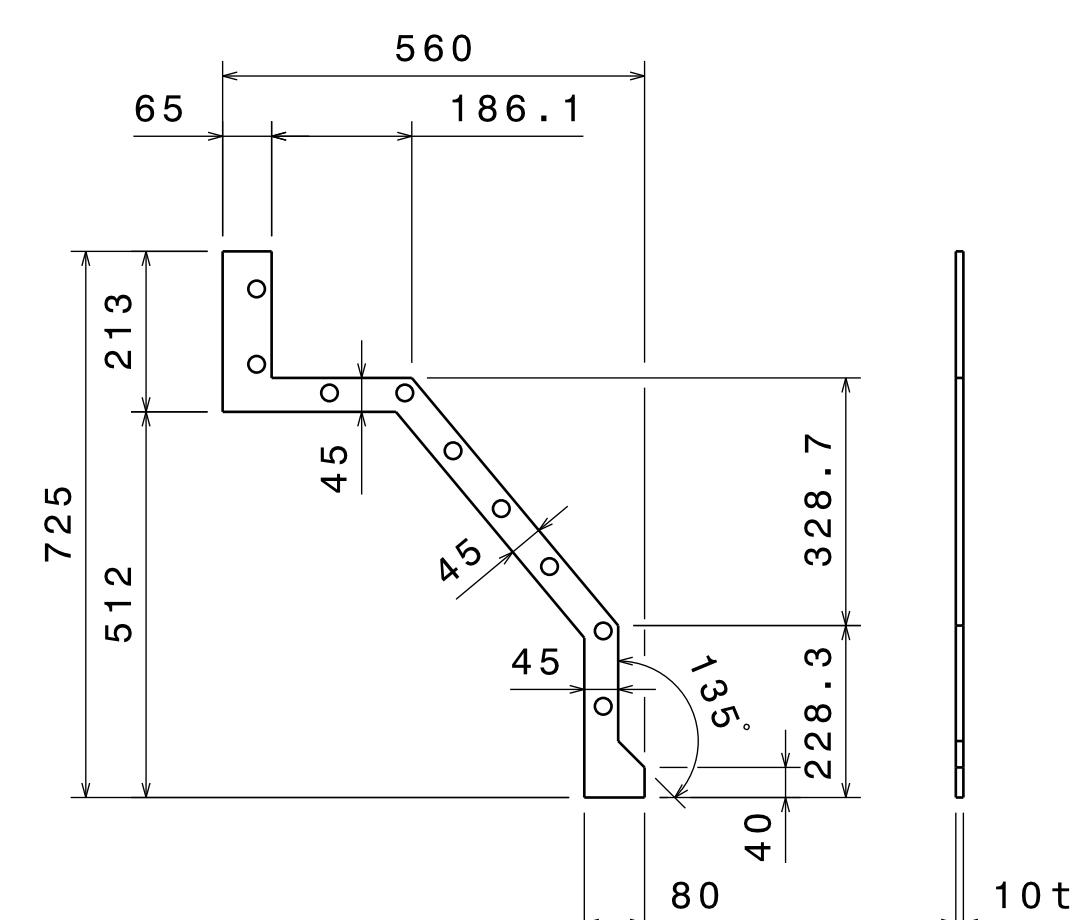


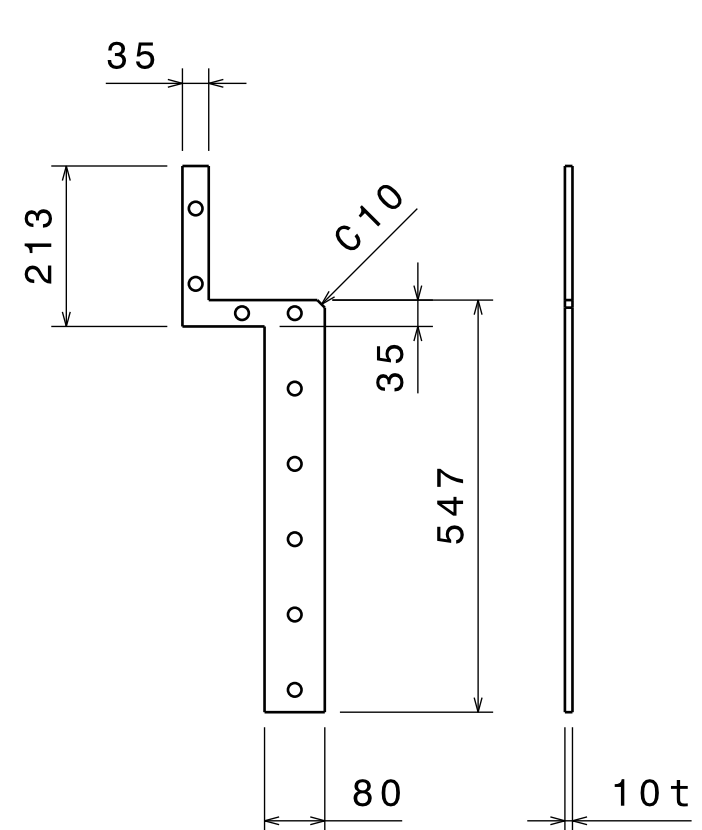
PLATE 4
Scale: 1:5



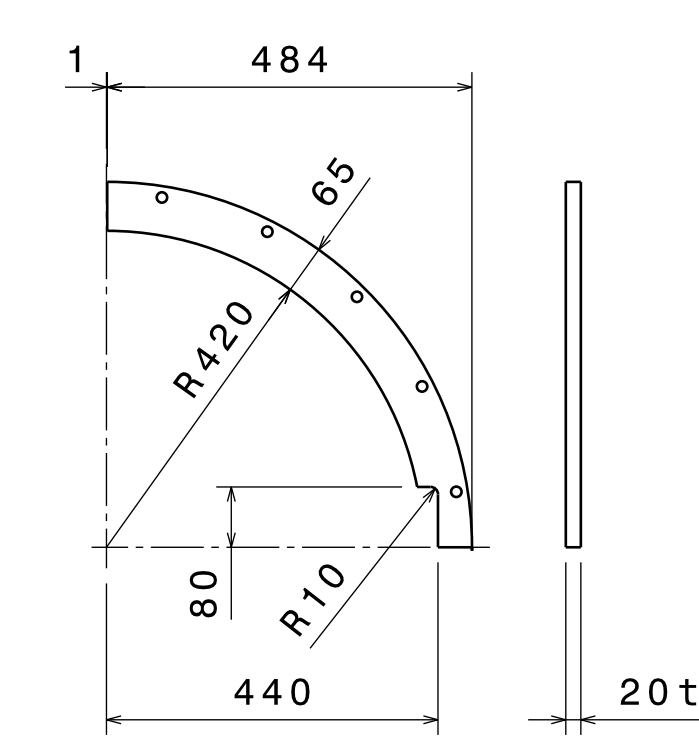
ISOMETRIC VIEW
Scale: 1:10



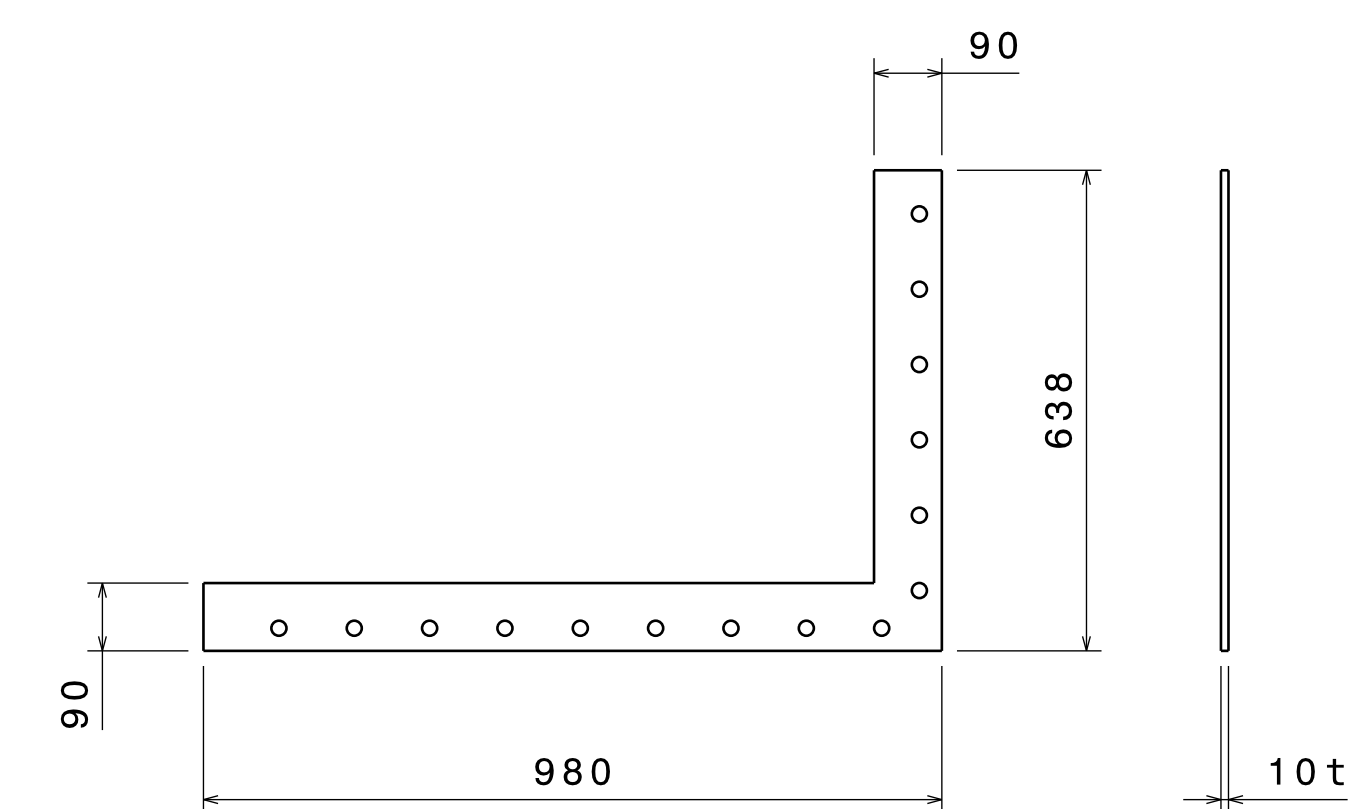
FLANGE 1



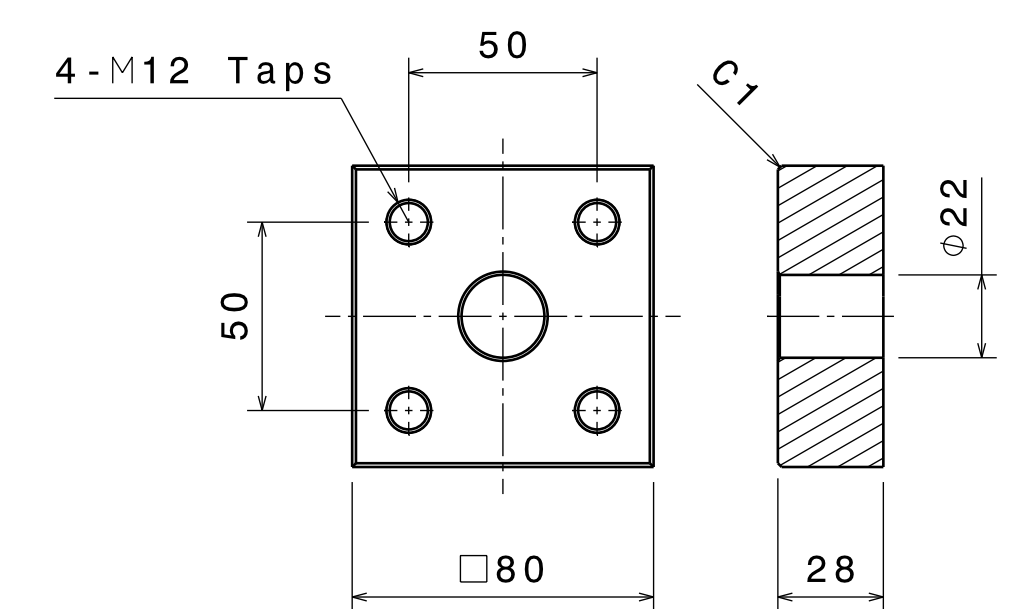
FLANGE 2



UPR FLANGE



LWR FLANGE

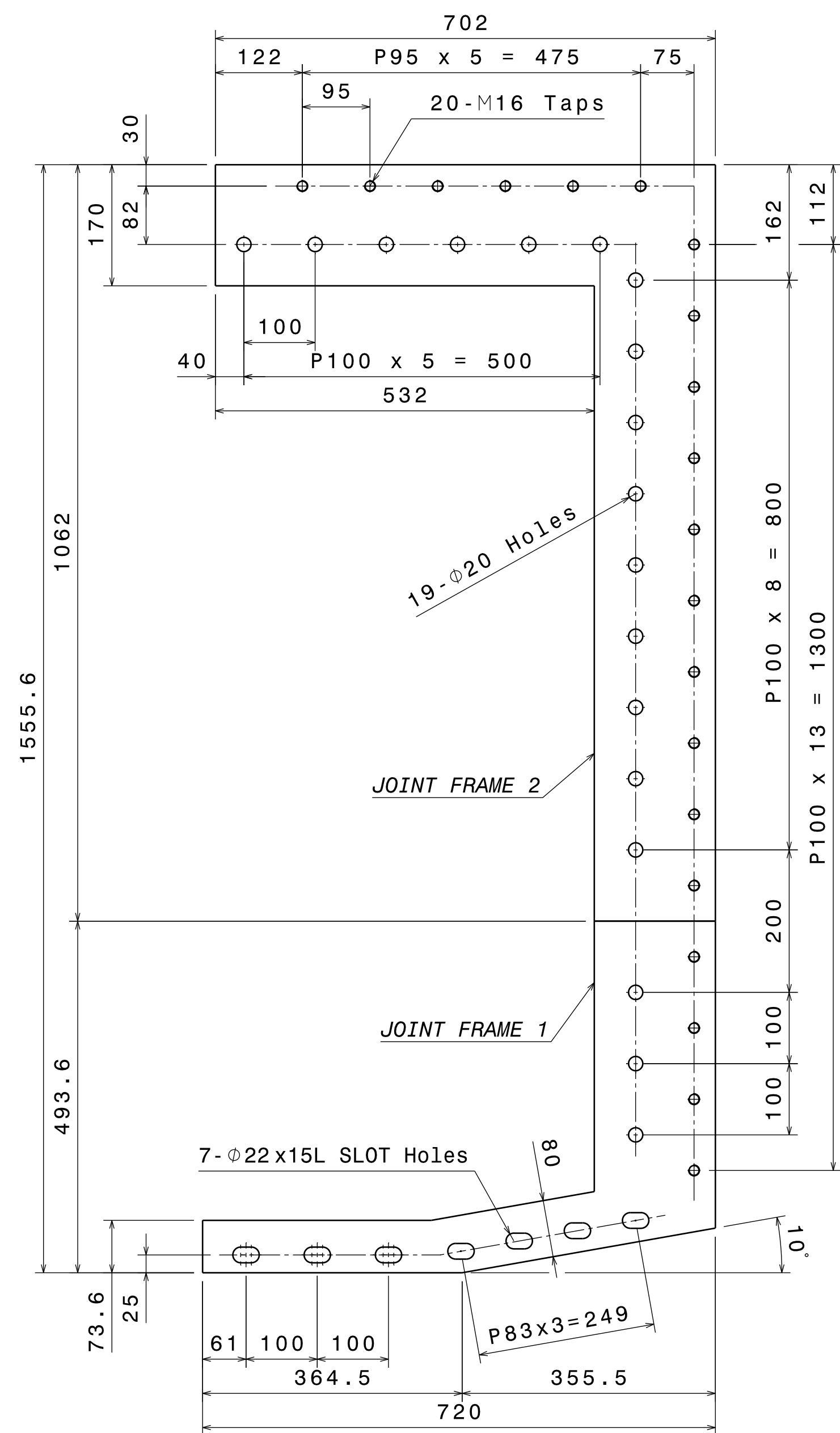


LIFTING PAD 1 / 2 / 3 / 4
Scale: 1:2

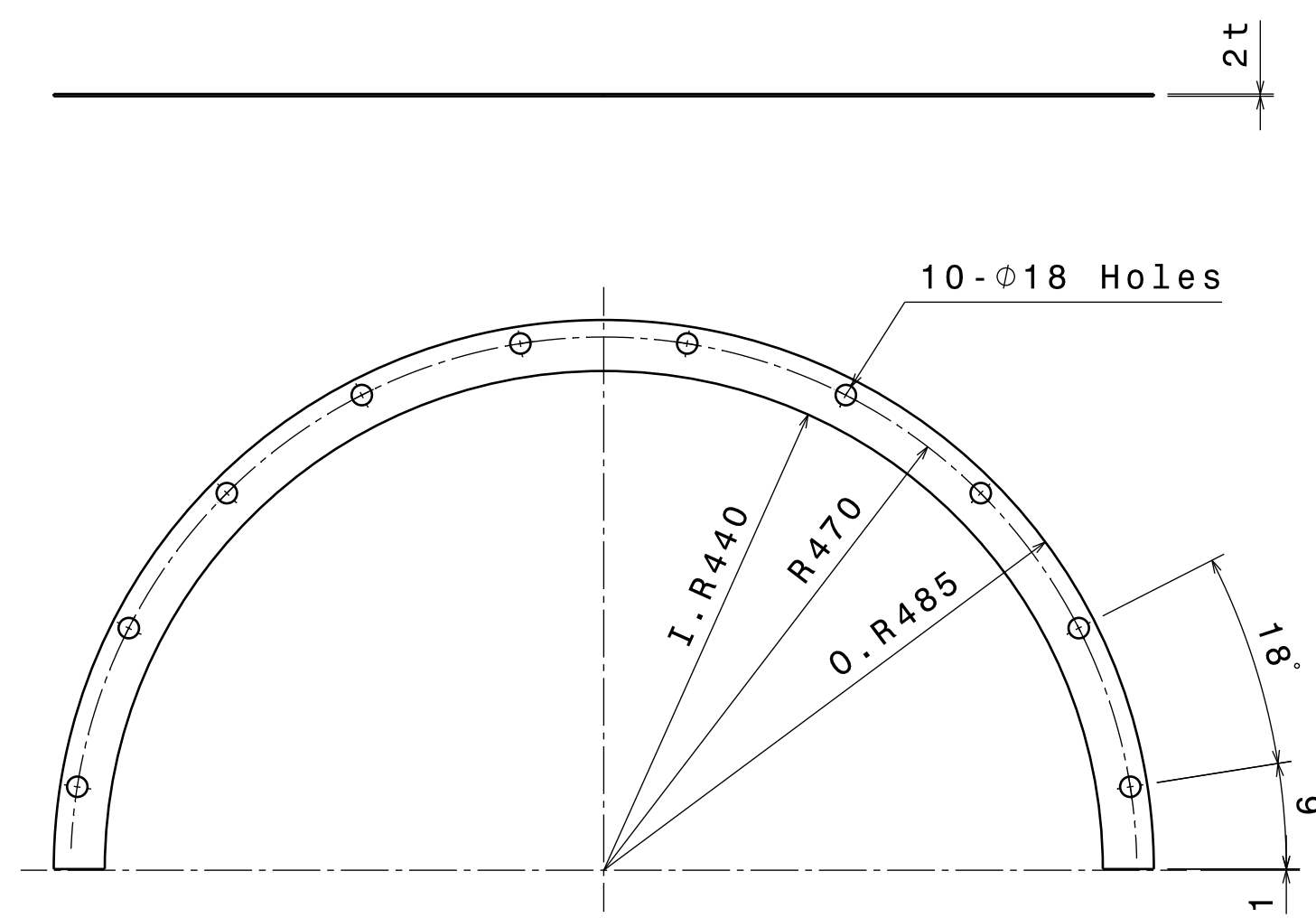
PART NO	NAME	MATERIAL	TYPE	DESCRIPTION	Q'TY	WEIGHT
ESPF3F09	LIFTING PAD	SS304LN	PLATE	20x80x80	1	
ESPF3F08	UPR FLANGE	SS304LN	PLATE	20x484x485	1	
ESPF3F07	LWR FLANGE	SS304LN	PLATE	10x638x980	1	
ESPF3F06	FLANGE 2	SS304LN	PLATE	10x189x725	1	
ESPF3F05	FLANGE 1	SS304LN	PLATE	10x560x745	1	
ESPF3F04	PLATE 4	SS304LN	PLATE	29.5x90x213	1	
ESPF3F03	PLATE 3	SS304LN	PLATE	213x349.9x411.5	1	
ESPF3F02	PLATE 2	SS304LN	PLATE	512x558x900	1	
ESPF3F01	PLATE 1	SS304LN	PLATE	10x502x890	1	

BILL OF MATERIAL						
APP	D. K. KANG	03.03.17	PROJECT	ITER THERMAL SHIELD MANUFACTURE		
CHK	K. W. NAM	20.02.17	APPROVED BY	SFA		
RO			TITLE	EQUATORIAL CRYOSTAT THERMAL SHIELD		
CHK	K. O. KANG	20.02.17	CHECKED BY	iter KOREA		
APP	Y. K. KANG	17.02.17	DRAWING NUMBER	2702ES-M501-PF3-05-M0		
CHK	K. S. LIM	31.01.17	REVISION	-		
DWG	S. M. PARK	23.01.17				
DRW DOC ID	TV664Y	RELEASED BY	ITER Organization			
LINKED REV5 PT ID	EUAEV8	APPROVED BY	CORDIEJ			
PBS TITLE	Thermal Shields	WUS				
ECTS Feeder Shroud	Equatorial TS	DOMBROI				
REV DATE	06 Mar 17	PT MATURITY	PT VERSION	CONTROLLED BY	DRAWING TITLE	
	MD	---	HERN	ECTS PF3 FEEDER SHROUD_DRW		
SHEET FORMAT	A1	SCALE	1:10	PT STATUS	C	ECTS PF3 FEEDER SHROUD
				DRAWN BY	PARKS6	DETAIL OF REAR RIGHT BOX
THIRD ANGLE PROJECTION				SHEET NO	09	PBS 3 LEVELS
				SHEETS	13	DRAWING NUMBER
					27.02.EF	REVISION DR STATUS
					014213	---
						C

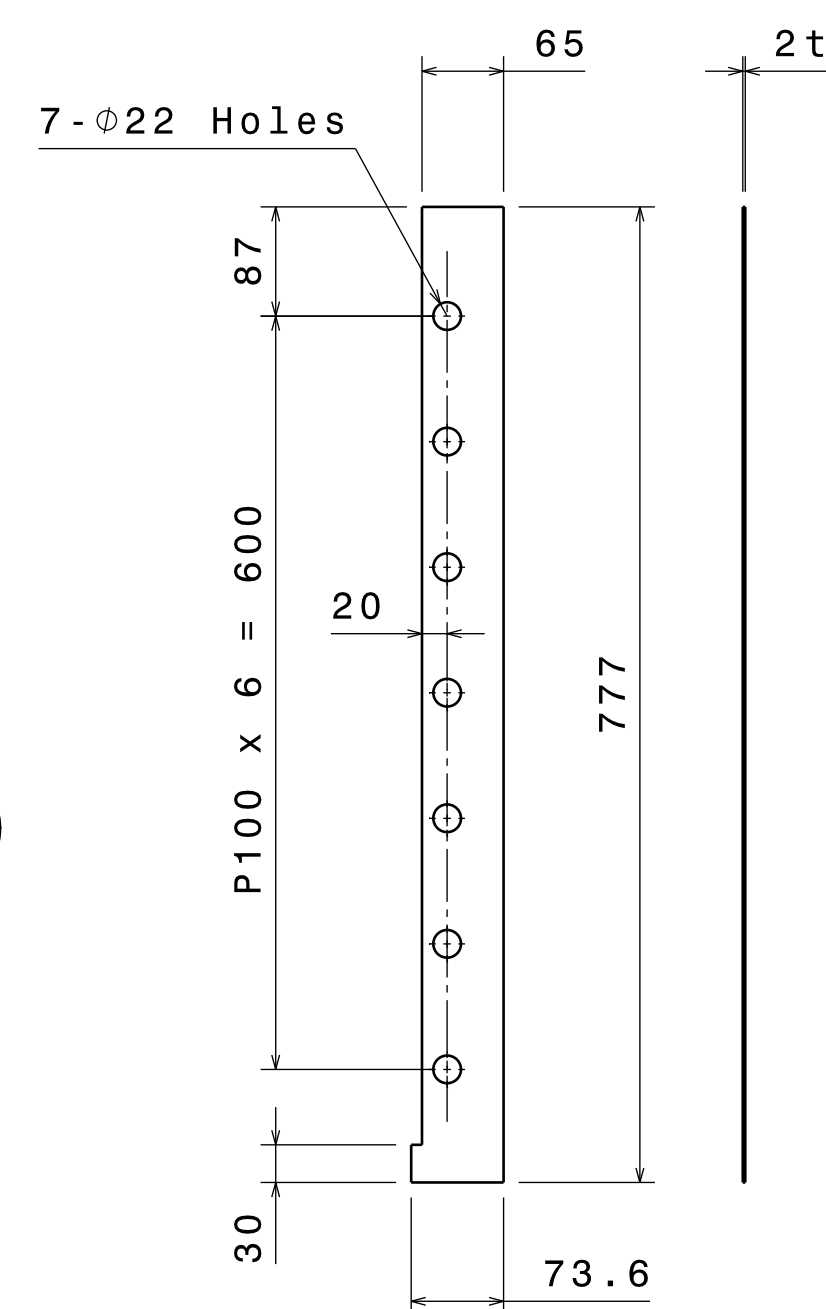
ID: 20200610-17:00:00 APPROVED BY: KANG D. DATE: 08 JUN 2020 INT. USAGE APP.:
 SPACERESERVATION FOR THE BANNER



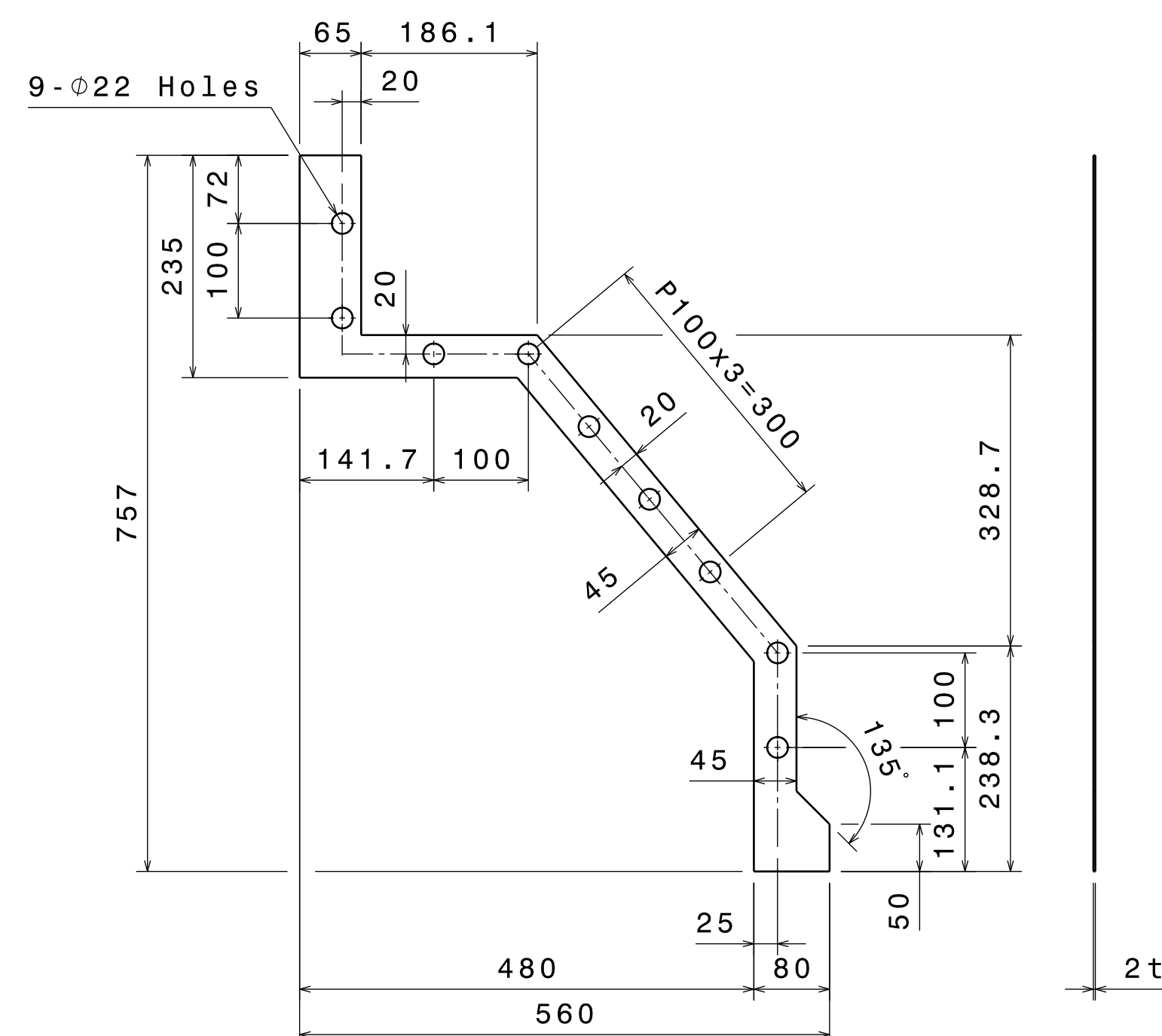
JOINT FRAME 1 / 2



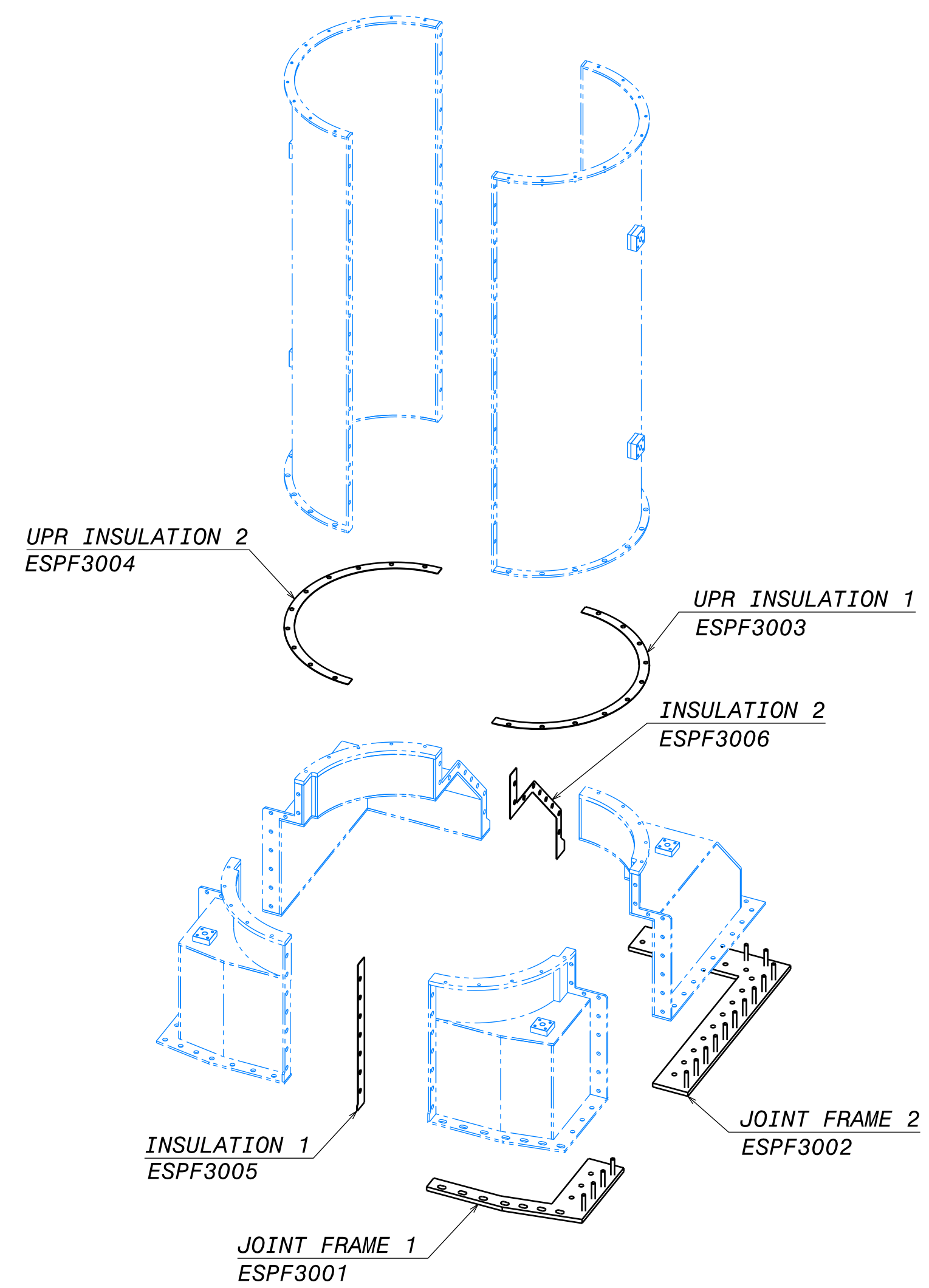
UPR INSULATION 1 / 2



INSULATION 1



INSULATION 2



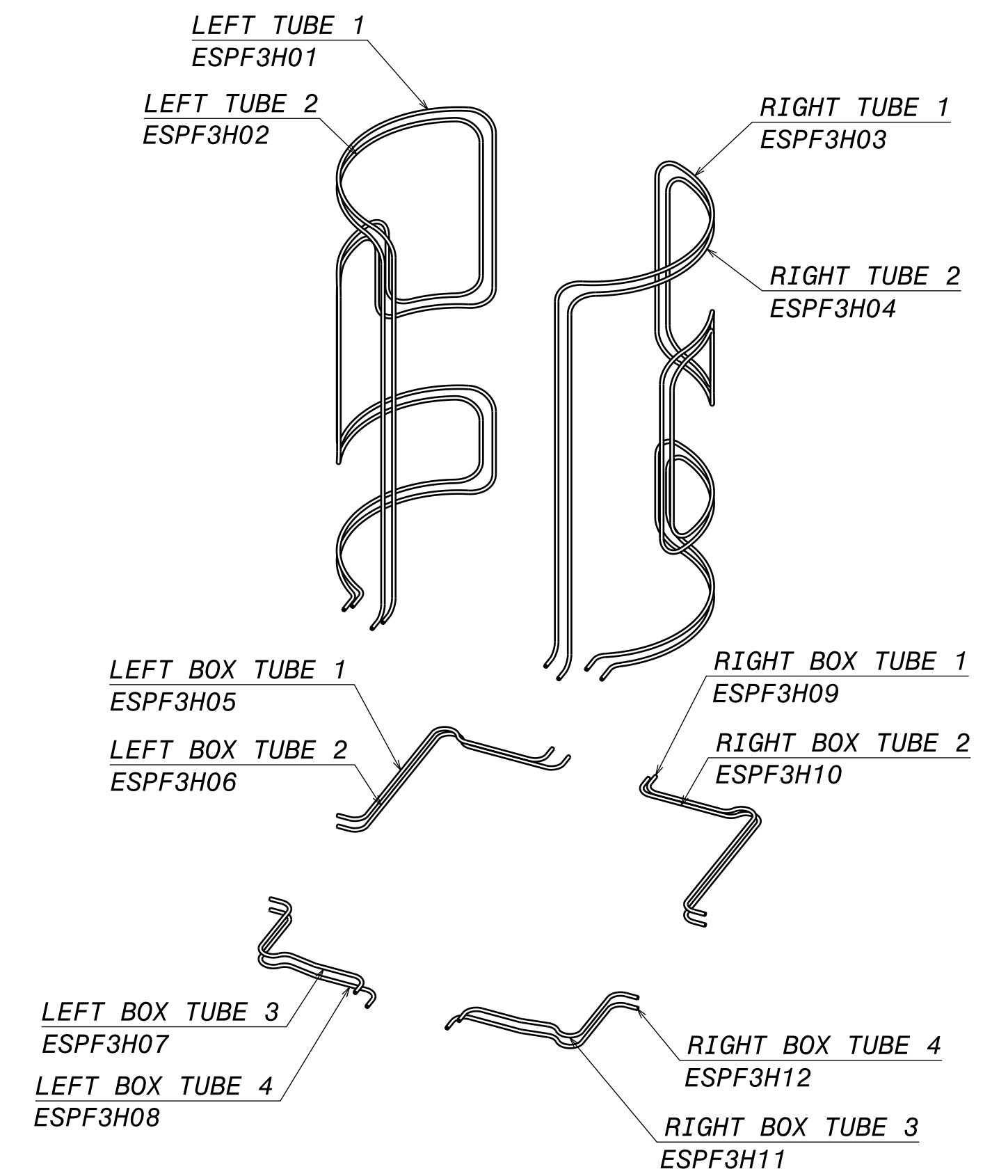
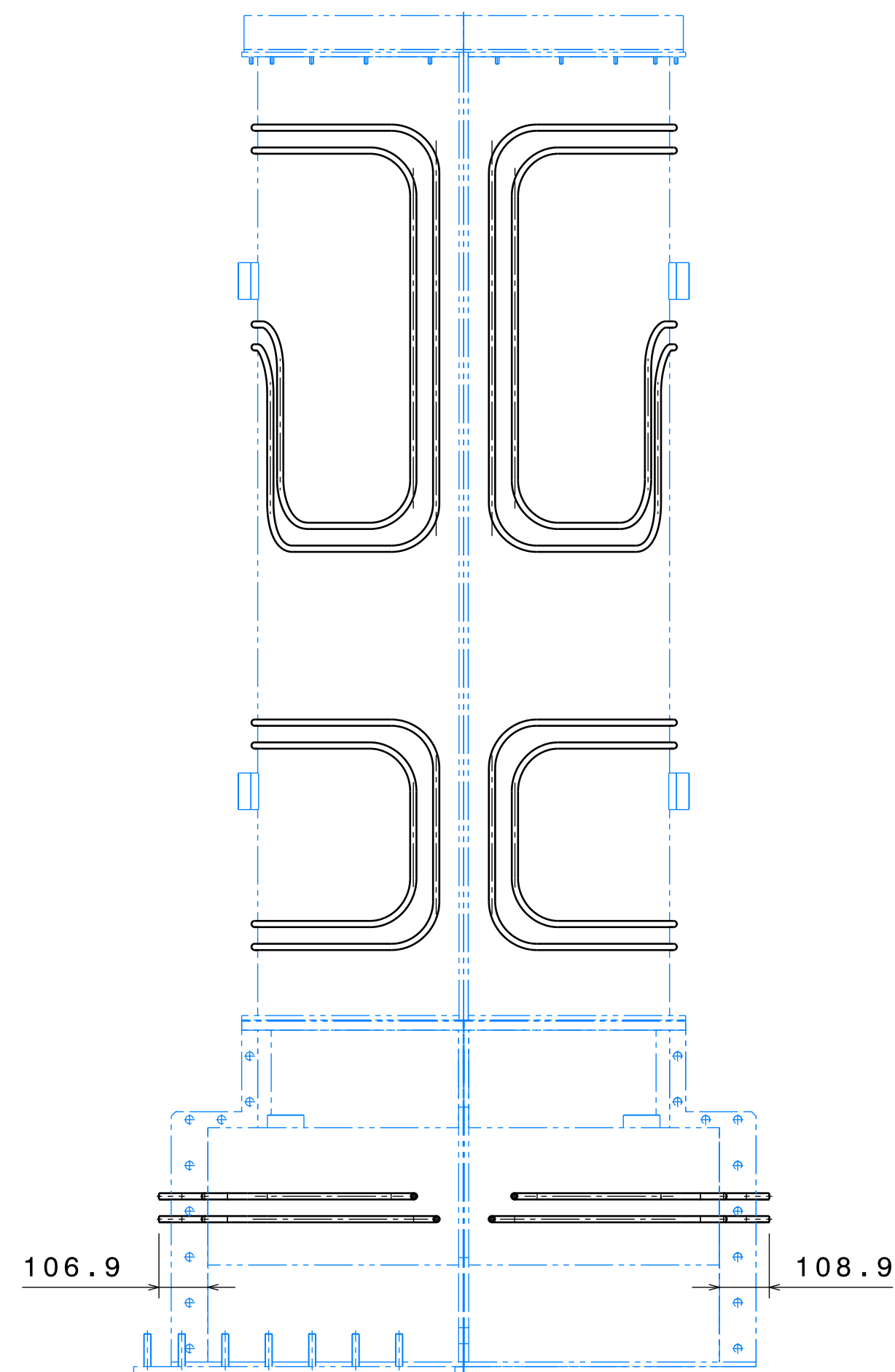
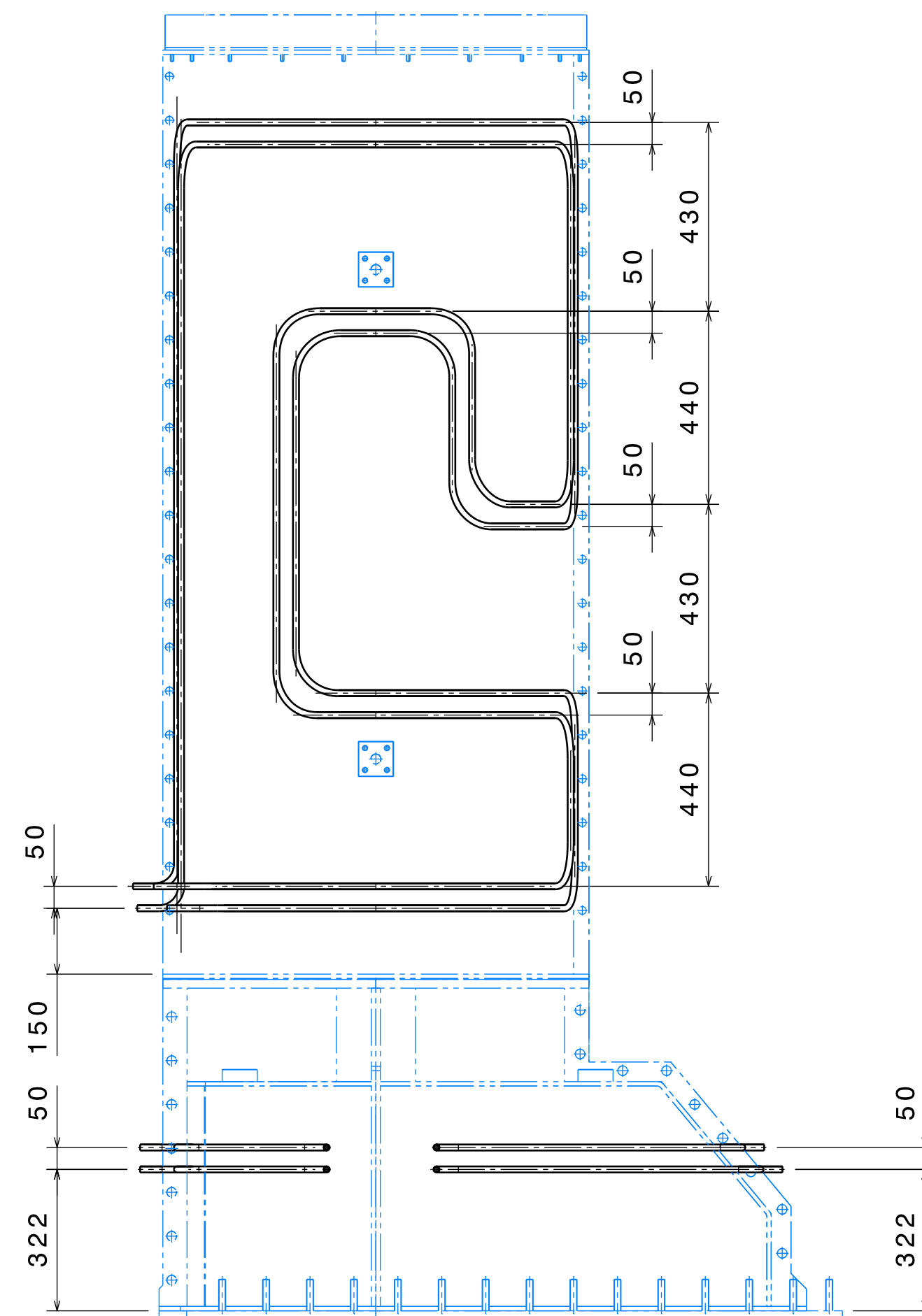
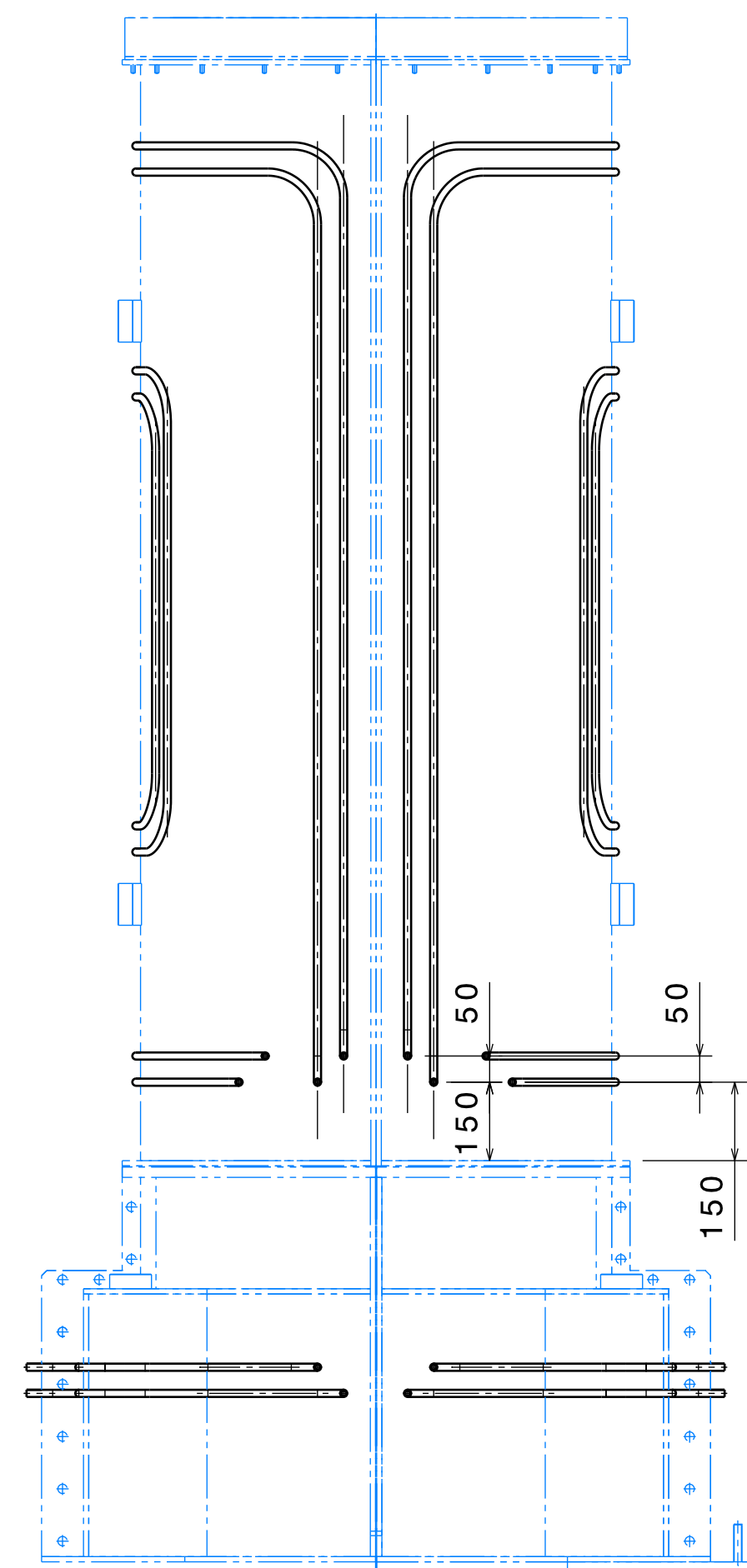
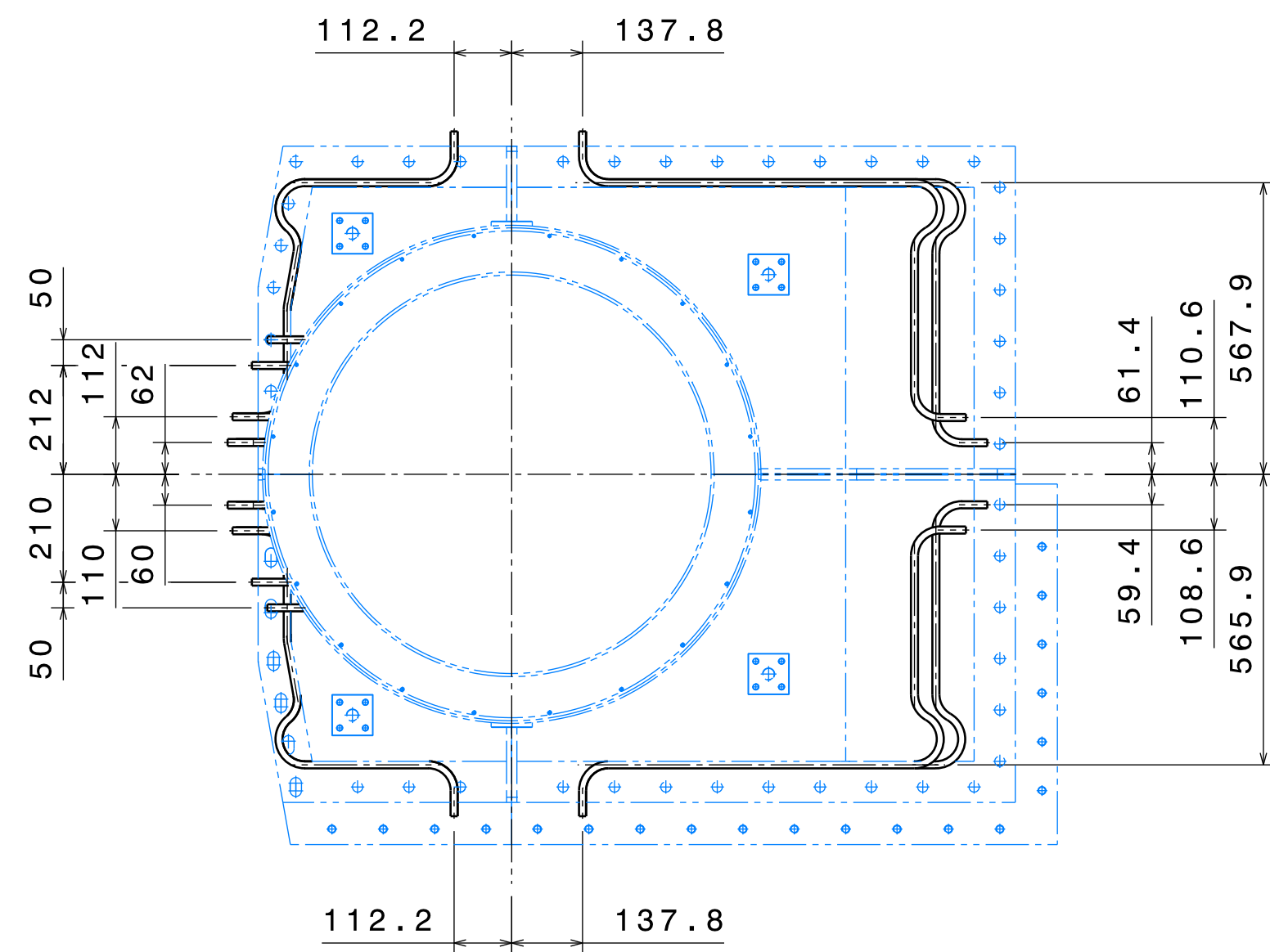
ISOMETRIC VIEW
Scale: 1:20

PART NO	NAME	MATERIAL	TYPE	DESCRIPTION	Q'TY	WEIGHT
P2	STUD WELD BOLT,N,PW	SS316,SS316L	PUR	M16 X 90L	20	
ESPF3006	INSULATION 2	G10	PLATE	2x560x757	1	
ESPF3005	INSULATION 1	G10	PLATE	2x73.6x777	1	
ESPF3004	UPR INSULATION 2	G10	PLATE	2x484x970	1	
ESPF3003	UPR INSULATION 1	G10	PLATE	2x484x970	1	
ESPF3002	JOINT FRAME 2	SS304LN	PLATE	20x720x1062	1	
ESPF3001	JOINT FRAME 1	SS304LN	PLATE	20x720x493.6	1	

BILL OF MATERIAL			
APP	D.K. KANG	03.03.17	PROJECT
CHK	K.W. NAM	20.02.17	ITER THERMAL SHIELD MANUFACTURE
RO DA			TITLE
CHK			EQUATORIAL CRYOSTAT THERMAL SHIELD
APP	K.O. KANG	20.02.17	ECTS PF3 FEEDER SHROUD
CHK	Y.K. KANG	17.02.17	DETAIL OF REAR RIGHT BOX
APP	K.S. LIM	31.01.17	DRAWING NUMBER
CHK	S.M. PARK	23.01.17	2702ES-M501-PF3-06-M0
DRW			REVISION
			-
DRW DOC ID	TV664Y	RELEASED BY	ITER Organization
LINKED REV5 PT ID	EUAEV8	APPROVED BY	CORDIEJ
PBS TITLE	Thermal Shields	CHECKED BY	WUS
	Equatorial TS	CONTROLLED BY	DOMBROI
	ECTS Feeder Shroud		
REV DATE	06 Mar 17	PT MATURIT	PT VERSION
	MD	---	HERN
SHEET FORMAT	A1	SCALE	PT STATUS
	1:6	C	PARKS6
THIRD ANGLE PROJECTION		SHEET	PBS 3 LEVELS
		10	13
		27	02
		EF	014213

			C

APPROVED BY: KANG D. DATE: 08 JUN 2020. INT. USAGE APP. :
 Space reservation for the banner



ISOMETRIC VIEW
Scale: 1:20

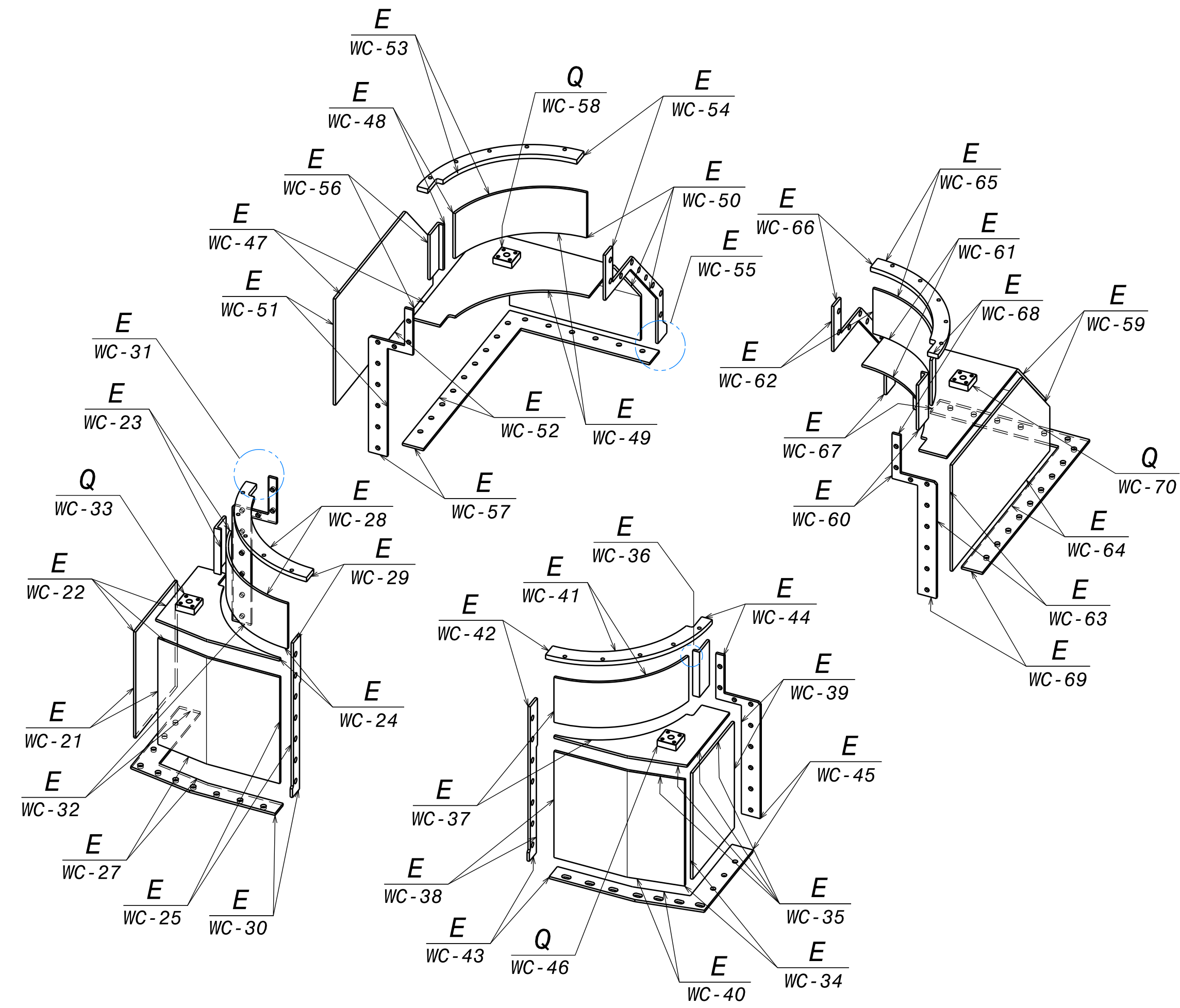
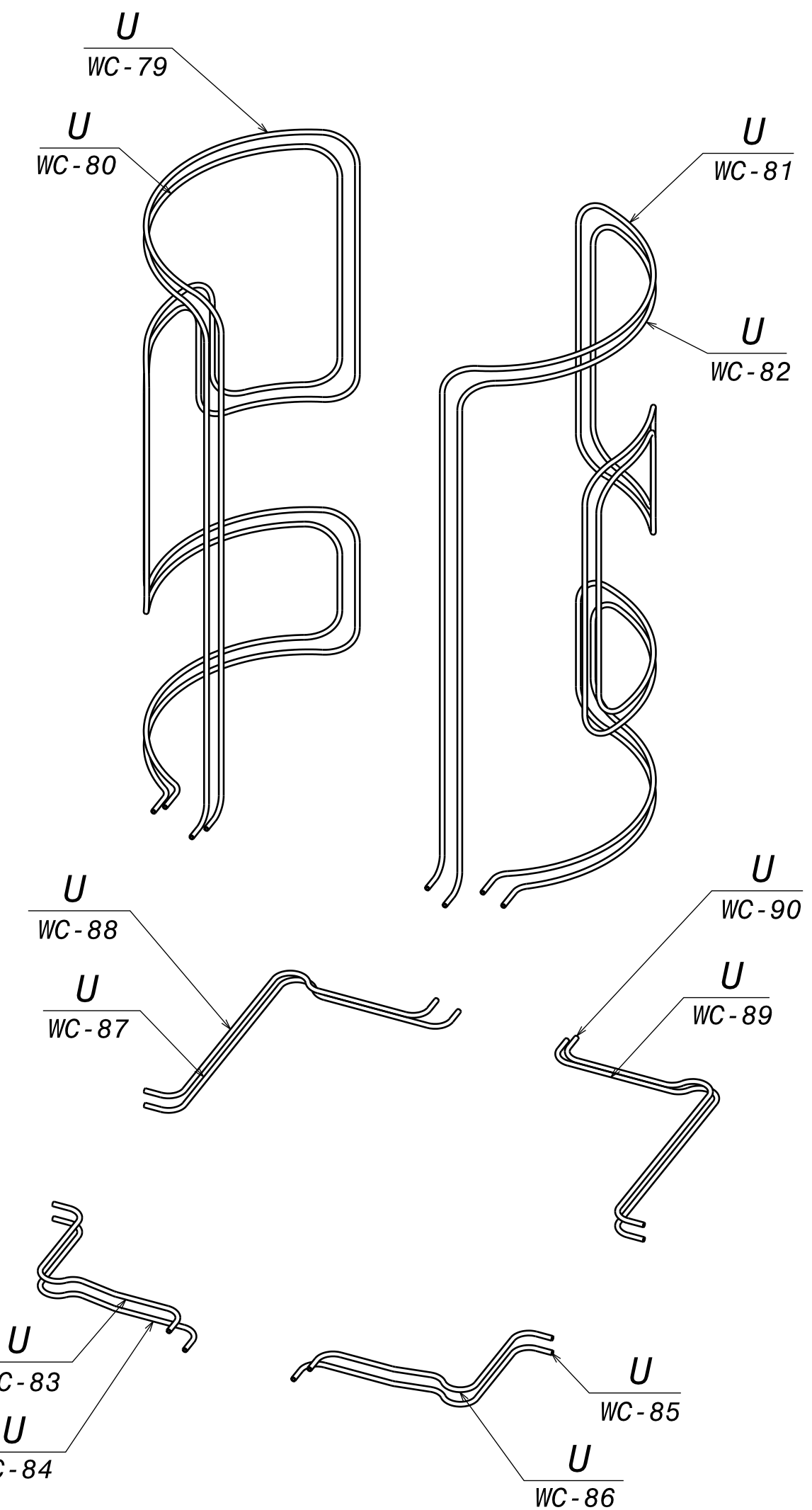
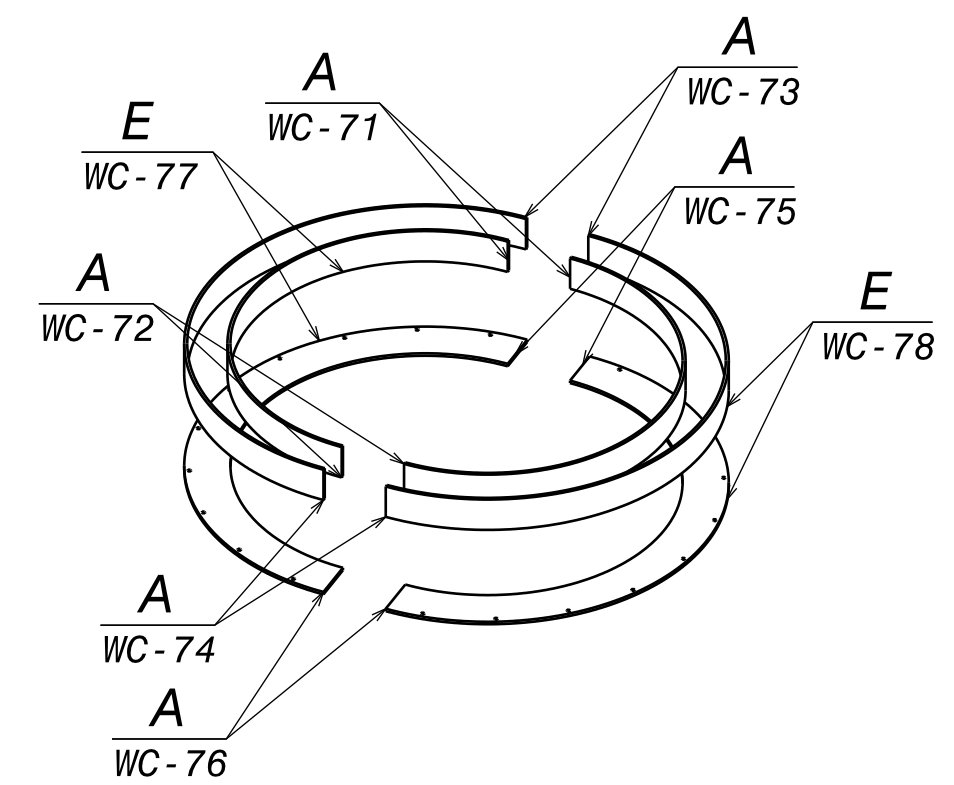
COOLING TUBE ARRANGEMENT

PART NO	NAME	MATERIAL	TYPE	DESCRIPTION	Q'TY	WEIGHT
ESPF3H12	RIGHT BOX TUBE 4	SS TP304L	TUBE	O.D 13.7 x 2.24t x 1.5m	1	
ESPF3H11	RIGHT BOX TUBE 3	SS TP304L	TUBE	O.D 13.7 x 2.24t x 1.5m	1	
ESPF3H10	RIGHT BOX TUBE 2	SS TP304L	TUBE	O.D 13.7 x 2.24t x 1.5m	1	
ESPF3H09	RIGHT BOX TUBE 1	SS TP304L	TUBE	O.D 13.7 x 2.24t x 1.5m	1	
ESPF3H08	LEFT BOX TUBE 4	SS TP304L	TUBE	O.D 13.7 x 2.24t x 1.5m	1	
ESPF3H07	LEFT BOX TUBE 3	SS TP304L	TUBE	O.D 13.7 x 2.24t x 1.5m	1	
ESPF3H06	LEFT BOX TUBE 2	SS TP304L	TUBE	O.D 13.7 x 2.24t x 1.5m	1	
ESPF3H05	LEFT BOX TUBE 1	SS TP304L	TUBE	O.D 13.7 x 2.24t x 1.5m	1	
ESPF3H04	RIGHT TUBE 2	SS TP304L	TUBE	O.D 13.7 x 2.24t x 8.3m	1	
ESPF3H03	RIGHT TUBE 1	SS TP304L	TUBE	O.D 13.7 x 2.24t x 8.5m	1	
ESPF3H02	LEFT TUBE 2	SS TP304L	TUBE	O.D 13.7 x 2.24t x 8.3m	1	
ESPF3H01	LEFT TUBE 1	SS TP304L	TUBE	O.D 13.7 x 2.24t x 8.5m	1	

BILL OF MATERIAL					
APP	D.K. KANG	03.03.17	PROJECT	ITER THERMAL SHIELD MANUFACTURE	
CHK	K.W. NAM	20.02.17	RELEASED BY	SFA	
RD			TITLE	EQUATORIAL CRYOSTAT THERMAL SHIELD	
CHK	K.O. KANG	20.02.17	ECTS PF3 FEEDER SHROUD	iter KOREA	
APP	Y.K. KANG	17.02.17	DETAIL OF COOLING TUBE	iter	
CHK	K.S. LIM	31.01.17	DRAWING NUMBER	2702ES-M501-PF3-07-M0	
DRG	S.M. PARK	23.01.17	REVISION	-	
DRW DOC ID	TV664Y	RELEASED BY	ITER Organization		
LINKED REV PT ID	EUAEV8	APPROVED BY	CORDIEJ		
PBS TITLE	Thermal Shields	CHECKED BY	WUS		
ECTS Feeder Shroud		CONTROLLED BY	DOMBROI		
REV DATE	06 Mar 17	SCALE	PT STATUS	HERN	
SHEET FORMAT	A1	SCALE	PT STATUS	PARKS6	
THIRD ANGLE PROJECTION	11	13	27.02.EF	014213	

				C	

APPROVED BY : KANG D. DATE : 08 JUN 2020. INT. USAGE APP. :
 Space reservation for the banner



PF3 PROTECTION WELD JOINT

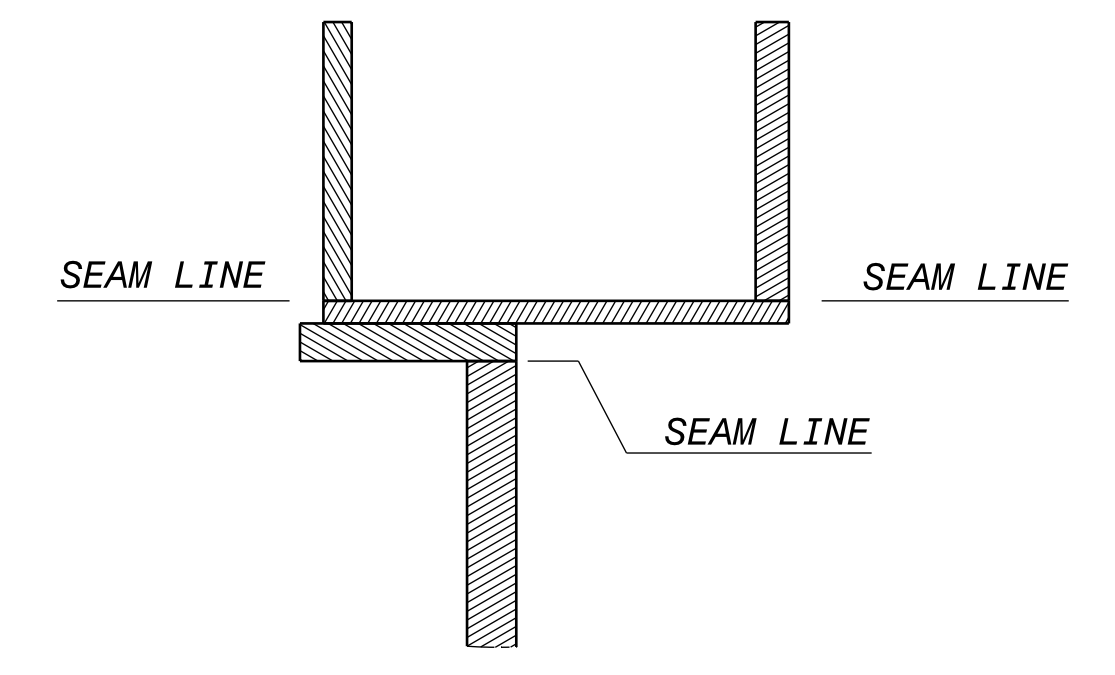
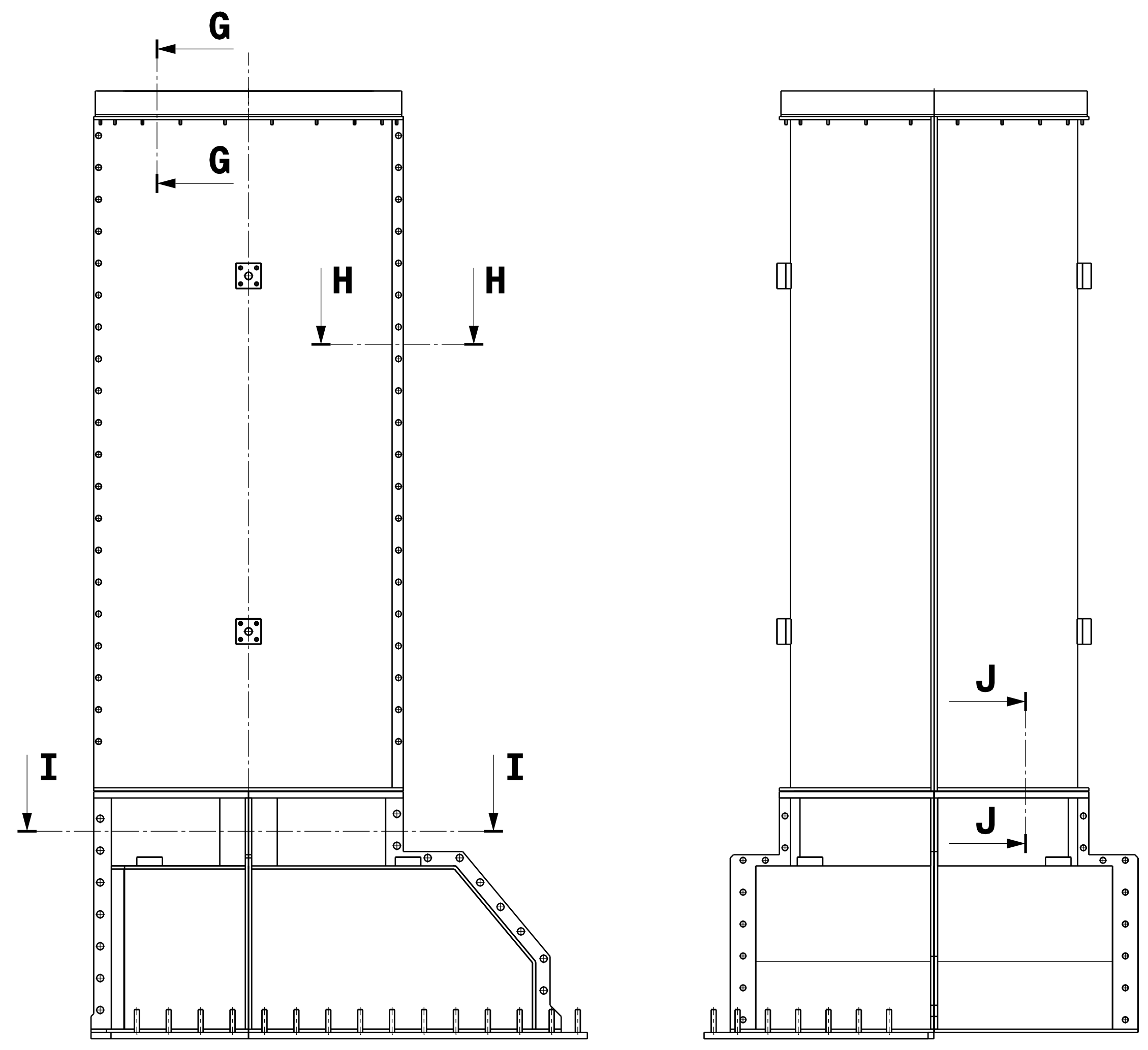
COOLING TUBE WELD JOINT

PF3 PROTECTION BOX WELD JOINT

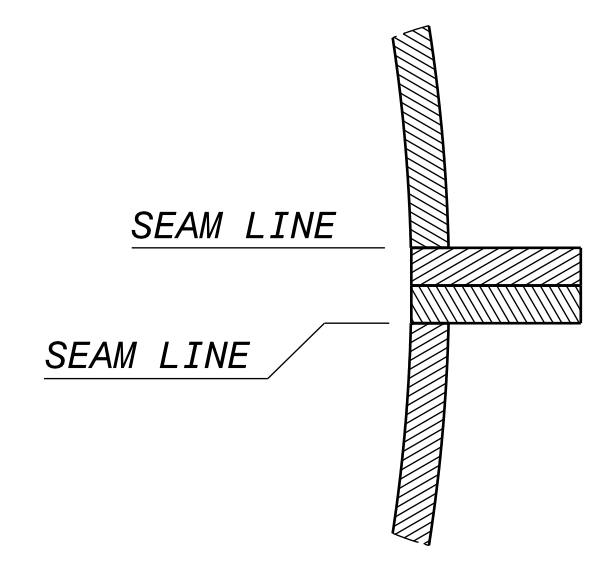
<p>A</p>		<p>E</p>		<p>Q</p>		<p>U</p>	
JOINT NO.	SEE. WELDING DATA PACKAGE	JOINT NO.	SEE. WELDING DATA PACKAGE	JOINT NO.	SEE. WELDING DATA PACKAGE	JOINT NO.	SEE. WELDING DATA PACKAGE
WPS NO.	A-T-0808-003(004,005)	WPS NO.	A-T-0808-003(004,005)	WPS NO.	A-T-0808-003(004,005)	WPS NO.	A-T-0808-003(004,005)
NDE	SEE. WELDING DATA PACKAGE	NDE	SEE. WELDING DATA PACKAGE	NDE	SEE. WELDING DATA PACKAGE	NDE	SEE. WELDING DATA PACKAGE

APP	D. K. KANG	03.03.17	PROJECT	ITER THERMAL SHIELD MANUFACTURE		SFA
CRK	K. W. NAM	20.02.17	TITLE	EQUATORIAL CRYOSTAT THERMAL SHIELD		
APR	K. O. KANG	20.02.17	ECTS PF3 FEEDER SHROUD			ITER KOREA
CHK	Y. K. KANG	17.02.17	WELDING DETAIL - 1/2			
DRG	K. S. LIM	31.01.17	DRAWING NUMBER	2702ES-M501-PF3-08-M0		REVISION
APP	S. M. PARK	23.01.17				-
DRW DOC ID	TV664Y	RELEASED BY	ITER Organization			
LINKED RVS PT ID	EUAEV8	APPROVED BY	CORDIEJ			
PBS TITLE	Thermal Shields Equatorial TS	WUS				
ECTS Feeder Shroud		CHECKED BY	DOMBROI			
REV DATE	06 Mar 17	CONTROLLED BY	HERN			
SHEET FORMAT	A1	DRAWN BY	PARKS6			
SCALE	1:15	DRAWING TITLE	ECTS PF3 FEEDER SHROUD_DRW			
PT STATUS	C	WELDING DETAIL - 1/2				
THIRD ANGLE PROJECTION		SHEET	12	TOTAL SHEETS	13	PBS 3 LEVELS
		DRAWING NUMBER	014213		REVISION DR STATUS	---

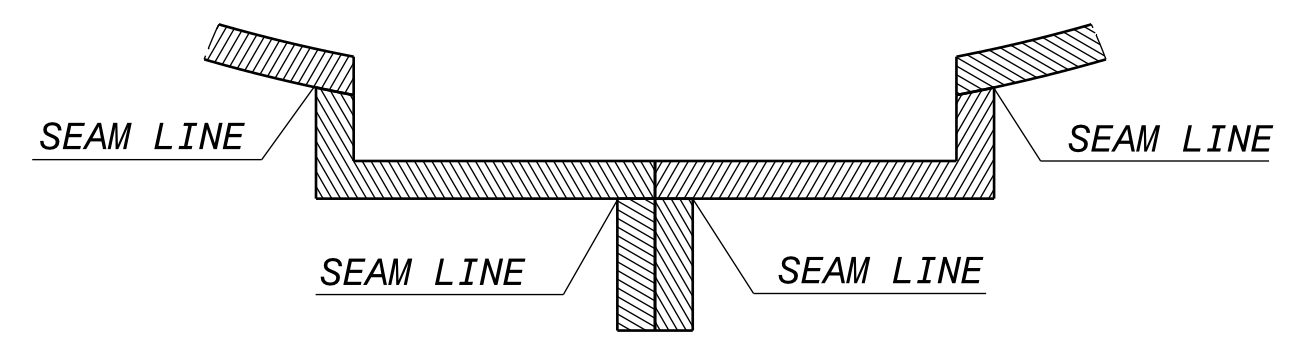
APPROVED BY: KANG D. DATE: 08 JUN 2020. INT. USAGE APP. Spacreservation for the banner



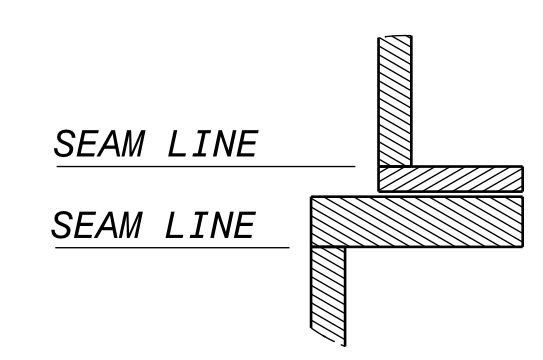
SECTION CUT G-G
WC-01, 11, 77, 78



SECTION CUT H-H
WC-03, 06, 13, 16



SECTION CUT I-I
WC-23, 36, 48, 60
WC-26, 39, 51, 63



SECTION CUT J-J
WC-02, 12
WC-28, 41, 53, 65

PF3 FEEDER SHROUD WELD JOINT

A		E		Q		U	
JOINT NO.	SEE. WELDING DATA PACKAGE	JOINT NO.	SEE. WELDING DATA PACKAGE	JOINT NO.	SEE. WELDING DATA PACKAGE	JOINT NO.	SEE. WELDING DATA PACKAGE
WPS NO.	A-T-0808-003(004,005)	WPS NO.	A-T-0808-003(004,005)	WPS NO.	A-T-0808-003(004,005)	WPS NO.	A-T-0808-003(004,005)
NDE	SEE. WELDING DATA PACKAGE	NDE	SEE. WELDING DATA PACKAGE	NDE	SEE. WELDING DATA PACKAGE	NDE	SEE. WELDING DATA PACKAGE

APP D.K. KANG	03.03.17	PROJECT ITER THERMAL SHIELD MANUFACTURE	SFA
CHK K.W. NAM	20.02.17	TITLE EQUATORIAL CRYOSTAT THERMAL SHIELD	
APP K.O. KANG	20.02.17	TITLE ECTS PF3 FEEDER SHROUD	ITER KOREA
CHK Y.K. KANG	17.02.17	TITLE WELDING DETAIL - 2/2	
APP K.S. LIM	31.01.17	DRAWING NUMBER 2702ES-M501-PF3-09-M0	REVISION
CHK S.M. PARK	23.01.17		-
DRW DOC ID TV664Y	RELEASED BY CORDIEJ	ITER Organization	
LINKED REV PT ID EUAEV8	APPROVED BY WUS		
PBS TITLE Thermal Shields Equatorial TS ECTS Feeder Shroud	CHECKED BY DOMBROI	DRAWING TITLE ECTS PF3 FEEDER SHROUD_DRW	
REV DATE 06 Mar 17	SCALE MD	CONTROLLED BY HERN	ECTS PF3 FEEDER SHROUD
SHEET FORMAT A1	SCALE 1:12	PT STATUS C	WELDING DETAIL - 2/2
THIRD ANGLE PROJECTION	BY SHEETS 13	PBS 3 LEVELS 13	DRAWING NUMBER 014213
			REVISION DR STATUS --- C

APPROVED BY: KANG D. DATE: 08 JUN 2020. INT. USAGE APP.:
 MATURITY: MD STATUS: DA APPROVED BY: HER N. DATE: 08 JUN 2020
 SPACE RESERVATION FOR THE BANNER



1 2 3 4 5 6 7 8

A

A

B

B



C

C

D

D

Spacereservation for the banner

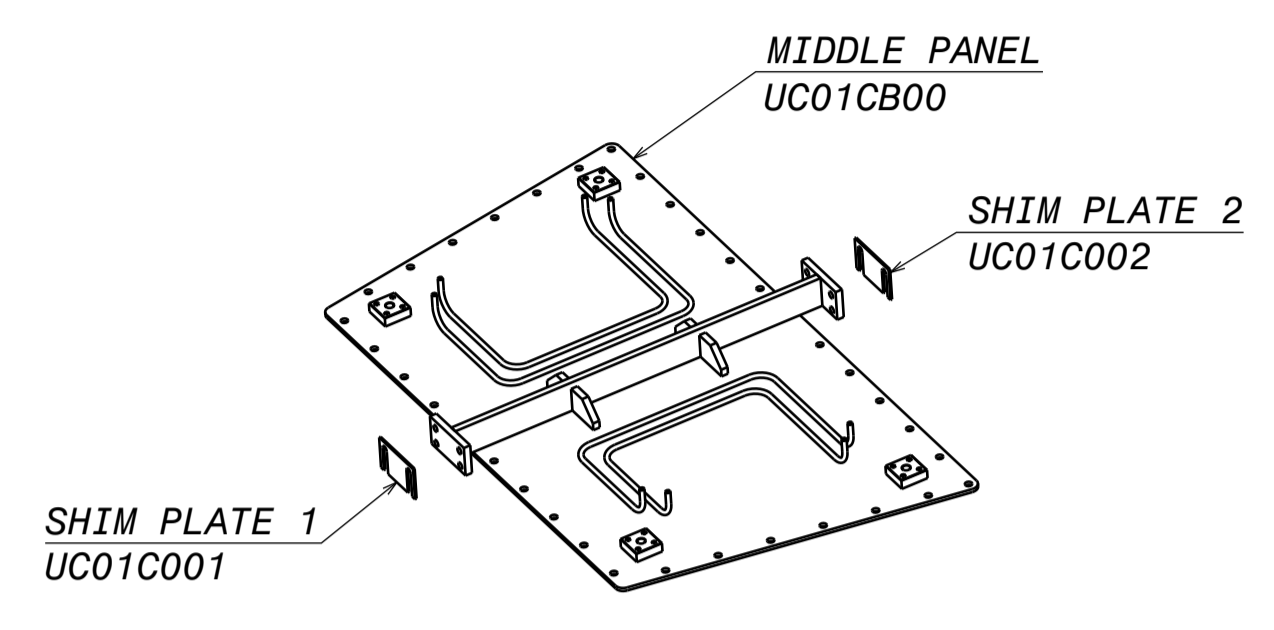
-	FIRST RELEASE				ALL	ALL	10JUL2018		
REV No.	DETAILS OF MODIFICATION				SHEET No.	GRID REF	DATE	DCR No.	
	DRW DOC ID	UJFBPY		RELEASED BY	ITER Organization			 <small>china EU india japan korea russia USA</small>	
	LINKED EV5 PT ID	UJDTYR		APPROVED BY					
	PBS TITLE			CHECKED BY					
	Thermal Shields Upper Cryostat TS Upper CTS Lid			CONTROLLED BY	NOHC				
	REV DATE	PT MATURITY	PT VERSION	DRAWN BY	LEEC7				
	16 Oct 23	MD	---						
	SHEET FORMAT	SCALE	PT STATUS						
	A3	1:1	DD						
	THIRD ANGLE PROJECTION			SHEET	N° OF SHEETS	PBS 3 LEVELS	DRAWING NUMBER	REVISION	DR STATUS
				01	13	27,01_UL	014333	---	DD

REV No.	DETAILS OF MODIFICATION	SHEET No.	GRID REF	DATE	DCR No.
---------	-------------------------	-----------	----------	------	---------

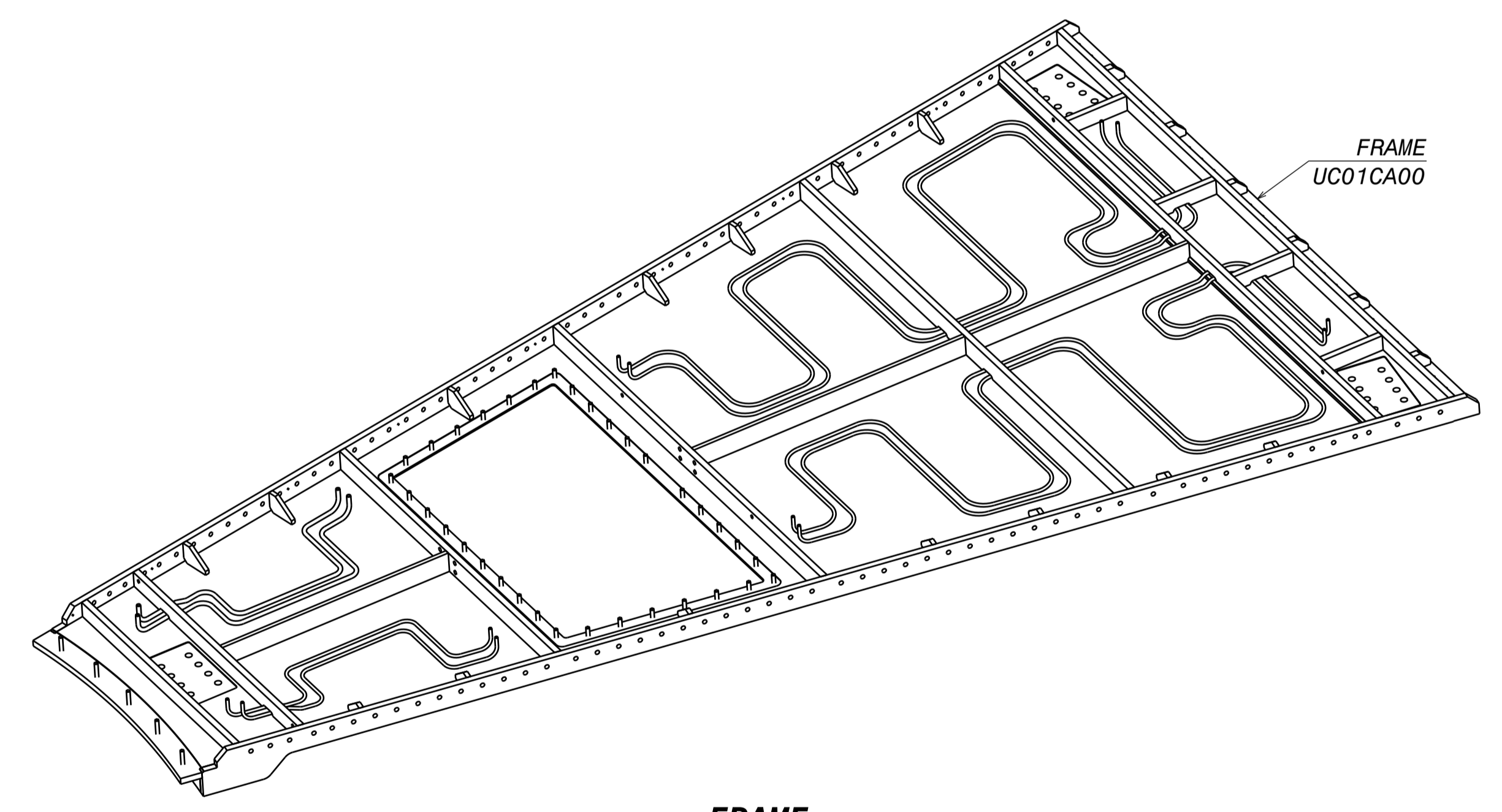
1 2 3 4 5 6 7 8

Spacereservation for the banner

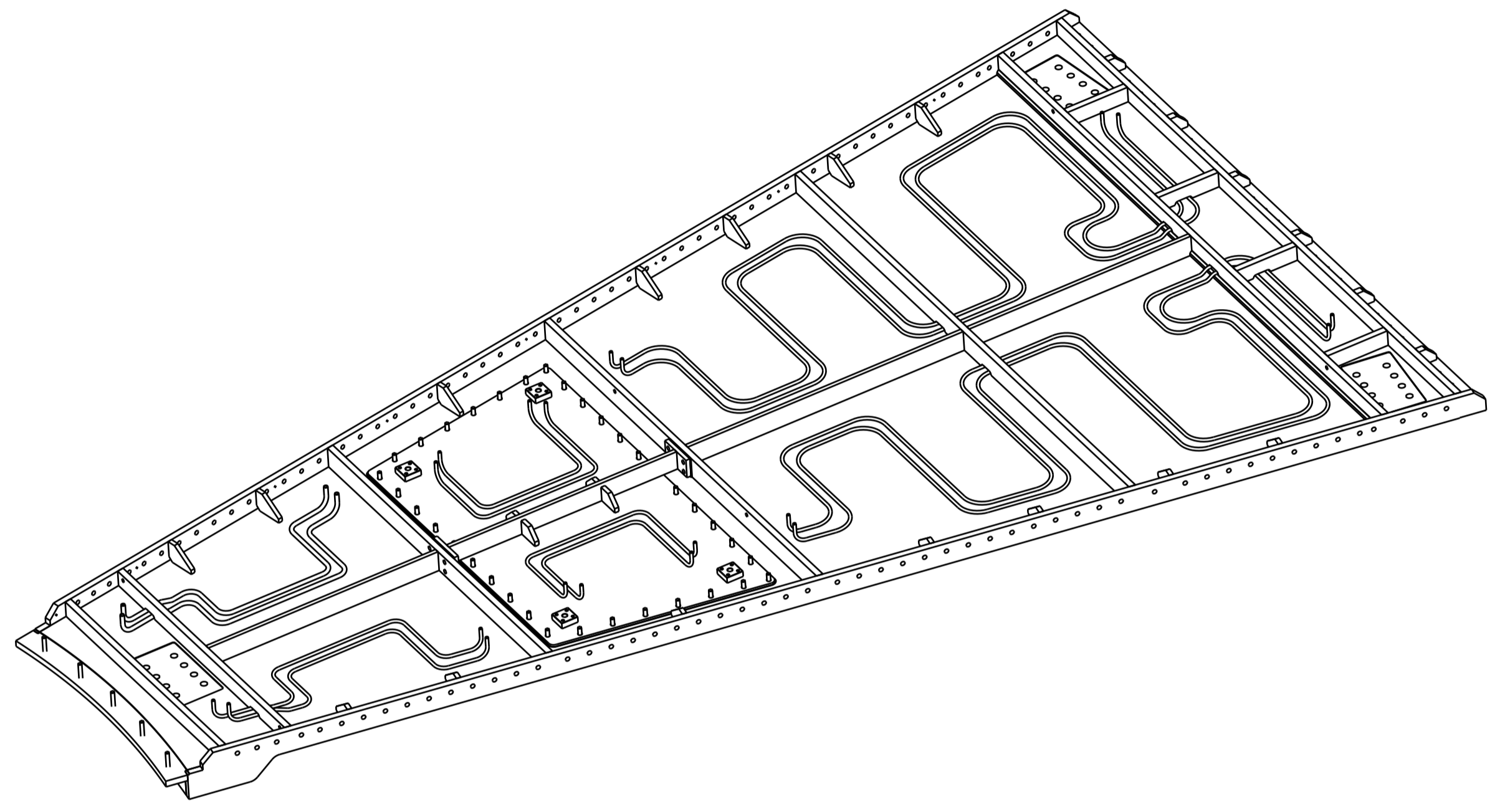
Note
 1. All dimensions are shown in millimeters unless otherwise noted.
 2. This drawings are for the UCTS OUTER LID.
 3. Total 1 set. (PORT #01-#18)



MIDDLE PANEL



FRAME



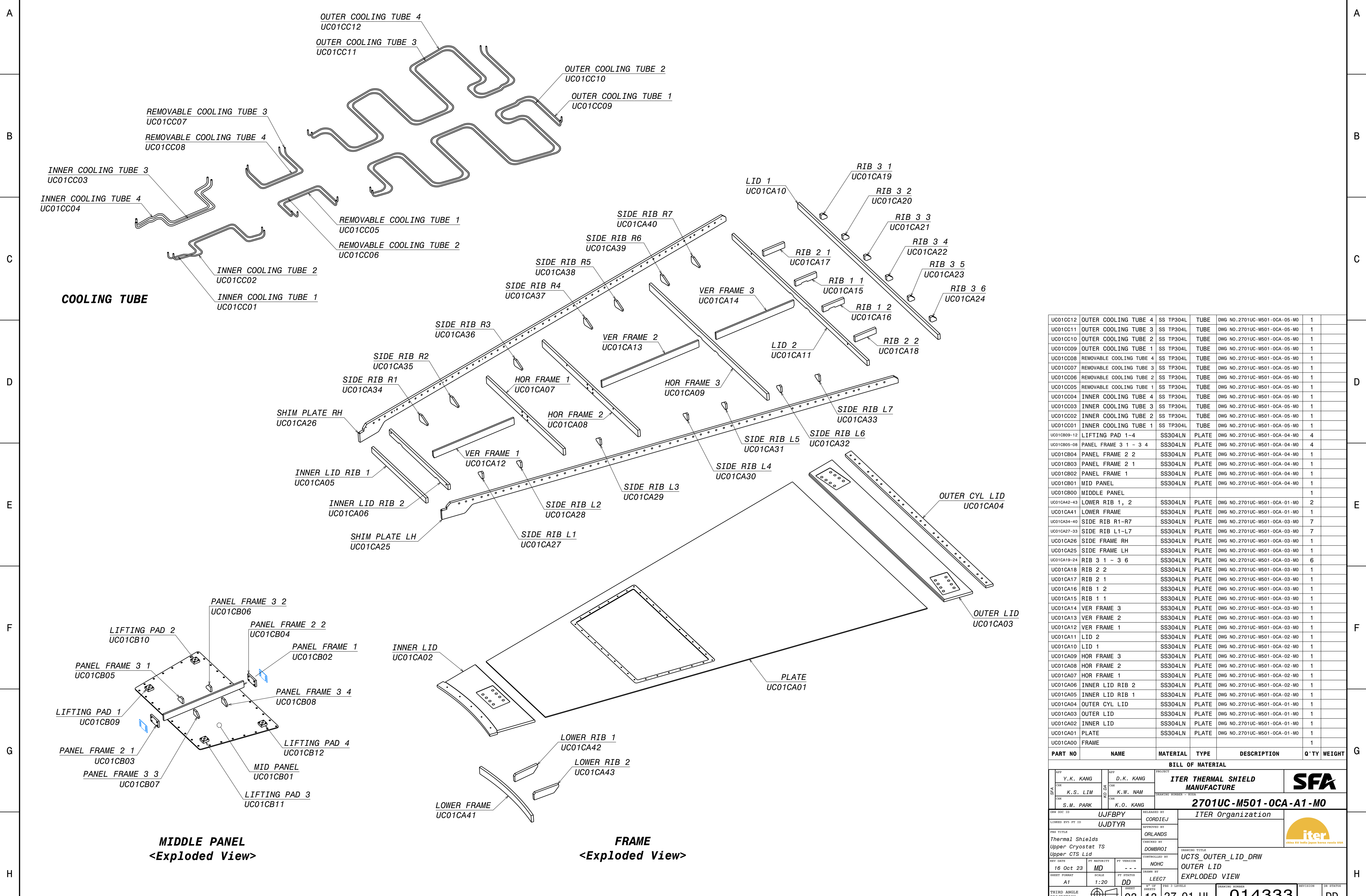
**UCTS OUTER LID
<ASSEMBLY>**

UC01C002	SHIM PLATE 2	SS304LN	PLATE	DWG NO.2701UC-M501-OCA-04-MO	1	
UC01C001	SHIM PLATE 1	SS304LN	PLATE	DWG NO.2701UC-M501-OCA-04-MO	1	
UC01CB00	MIDDLE PANEL				1	
UC01CA00	FRAME				1	
UC01C000	UCTS OUTER LID	-	-	-	1	2303
PART NO	NAME	MATERIAL	TYPE	DESCRIPTION	Q'TY	WEIGHT (kg)

BILL OF MATERIAL

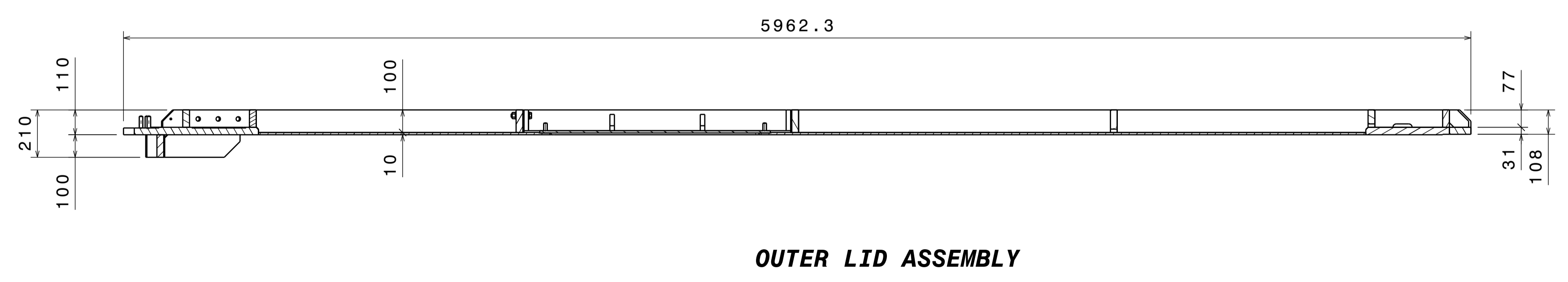
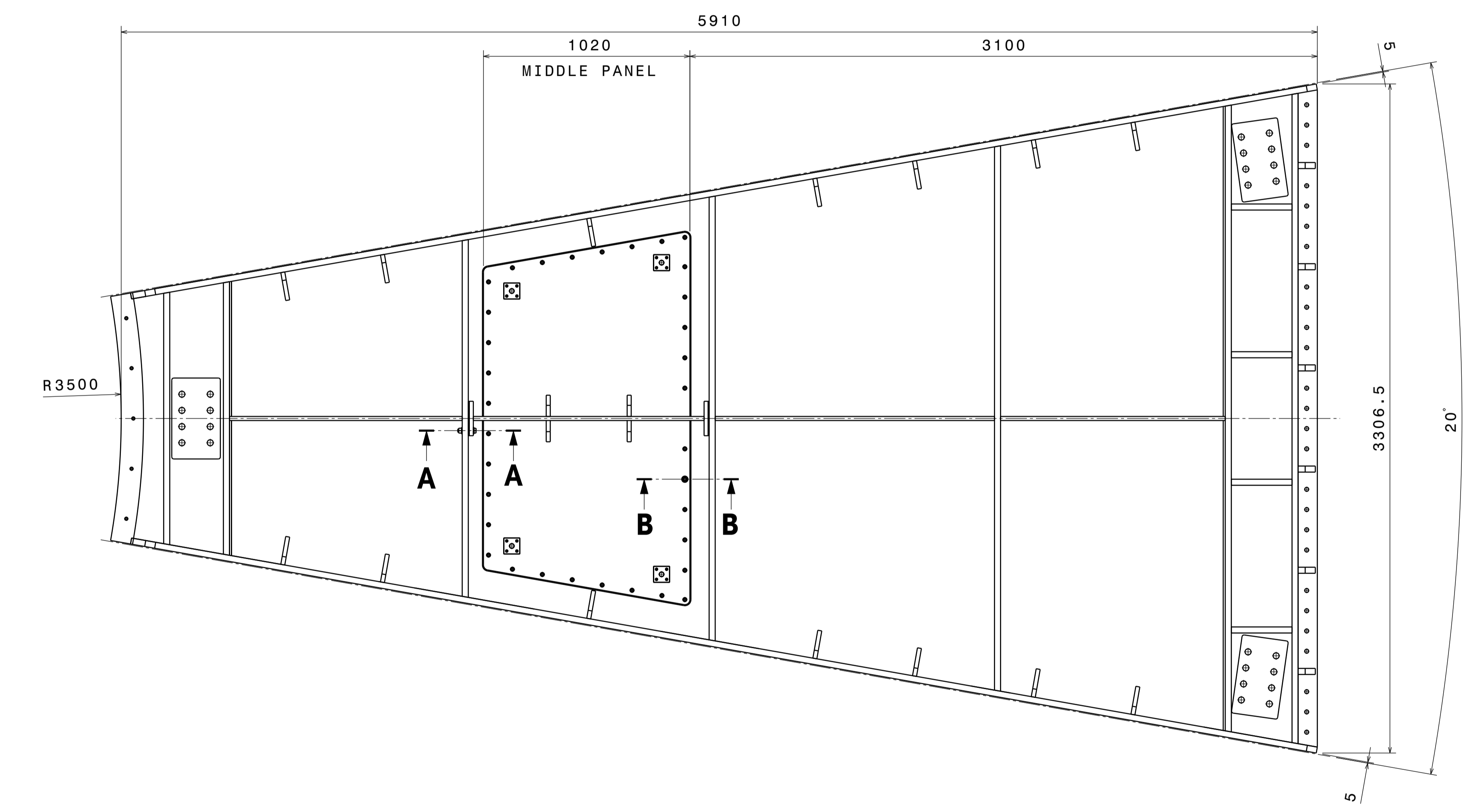
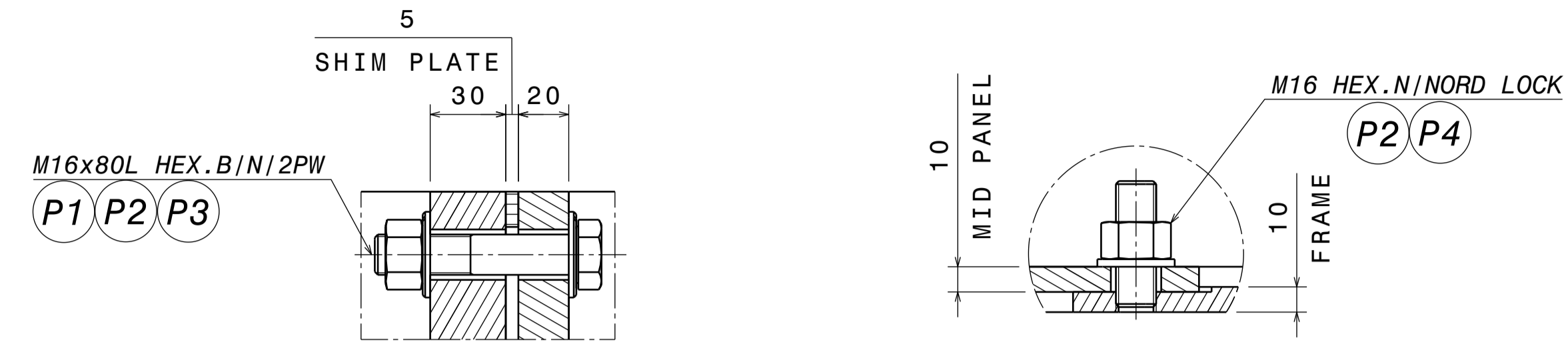
APP Y.K. KANG	CHK K.S. LIM	APP D.K. KANG	CHK K.W. NAM	PROJECT ITER THERMAL SHIELD MANUFACTURE	SFA
APP S.M. PARK	CHK K.O. KANG	DRAWING NUMBER - 0001		2701UC-M501-OCA-A0-MO	
DRW DOC ID UJFBPY	RELEASED BY COR DIEJ	ITER Organization			
LINED BY UJDTYR	APPROVED BY ORLANDS	Thermal Shields Upper Cryostat TS Upper CTS Lid			
DATE 16 Oct 23	SCALE 1:20	PP NO MD	PP STATUS DD	CONTROLLED BY NOHC	DRAWING TITLE UCTS_OUTER_LID_DRW
DRW BY A1	DRW BY LEEC7	ITER			OUTER LID ISOMETRIC VIEW
THIRD ANGLE PROJECTION	02	13	27,01	UL	014333

Spacereservation for the banner



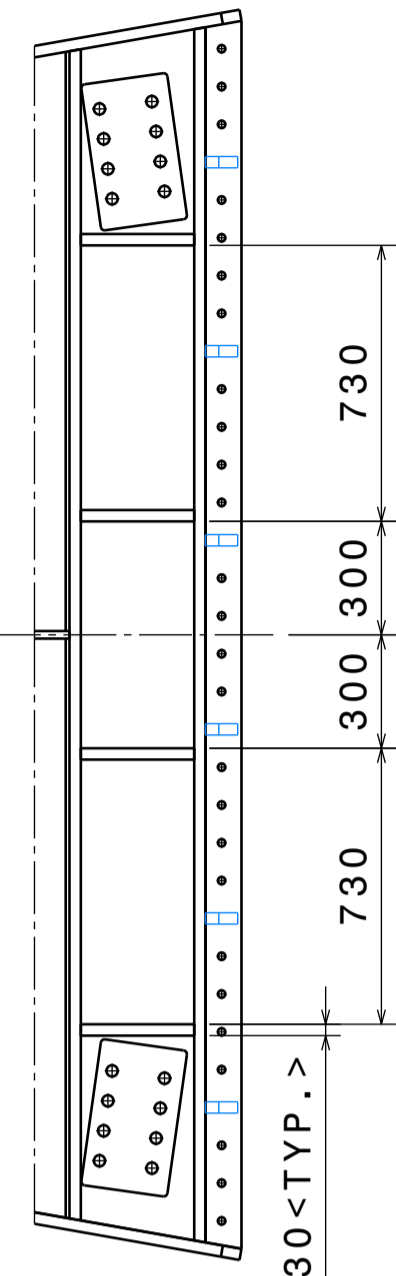
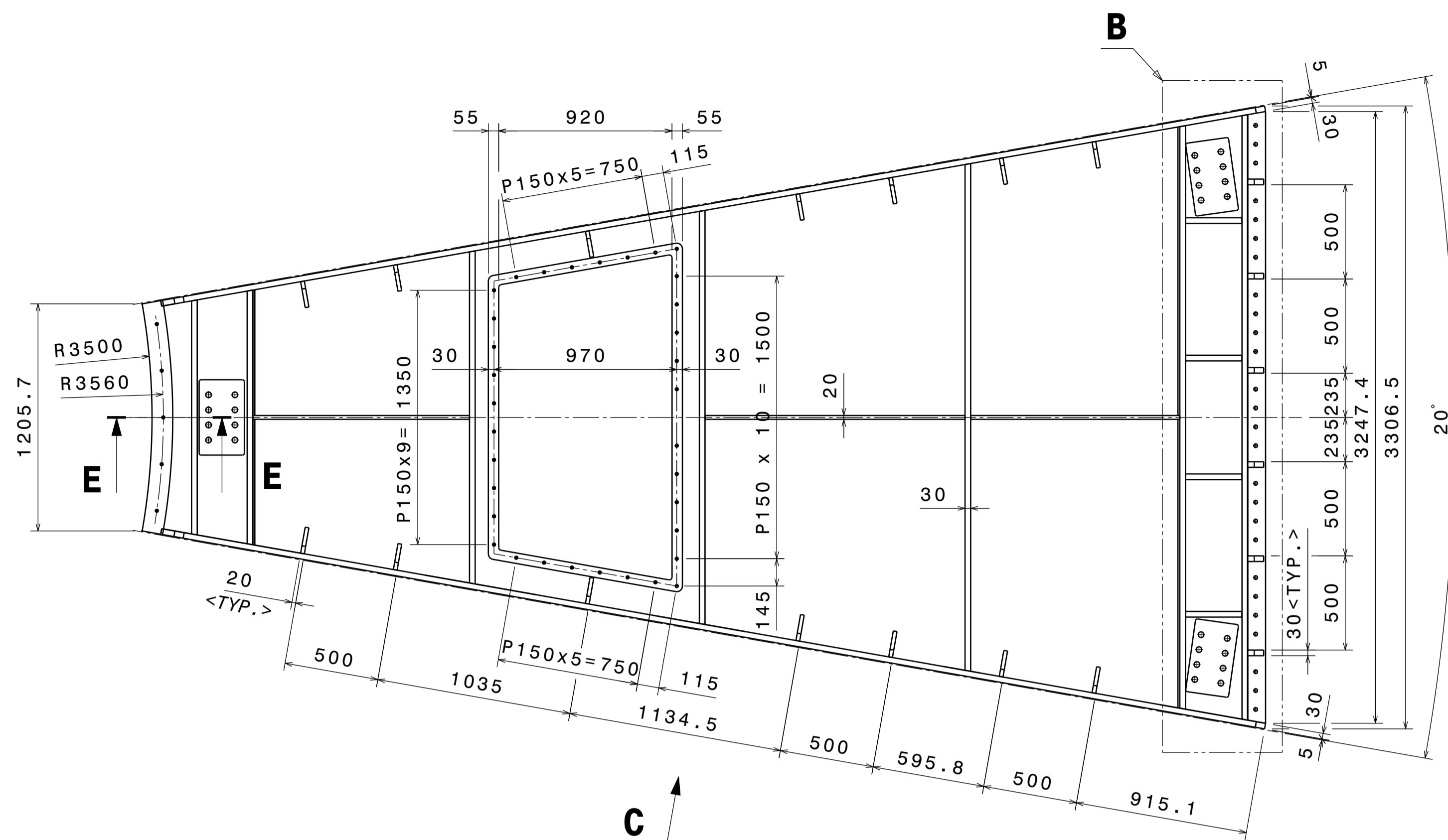
PART NO	NAME	MATERIAL	TYPE	DESCRIPTION	Q'TY	WEIGHT
UC01CC12	OUTER COOLING TUBE 4	SS TP304L	TUBE	DWG NO.2701UC-M501-OCA-05-MO	1	
UC01CC11	OUTER COOLING TUBE 3	SS TP304L	TUBE	DWG NO.2701UC-M501-OCA-05-MO	1	
UC01CC10	OUTER COOLING TUBE 2	SS TP304L	TUBE	DWG NO.2701UC-M501-OCA-05-MO	1	
UC01CC09	OUTER COOLING TUBE 1	SS TP304L	TUBE	DWG NO.2701UC-M501-OCA-05-MO	1	
UC01CC08	REMOVABLE COOLING TUBE 4	SS TP304L	TUBE	DWG NO.2701UC-M501-OCA-05-MO	1	
UC01CC07	REMOVABLE COOLING TUBE 3	SS TP304L	TUBE	DWG NO.2701UC-M501-OCA-05-MO	1	
UC01CC06	REMOVABLE COOLING TUBE 2	SS TP304L	TUBE	DWG NO.2701UC-M501-OCA-05-MO	1	
UC01CC05	REMOVABLE COOLING TUBE 1	SS TP304L	TUBE	DWG NO.2701UC-M501-OCA-05-MO	1	
UC01CC04	INNER COOLING TUBE 4	SS TP304L	TUBE	DWG NO.2701UC-M501-OCA-05-MO	1	
UC01CC03	INNER COOLING TUBE 3	SS TP304L	TUBE	DWG NO.2701UC-M501-OCA-05-MO	1	
UC01CC02	INNER COOLING TUBE 2	SS TP304L	TUBE	DWG NO.2701UC-M501-OCA-05-MO	1	
UC01CC01	INNER COOLING TUBE 1	SS TP304L	TUBE	DWG NO.2701UC-M501-OCA-05-MO	1	
UC01CB09-12	LIFTING PAD 1-4	SS304LN	PLATE	DWG NO.2701UC-M501-OCA-04-MO	4	
UC01CB05-08	PANEL FRAME 3 1 - 3 4	SS304LN	PLATE	DWG NO.2701UC-M501-OCA-04-MO	4	
UC01CB04	PANEL FRAME 2 2	SS304LN	PLATE	DWG NO.2701UC-M501-OCA-04-MO	1	
UC01CB03	PANEL FRAME 2 1	SS304LN	PLATE	DWG NO.2701UC-M501-OCA-04-MO	1	
UC01CB02	PANEL FRAME 1	SS304LN	PLATE	DWG NO.2701UC-M501-OCA-04-MO	1	
UC01CB01	MID PANEL	SS304LN	PLATE	DWG NO.2701UC-M501-OCA-04-MO	1	
UC01CA42-43	LOWER RIB 1, 2	SS304LN	PLATE	DWG NO.2701UC-M501-OCA-01-MO	2	
UC01CA41	LOWER FRAME	SS304LN	PLATE	DWG NO.2701UC-M501-OCA-01-MO	1	
UC01CA34-40	SIDE RIB R1-R7	SS304LN	PLATE	DWG NO.2701UC-M501-OCA-03-MO	7	
UC01CA27-33	SIDE RIB L1-L7	SS304LN	PLATE	DWG NO.2701UC-M501-OCA-03-MO	7	
UC01CA26	SIDE FRAME RH	SS304LN	PLATE	DWG NO.2701UC-M501-OCA-03-MO	1	
UC01CA25	SIDE FRAME LH	SS304LN	PLATE	DWG NO.2701UC-M501-OCA-03-MO	1	
UC01CA19-24	RIB 3 1 - 3 6	SS304LN	PLATE	DWG NO.2701UC-M501-OCA-03-MO	6	
UC01CA18	RIB 2 2	SS304LN	PLATE	DWG NO.2701UC-M501-OCA-03-MO	1	
UC01CA17	RIB 2 1	SS304LN	PLATE	DWG NO.2701UC-M501-OCA-03-MO	1	
UC01CA16	RIB 1 2	SS304LN	PLATE	DWG NO.2701UC-M501-OCA-03-MO	1	
UC01CA15	RIB 1 1	SS304LN	PLATE	DWG NO.2701UC-M501-OCA-03-MO	1	
UC01CA14	VER FRAME 3	SS304LN	PLATE	DWG NO.2701UC-M501-OCA-03-MO	1	
UC01CA13	VER FRAME 2	SS304LN	PLATE	DWG NO.2701UC-M501-OCA-03-MO	1	
UC01CA12	VER FRAME 1	SS304LN	PLATE	DWG NO.2701UC-M501-OCA-03-MO	1	
UC01CA11	LID 2	SS304LN	PLATE	DWG NO.2701UC-M501-OCA-02-MO	1	
UC01CA10	LID 1	SS304LN	PLATE	DWG NO.2701UC-M501-OCA-02-MO	1	
UC01CA09	HOR FRAME 3	SS304LN	PLATE	DWG NO.2701UC-M501-OCA-02-MO	1	
UC01CA08	HOR FRAME 2	SS304LN	PLATE	DWG NO.2701UC-M501-OCA-02-MO	1	
UC01CA07	HOR FRAME 1	SS304LN	PLATE	DWG NO.2701UC-M501-OCA-02-MO	1	
UC01CA06	INNER LID RIB 2	SS304LN	PLATE	DWG NO.2701UC-M501-OCA-02-MO	1	
UC01CA05	INNER LID RIB 1	SS304LN	PLATE	DWG NO.2701UC-M501-OCA-02-MO	1	
UC01CA04	OUTER CYL LID	SS304LN	PLATE	DWG NO.2701UC-M501-OCA-01-MO	1	
UC01CA03	OUTER LID	SS304LN	PLATE	DWG NO.2701UC-M501-OCA-01-MO	1	
UC01CA02	INNER LID	SS304LN	PLATE	DWG NO.2701UC-M501-OCA-01-MO	1	
UC01CA01	PLATE	SS304LN	PLATE	DWG NO.2701UC-M501-OCA-01-MO	1	
UC01CA00	FRAME				1	

BILL OF MATERIAL							
APP: Y.K. KANG	DES: D.K. KANG	PROJECT: ITER THERMAL SHIELD MANUFACTURE		SFA			
CHK: K.S. LIM	DES: K.W. NAM	DRAWING NUMBER: 2701UC-M501-OCA-A1-MO					
CHK: S.M. PARK	DES: K.O. KANG	ITER Organization					
REV: 03	REV: UJFBPY	RELEASER: CORDIEJ					
REV: 02	REV: UJDTYR	APPROVED BY: ORLANDS					
REV: 01		CHECKED BY: DOMBROI					
REV: 00		CONTROLLED BY: UCTS_OUTER_LID_DRW					
REV: 00		CONTROLLED BY: OUTER_LID					
REV: 00		CONTROLLED BY: EXPLODED VIEW					
DATE: 16 Oct 23	SCALE: 1:20	REV: 03	REV: 13	REV: 27,01	REV: UL	REV: 014333	REV: DD

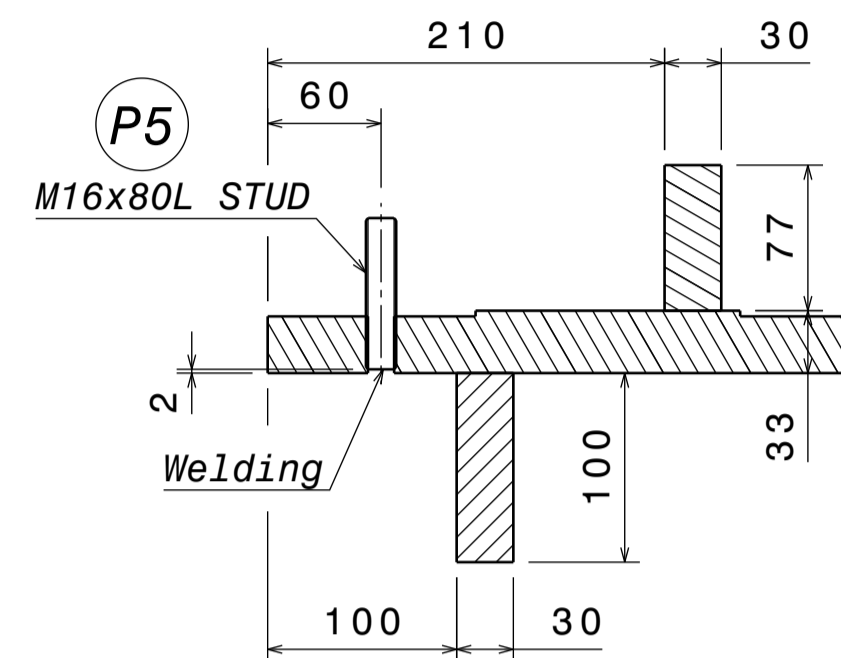


PART NO	NAME	MATERIAL	TYPE	DESCRIPTION	Q'TY	WEIGHT
P4	NORD LOCK	SS316	PLATE	M16	34	
P3	M16 PLAIN WASHER	SS316L	PLATE	Customized with M18 Head	50	
P2	HEX. NUT	SS316	PLATE	M16	8	
P1	HEX. BOLT	SS316	PLATE	M16 x 80L	8	

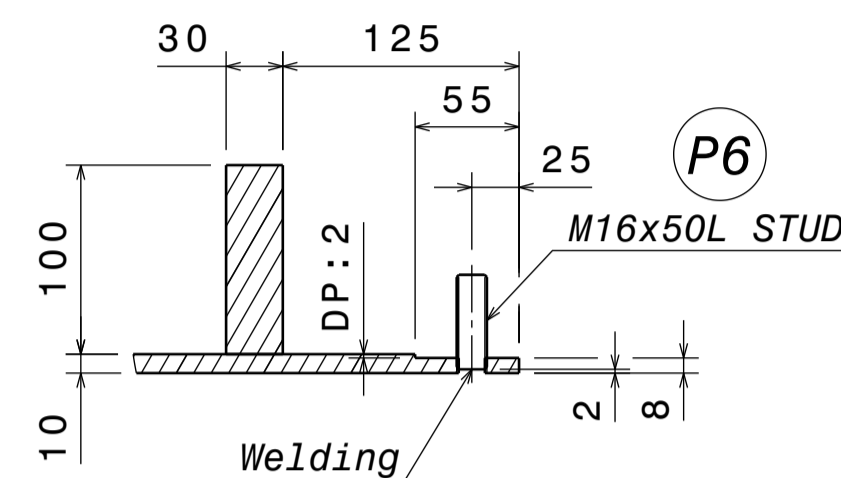
BILL OF MATERIAL						
APP: Y.K. KANG	APP: D.K. KANG	PROJECT: ITER THERMAL SHIELD MANUFACTURE		SFA		
CHK: K.S. LIM	CHK: K.W. NAM	DRAWING NUMBER: 2701UC-M501-OCA-A2-M0				
CHK: S.M. PARK	CHK: K.O. KANG	ITER Organization				
REV DATE	REV	REV	REV	DRAWING TITLE		
16 Oct 23	MD	NOHC	LEEC7	UCTS_OUTER_LID_DRW		
AT	1:15	DD		OUTER LID ASSEMBLY DRAWING		
THIRD ANGLE PROJECTION	04	13	27,01	UL	014333	--- DD



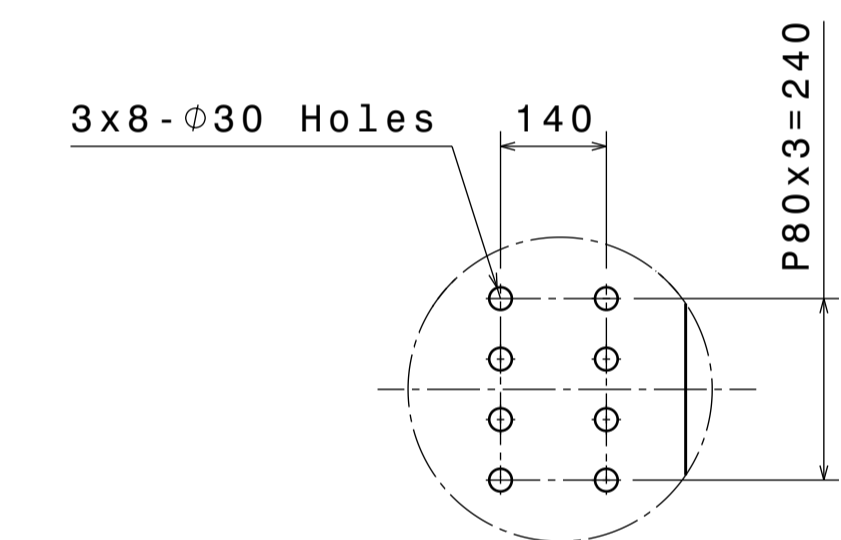
DETAIL B



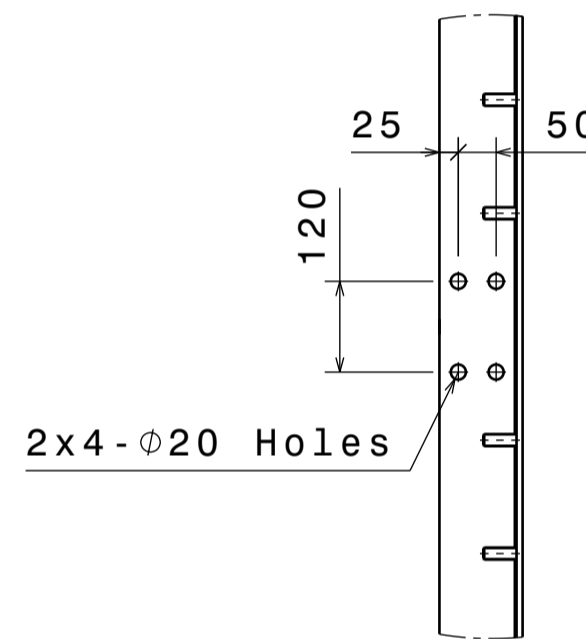
SECTION CUT E-E
Scale: 1:4



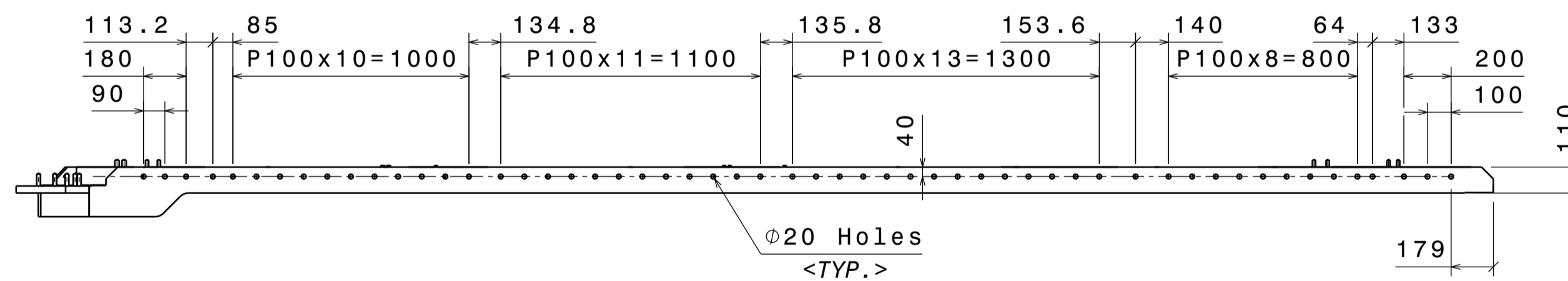
SECTION CUT F-F
Scale: 1:4



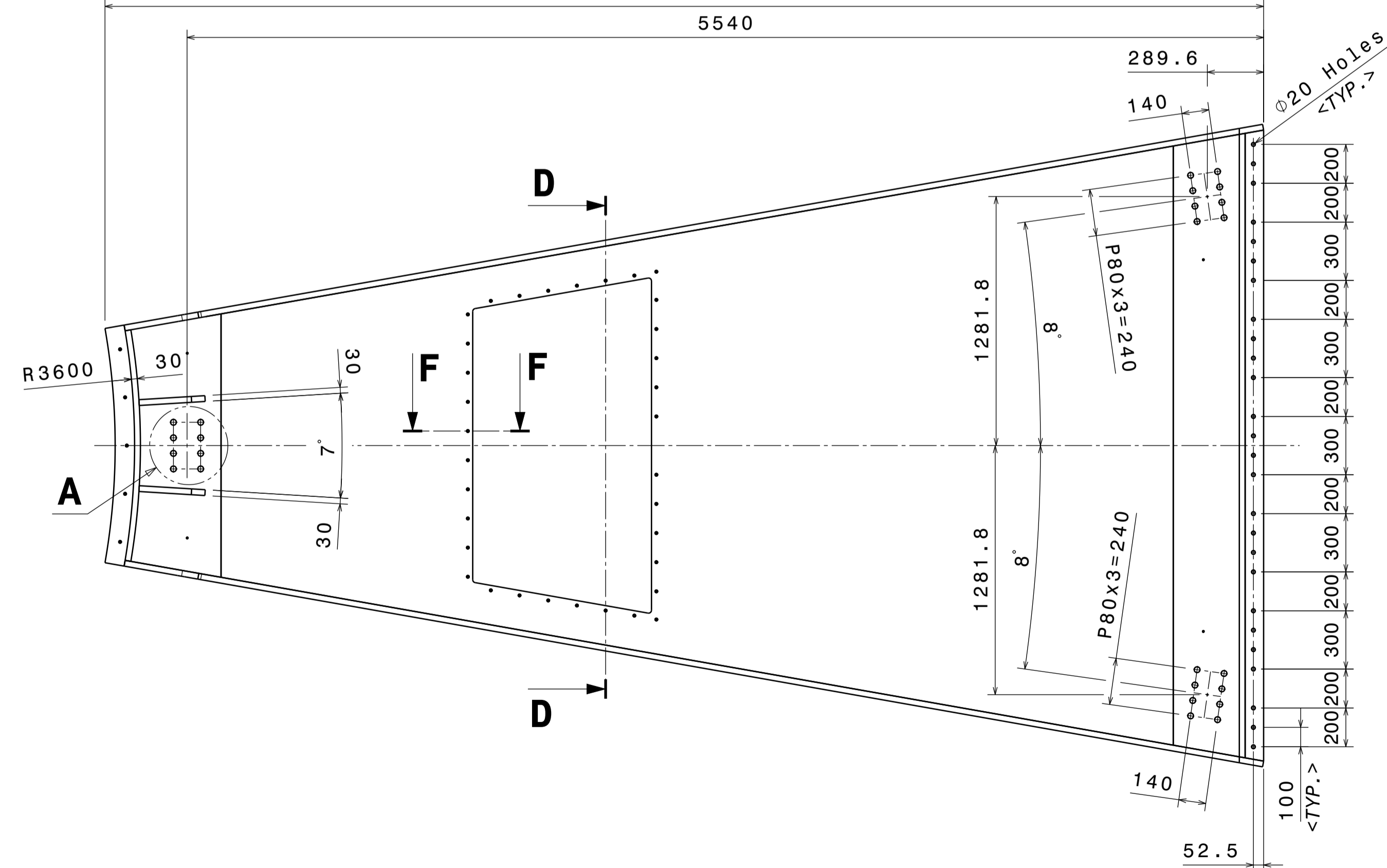
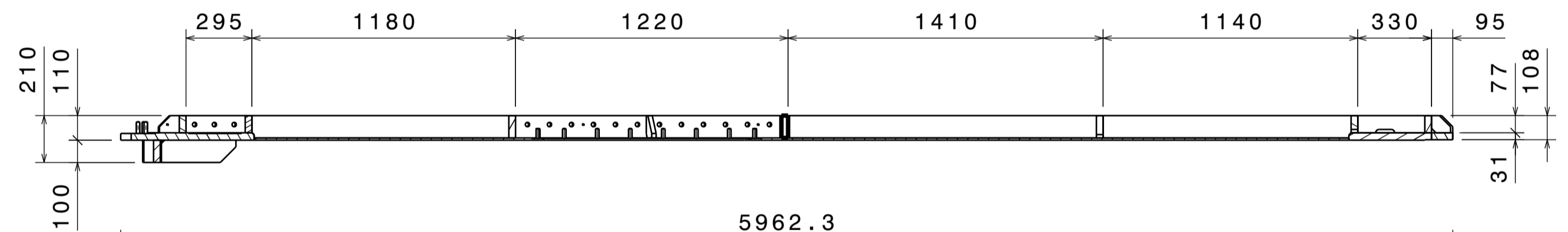
DETAIL A
Scale: 1:10



SECTION VIEW D-D
Scale: 1:10



AUXILIARY VIEW C



FRAME ASSEMBLY

Note

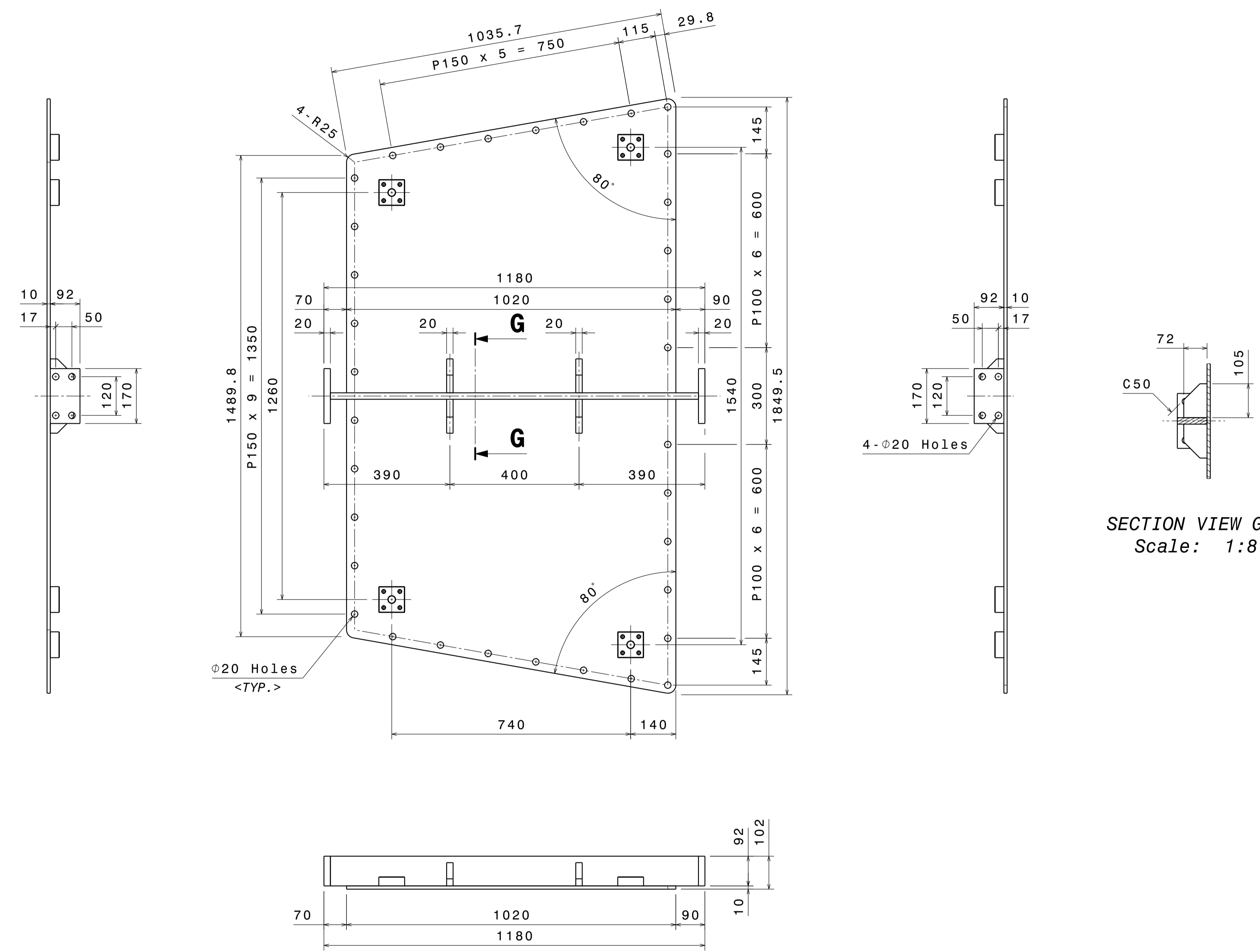
1. All dimensions are shown in millimeters unless otherwise noted.
2. All machining fluids shall use approved water soluble fluids.
3. The surface finish of all not exceed Ra0.24um and Ra6.3um.
4. The extruded beads of all butt welds shall be removed smoothly by using machining or grinding

PART NO	NAME	MATERIAL	TYPE	DESCRIPTION	Q'TY	WEIGHT
P6	STUD BOLT	SS316	ROUND BAR	M16 x 50L	34	
P5	STUD BOLT	SS316	ROUND BAR	M16 x 80L	5	

BILL OF MATERIAL						
APP	CHK	DES	DRW	REV	DATE	PROJECT
Y.K. KANG	K.S. LIM	S.M. PARK	D.K. KANG	K.W. NAM		ITER THERMAL SHIELD MANUFACTURE
						2701UC-M501-OCA-A3-M0
ITER Organization						
Thermal Shields						
Upper Cryostat TS						
Upper CTS Ltd						
DATE	SCALE	PP	PP	PP	PP	DRAWING TITLE
16 Oct 23	1:20	MD	DD	NOHC	LEEC7	UCTS_OUTER_LID_DRW
DRAWN BY						FRAME ASSEMBLY DRAWING
THIRD ANGLE PROJECTION						
05	13	27	01	UL	014333	---

Note

1. All dimensions are shown in millimeters unless otherwise noted.
2. All machining fluids shall use approved water soluble fluids.
3. The surface finish of all not exceed Ra0.24um and Ra6.3um.
4. The extruded beads of all butt welds shall be removed smoothly by using machining or grinding

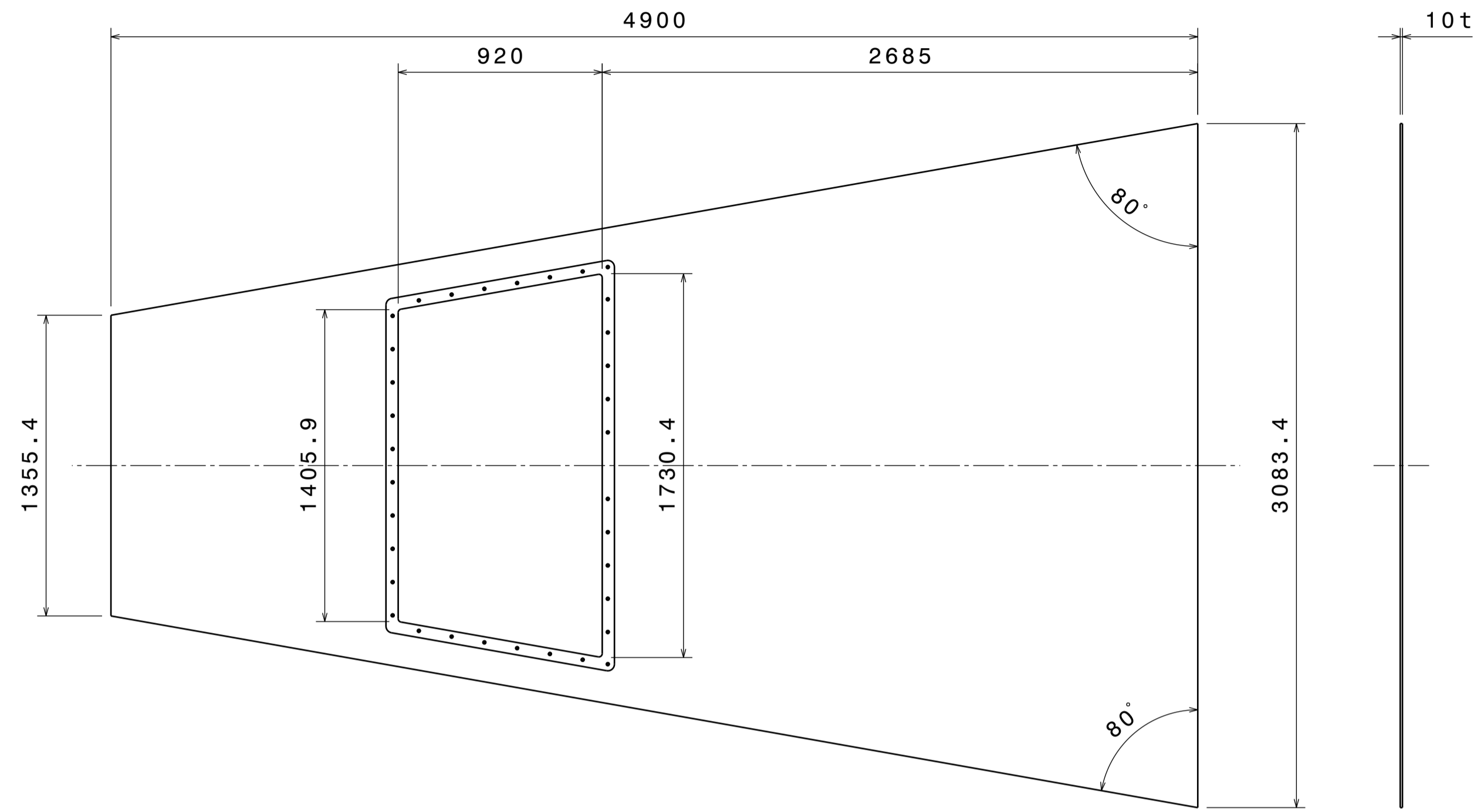


MIDDLE PANEL ASSEMBLY

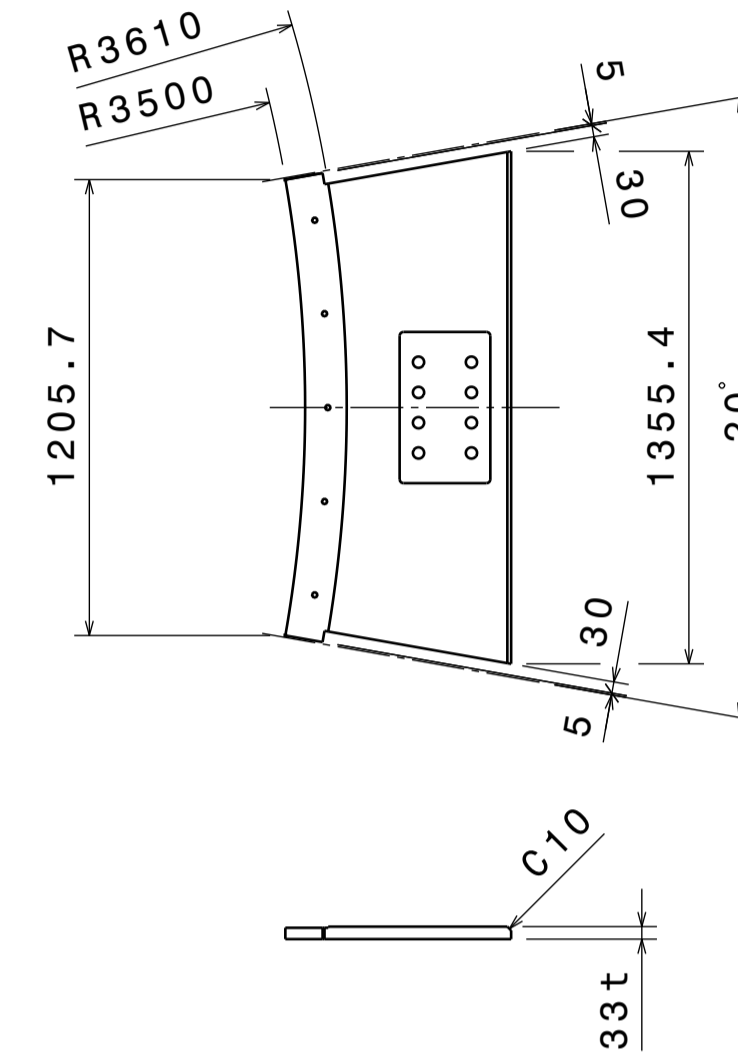
APP Y.K. KANG	APP D.K. KANG	PROJECT ITER THERMAL SHIELD MANUFACTURE	SFA
CHK K.S. LIM	CHK K.W. NAM	DRAWING NUMBER - 0001	
CHK S.M. PARK	CHK K.O. KANG	2701UC-M501-OCA-A4-M0	
ISSN DOC ID UJFBPY	RELEASED BY CORDIEJ	ITER Organization	
LINKED SVS PT ID UJDTYR	APPROVED BY ORLANDS		
PFB TITLE Thermal Shields Upper Cryostat TS Upper CTS Lid	CHECKED BY DOMBROI		
REV DATE 16 Oct 23	PP AUTHORITY MD	PP VERSION NOHC	DRAWING TITLE UCTS_OUTER_LID_DRW
DRAWN BY AT	SCALE 1:8	PP STATUS DD	OUTER LID
THIRD ANGLE PROJECTION	DRWG NO 06	REV 3 LEVELS	MID PANEL ASSEMBLY DRAWING
	06	13	27.01.UL
			014333

			DD

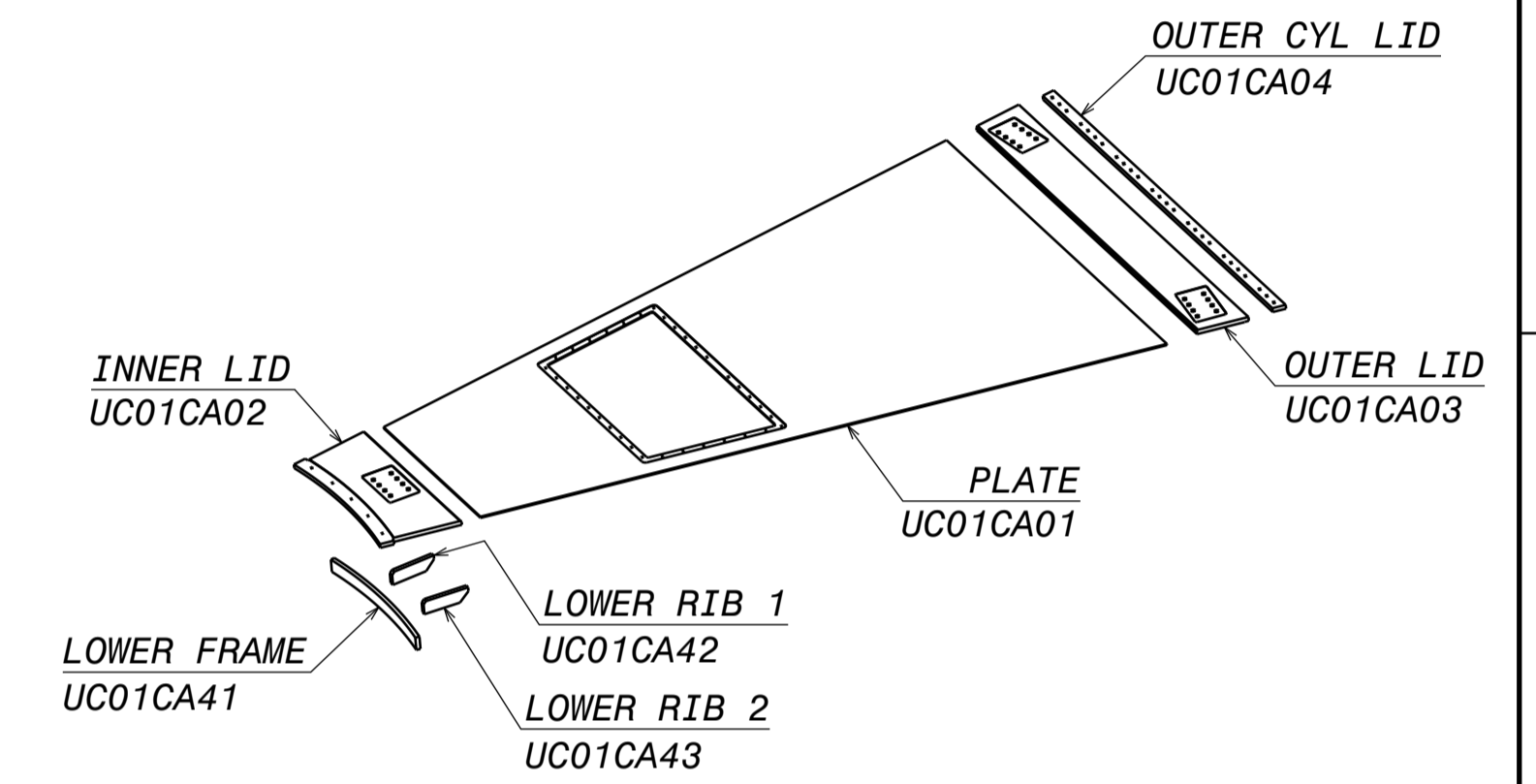
Spacereservation for the banner



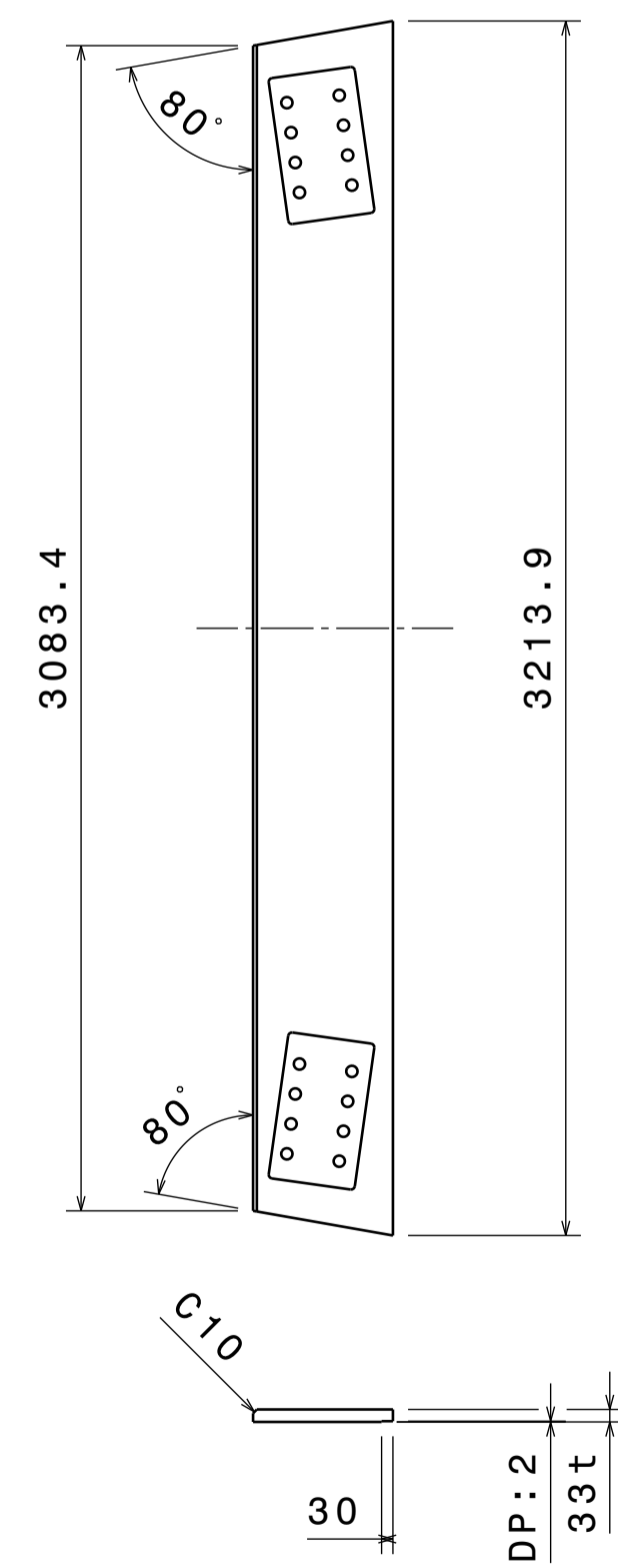
PLATE



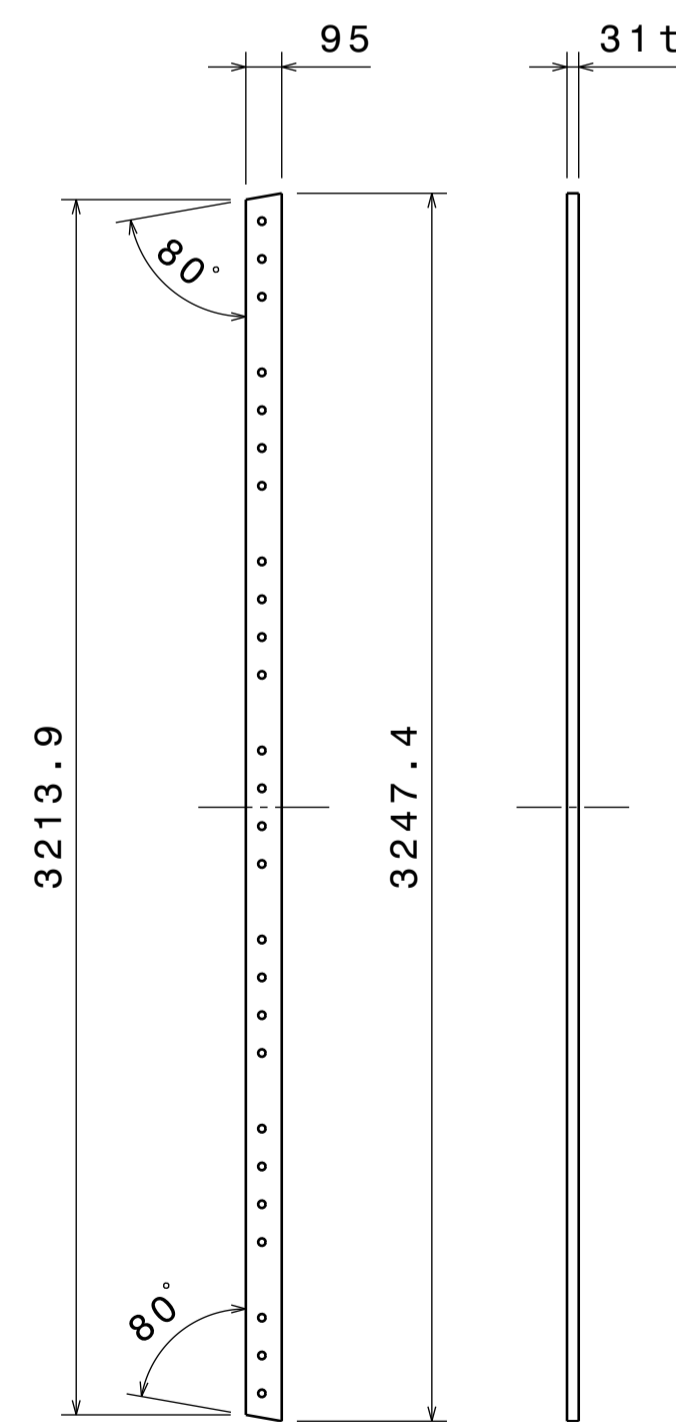
INNER LID



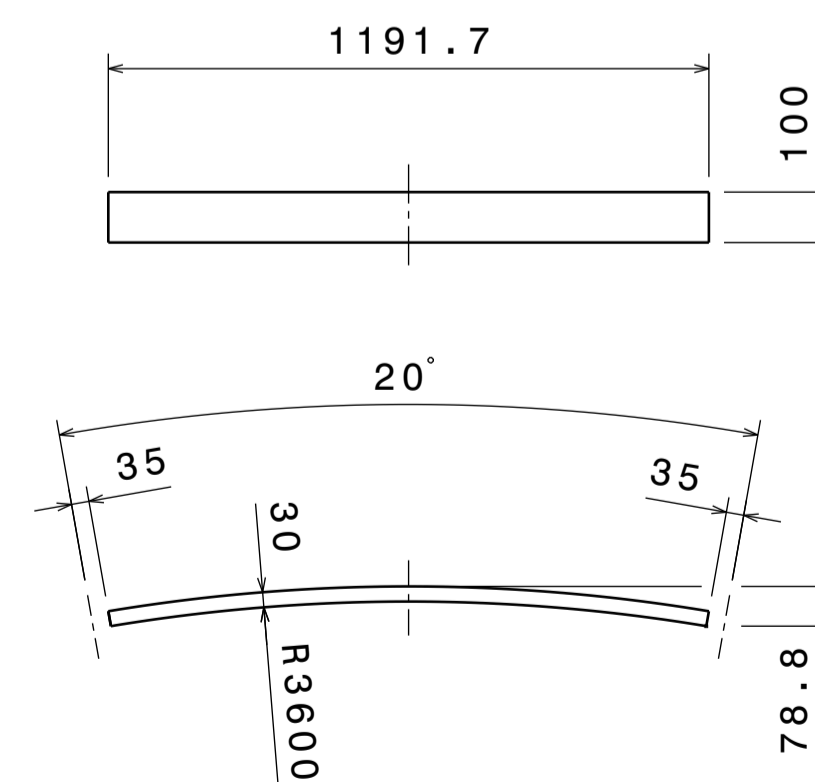
ISOMETRIC VIEW
Scale: 1:50



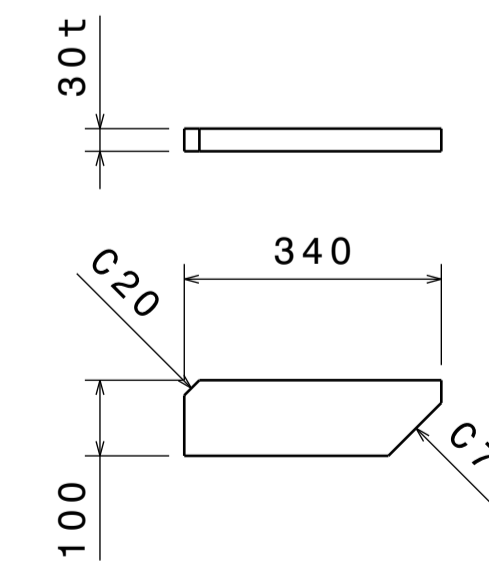
OUTER LID



OUTER CYL LID



LOWER FRAME
Scale: 1:15



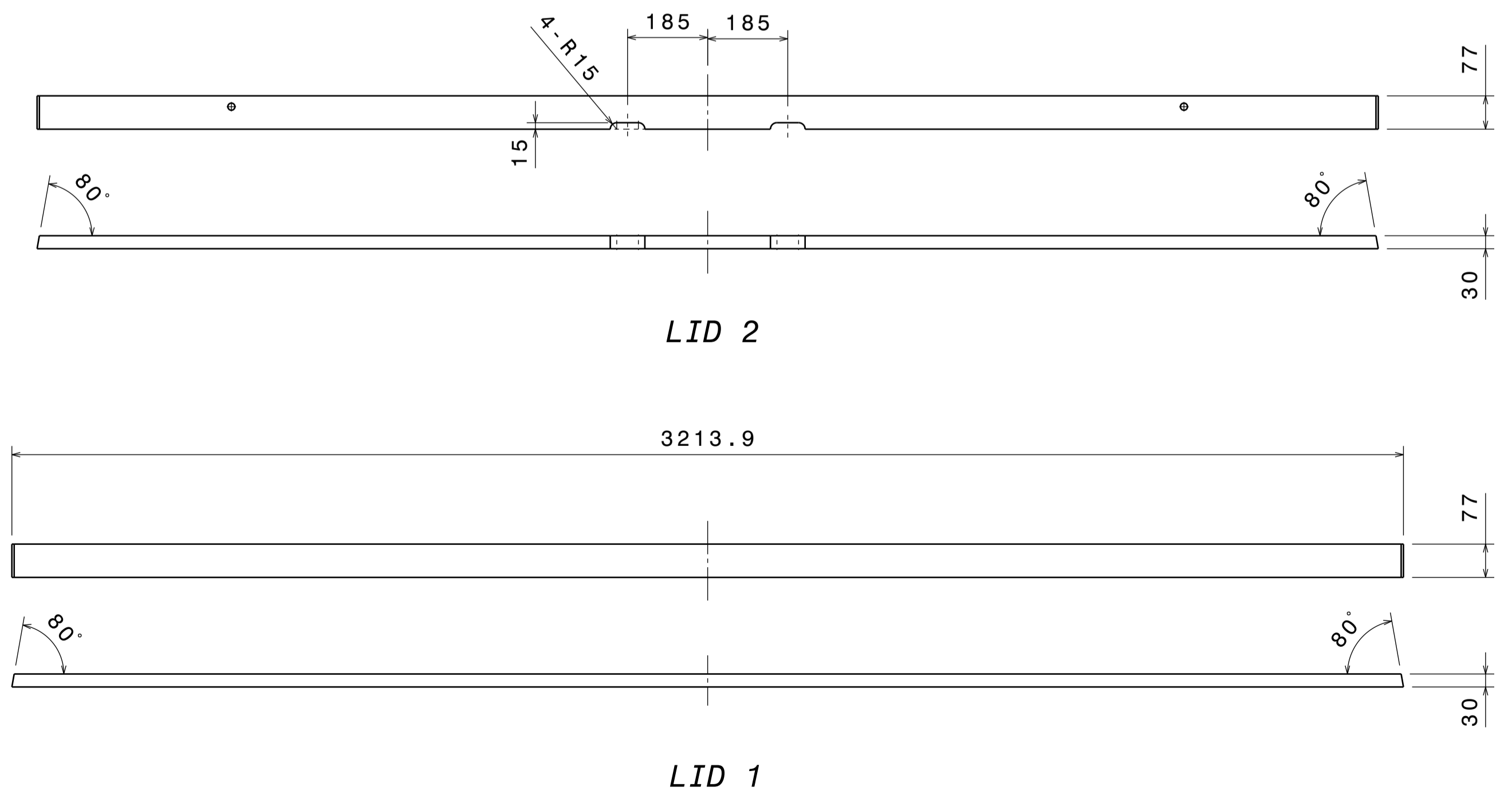
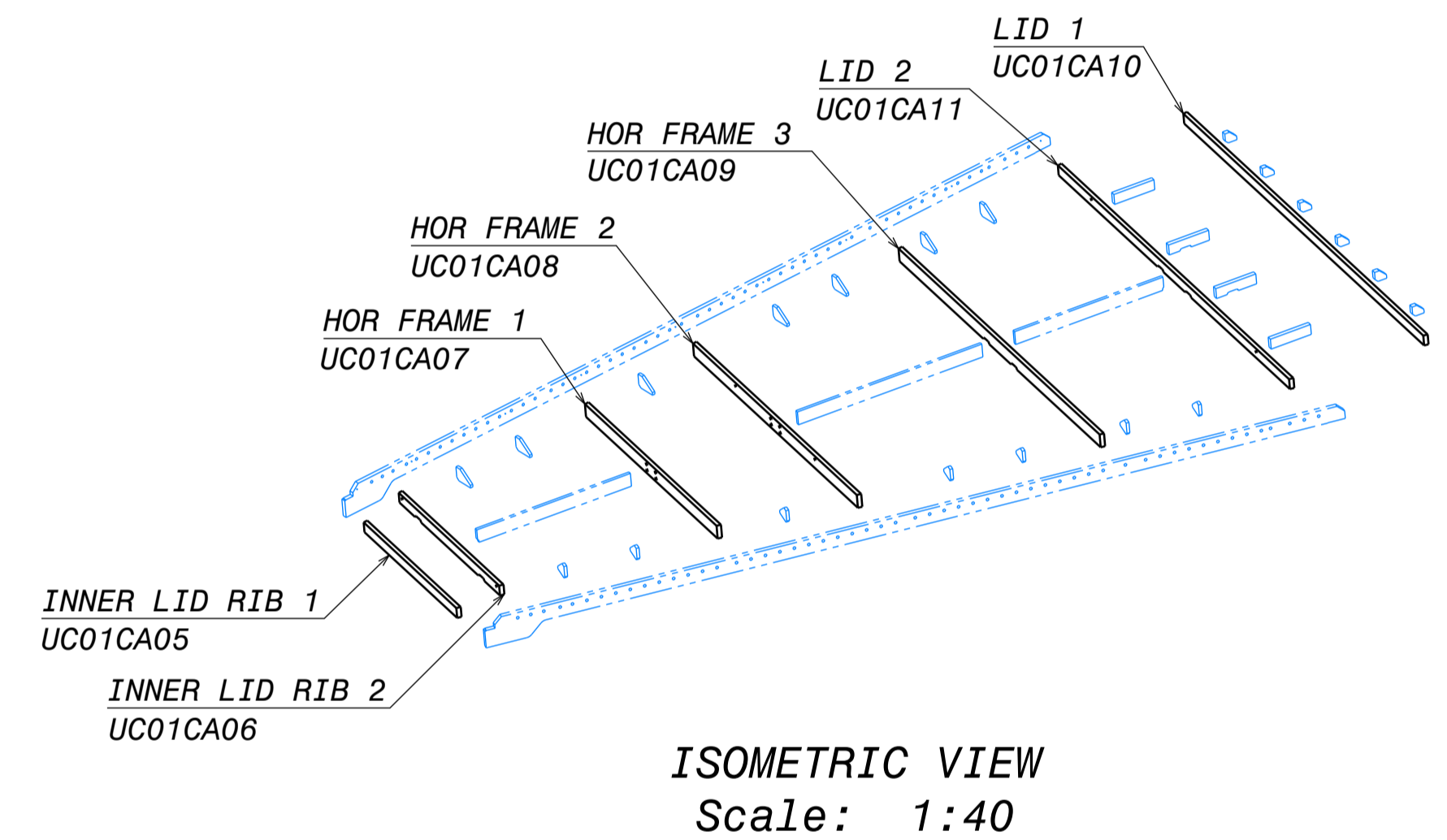
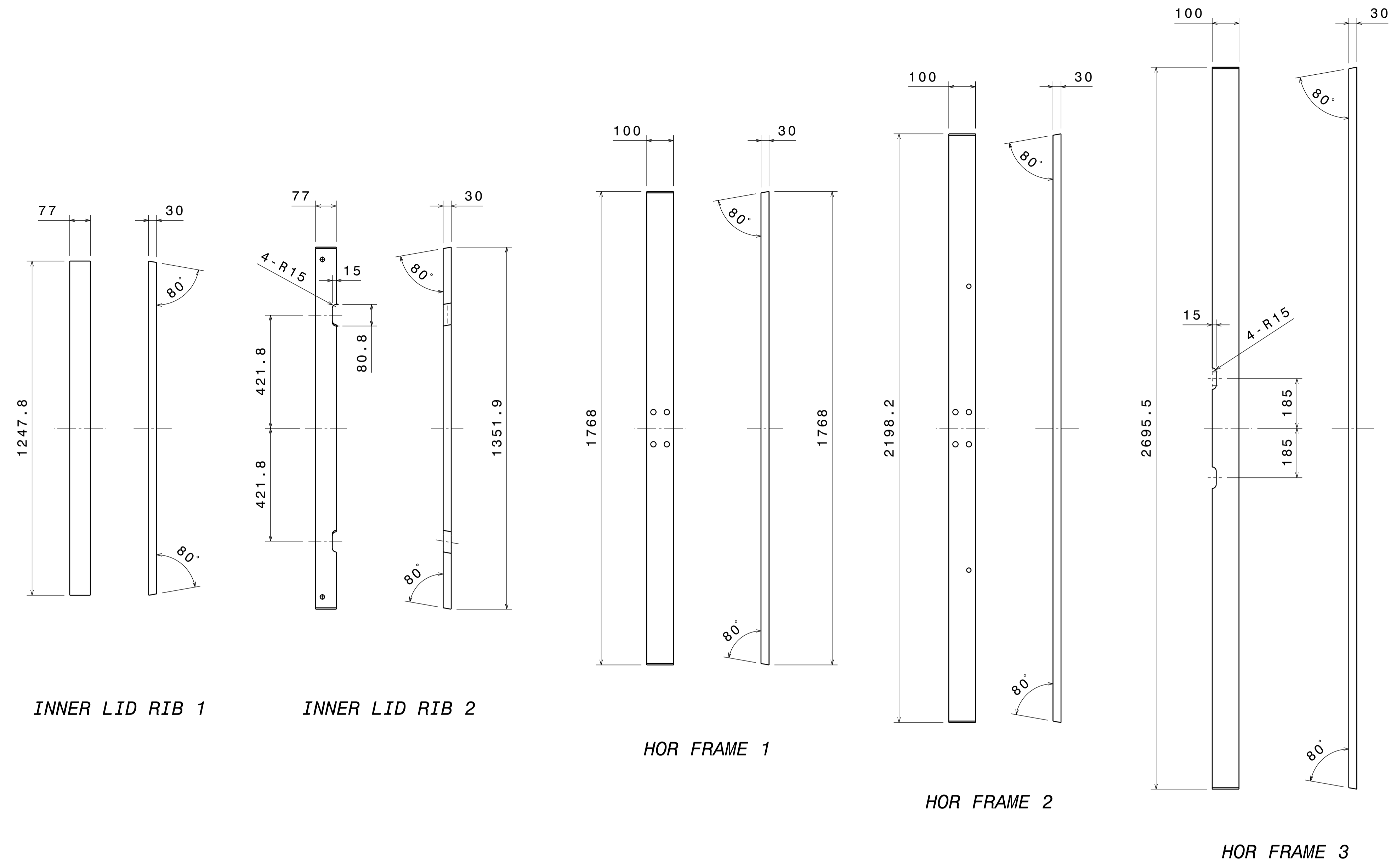
LOWER RIB 1, 2
Scale: 1:10

PART NO	NAME	MATERIAL	TYPE	DESCRIPTION	Q'TY	WEIGHT
UC01CA42-43	LOWER RIB 1, 2	SS304LN	PLATE	30x100x340	2	
UC01CA41	LOWER FRAME	SS304LN	PLATE	100x78.8x1191.7	1	
UC01CA04	OUTER CYL LID	SS304LN	PLATE	31x95x3247.4	1	
UC01CA03	OUTER LID	SS304LN	PLATE	33x370x3213.9	1	
UC01CA02	INNER LID	SS304LN	PLATE	33x592.3x1355.4	1	
UC01CA01	PLATE	SS304LN	PLATE	10x3083.4x4900	1	

BILL OF MATERIAL

APP: Y.K. KANG	APP: D.K. KANG	PROJECT: ITER THERMAL SHIELD MANUFACTURE	SFA
CHK: K.S. LIM	CHK: K.W. NAM	DRAWING NUMBER: 2701UC-M501-OCA-01-MO	
CHK: S.M. PARK	CHK: K.O. KANG	ITER Organization	
DRW DOC ID: UJFBPY	RELEASED BY: CORDIEJ	ITER Organization	
LINED BY: UJDTYR	APPROVED BY: ORLANDS	Thermal Shields Upper Cryostat TS Upper CTS Lid	
FRS TITLE: Thermal Shields Upper Cryostat TS Upper CTS Lid	CHECKED BY: DOMBROI	UC01CA01	
REV DATE: 16 Oct 23	PP: MD	PP VERSION: NOHC	DRAWING TITLE: UCTS_OUTER_LID_DRW
DRAWN BY: AT	SCALE: 1:20	PP STATUS: DD	OUTER LID
THIRD ANGLE PROJECTION	07	13	27,01,UL
			014333

			DD


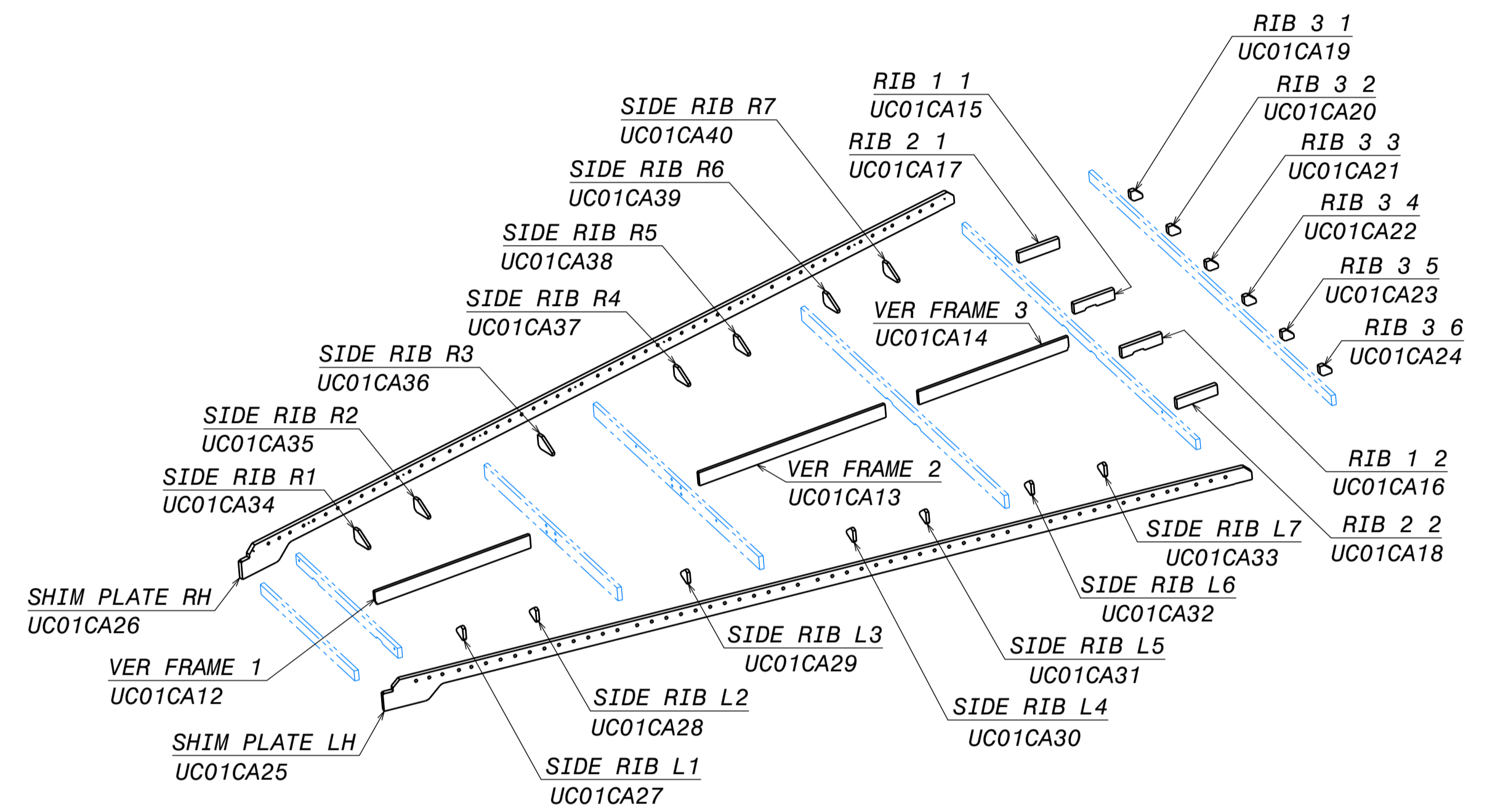
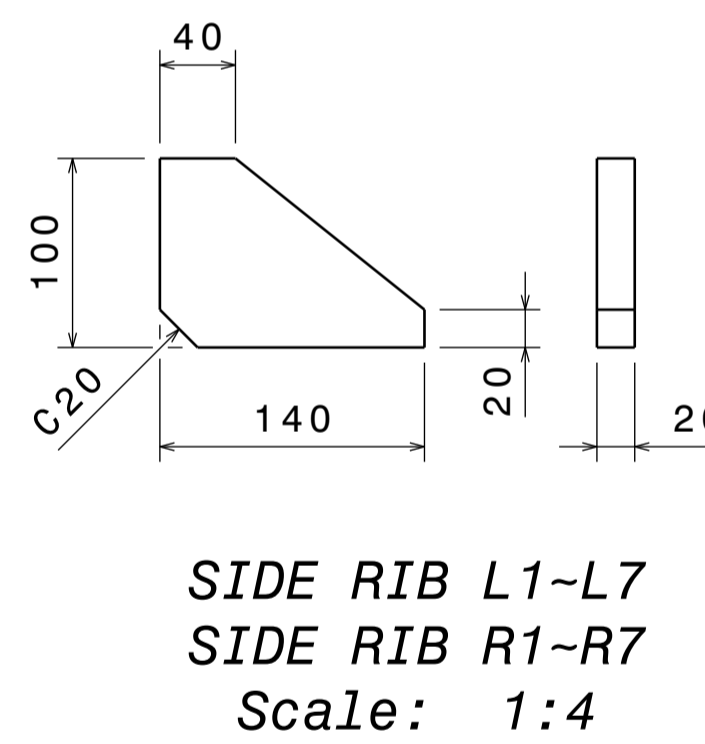
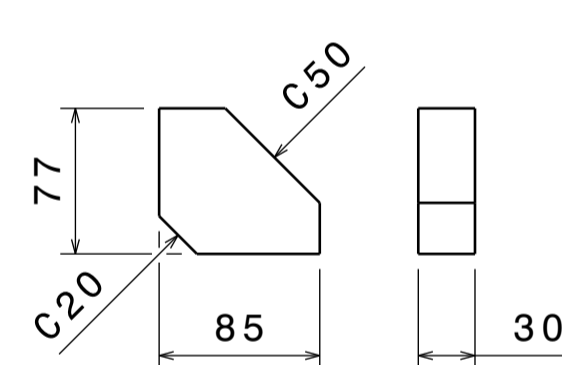
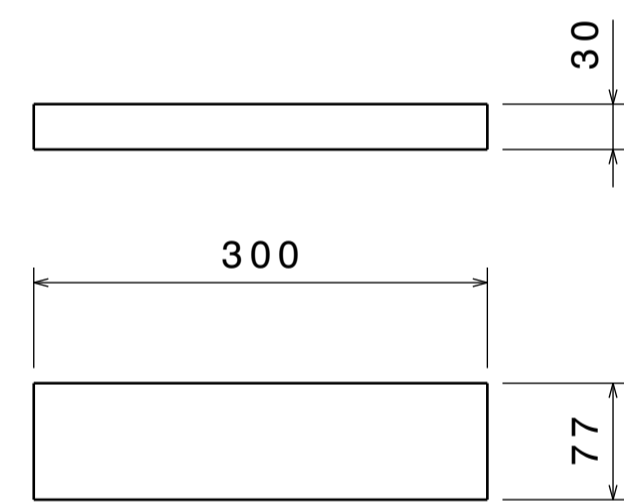
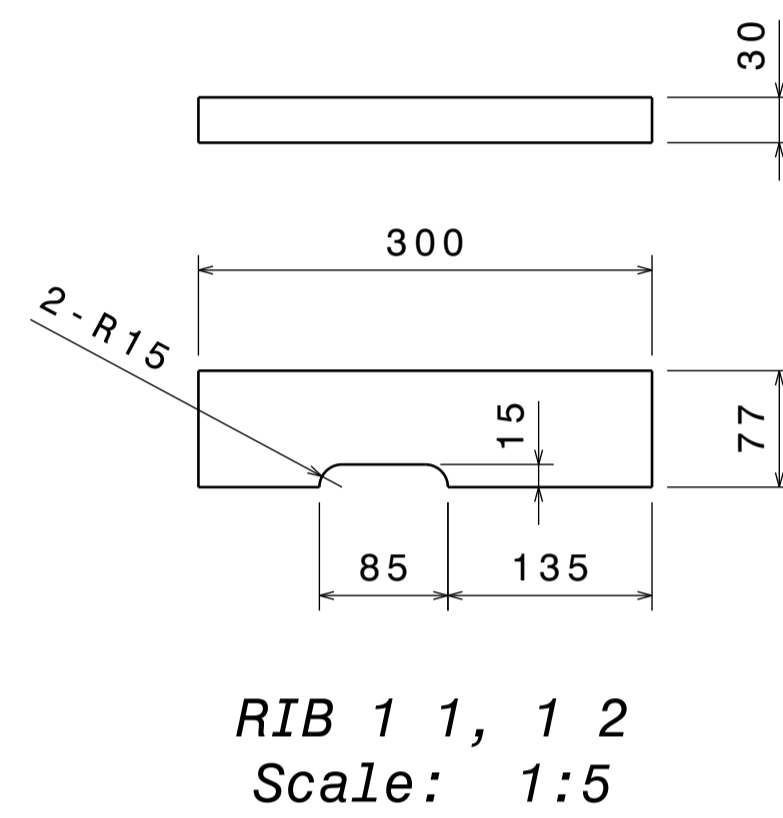
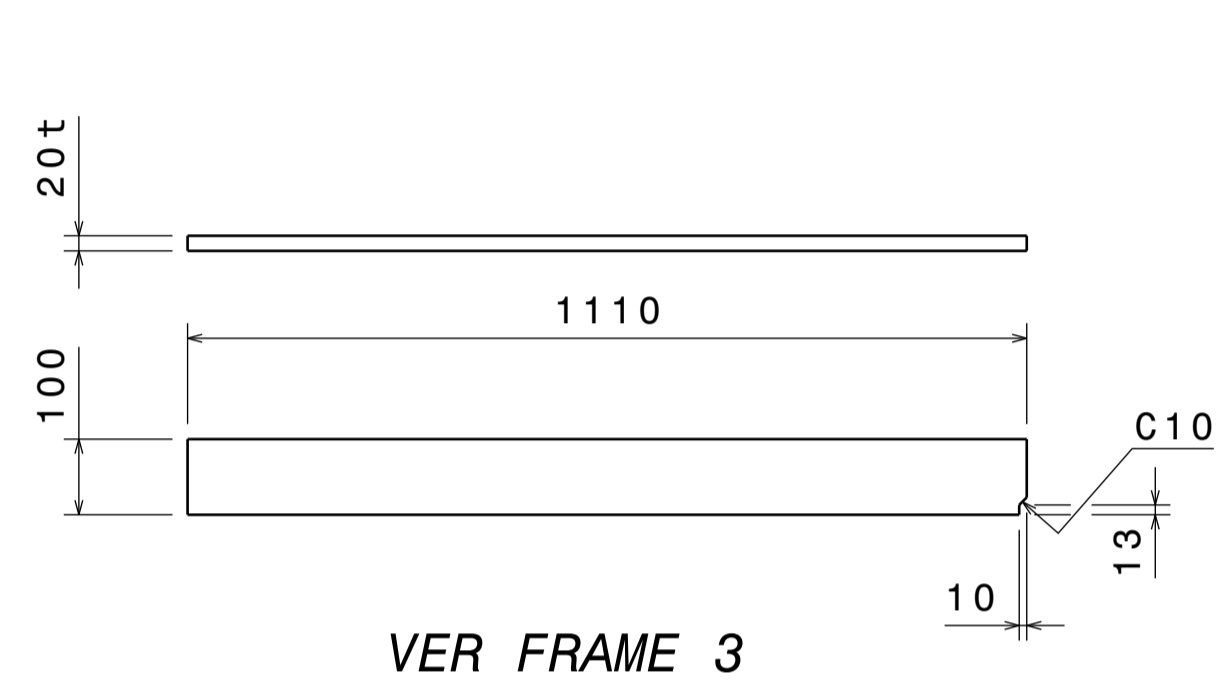
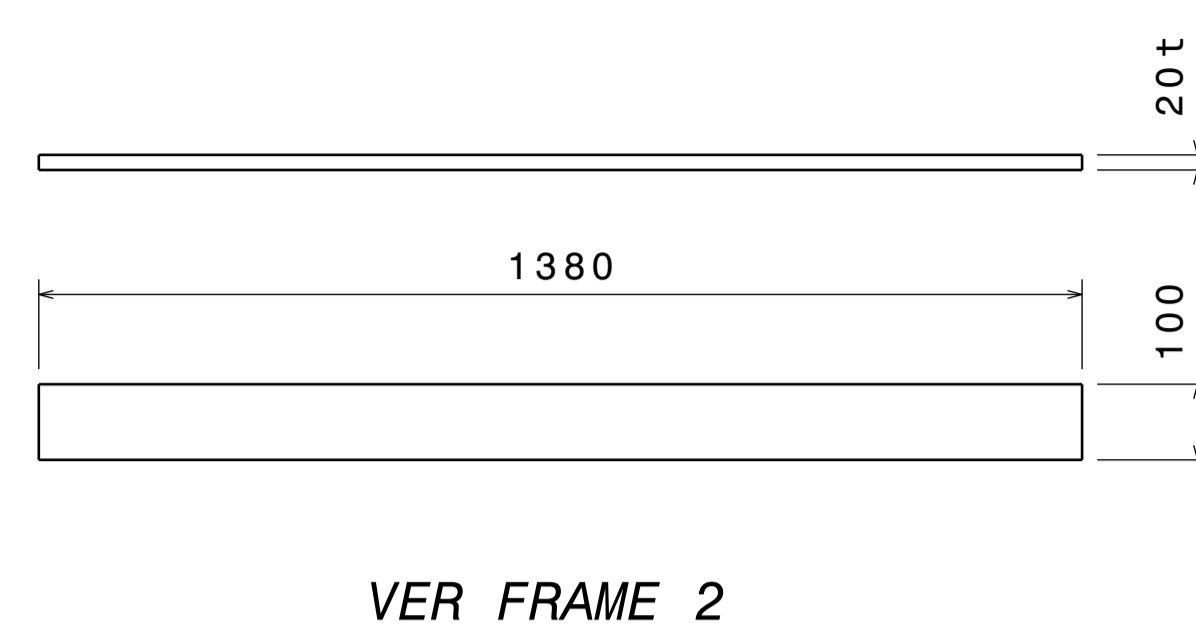
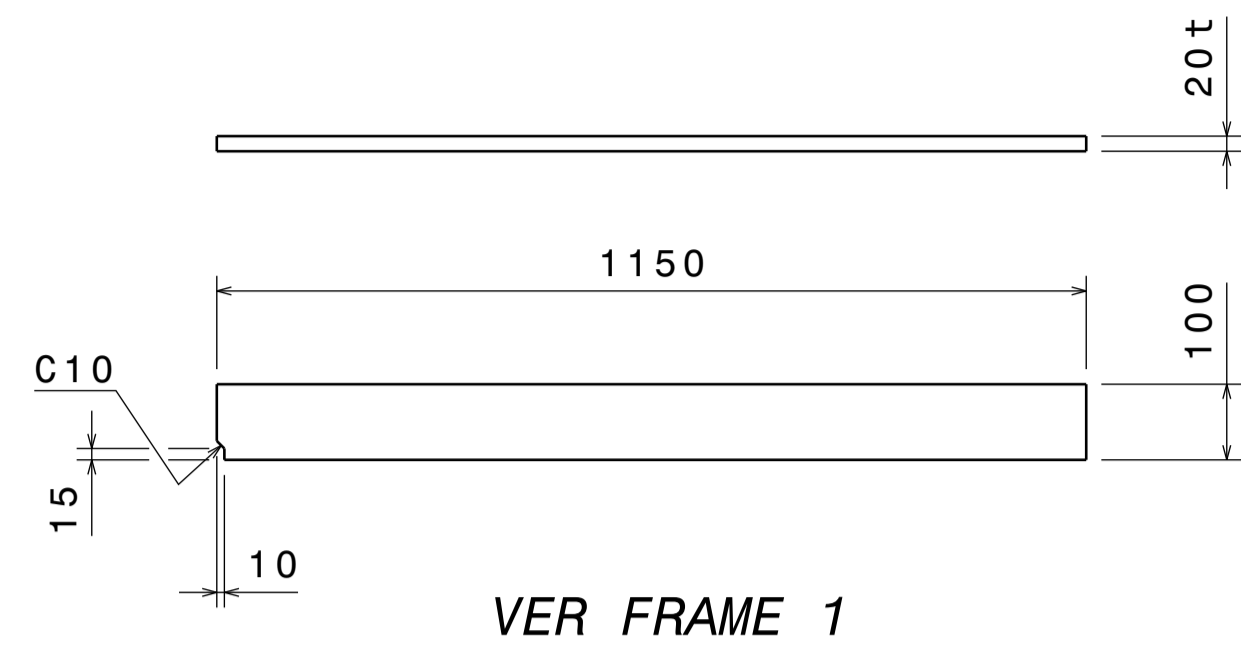


PART NO	NAME	MATERIAL	TYPE	DESCRIPTION	Q'TY	WEIGHT
UC01CA11	LID 2	SS304LN	PLATE	30x77x3097.5	1	
UC01CA10	LID 1	SS304LN	PLATE	30x77x3213.9	1	
UC01CA09	HOR FRAME 3	SS304LN	PLATE	30x100x2695.5	1	
UC01CA08	HOR FRAME 2	SS304LN	PLATE	30x100x2198.2	1	
UC01CA07	HOR FRAME 1	SS304LN	PLATE	30x100x1768	1	
UC01CA06	INNER LID RIB 2	SS304LN	PLATE	30x77x1351.9	1	
UC01CA05	INNER LID RIB 1	SS304LN	PLATE	30x77x1247.8	1	

BILL OF MATERIAL						
APP: Y.K. KANG	APP: D.K. KANG	PROJECT: ITER THERMAL SHIELD MANUFACTURE		SFA		
CHK: K.S. LIM	CHK: K.W. NAM	DRAWING NUMBER: 2701UC-M501-OCA-02-M0				
CHK: S.M. PARK	CHK: K.O. KANG	ITER Organization				
REV: 01	REV: 01	REV: 01	REV: 01			
DATE: 16 Oct 23	SCALE: 1:10	DRW BY: A1	CHK BY: DD			
DRAWING TITLE: UCTS_OUTER_LID_DRW						
SUBJECT: OUTER LID						
DETAIL: DETAIL OF PARTS - 2/4						
DRAWING NUMBER: 014333						
REVISION: ---						
STATUS: DD						

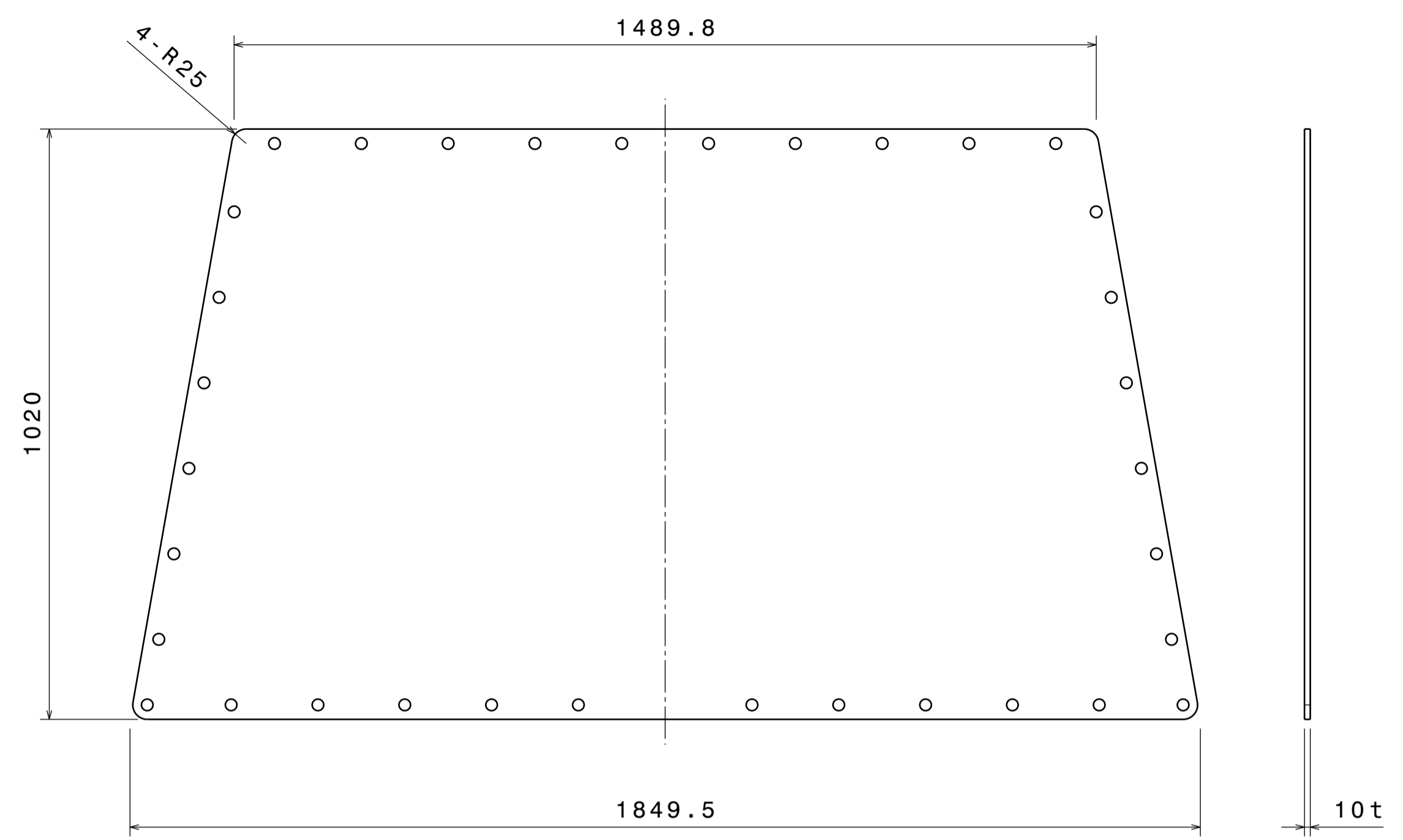
Spacereservation for the banner

Spacereservation for the banner

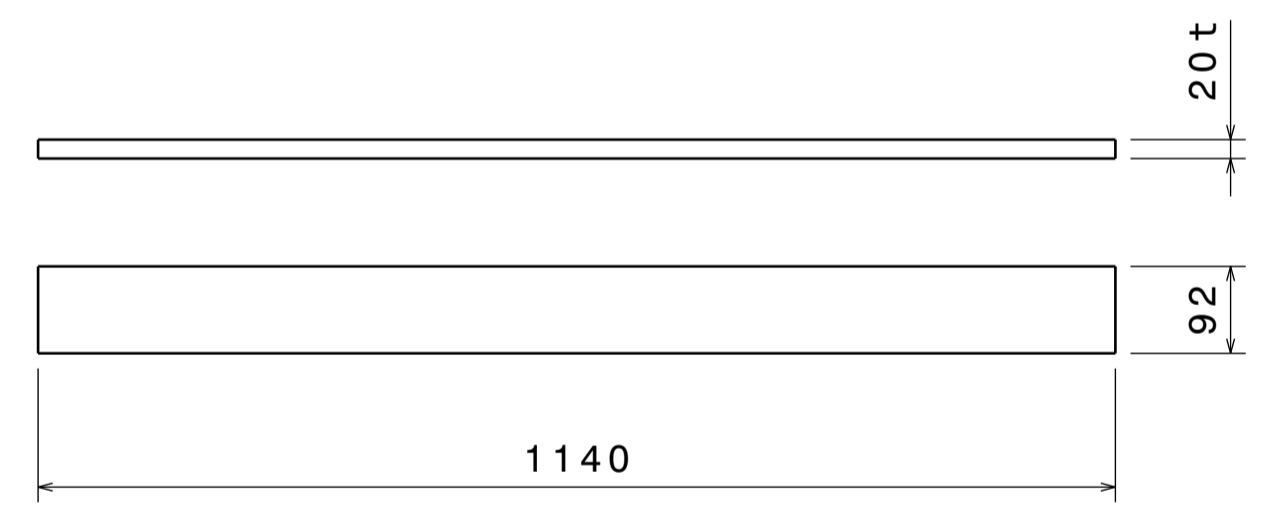


PART NO	NAME	MATERIAL	TYPE	DESCRIPTION	Q'TY	WEIGHT
UC01CA34-40	SIDE RIB R1-R7	SS304LN	PLATE	200x100x140	7	
UC01CA27-33	SIDE RIB L1-L7	SS304LN	PLATE	200x100x140	7	
UC01CA26	SIDE FRAME RH	SS304LN	PLATE	30x210x6049	1	
UC01CA25	SIDE FRAME LH	SS304LN	PLATE	30x210x6049	1	
UC01CA19-24	RIB 3 1 - 3 6	SS304LN	PLATE	30x78x85	6	
UC01CA18	RIB 2 2	SS304LN	PLATE	30x80x300	1	
UC01CA17	RIB 2 1	SS304LN	PLATE	30x80x300	1	
UC01CA16	RIB 1 2	SS304LN	PLATE	30x80x300	1	
UC01CA15	RIB 1 1	SS304LN	PLATE	30x80x300	1	
UC01CA14	VER FRAME 3	SS304LN	PLATE	20x100x1110	1	
UC01CA13	VER FRAME 2	SS304LN	PLATE	20x100x1380	1	
UC01CA12	VER FRAME 1	SS304LN	PLATE	20x100x1150	1	

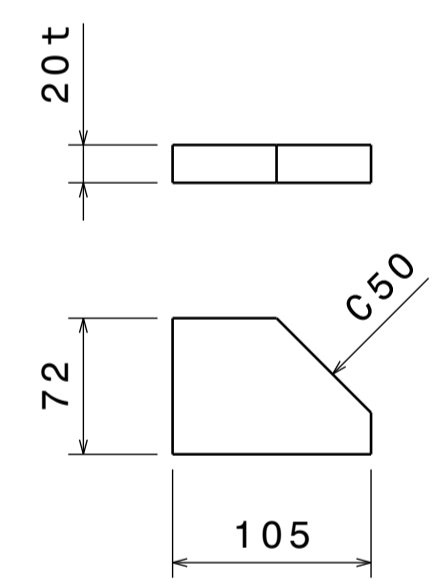
BILL OF MATERIAL			
APP: Y.K. KANG	APP: D.K. KANG	PROJECT: ITER THERMAL SHIELD MANUFACTURE	SFA
CHK: K.S. LIM	CHK: K.W. NAM	DRAWING NUMBER: 2701UC-M501-OCA-03-MO	
DRW: S.M. PARK	DRW: K.O. KANG	ITER Organization	
REL: UJFBPY	REL: UJDTYR	UC01CA12	
CHK: ORLANDS	CHK: DOMBROI	UC01CA14	
CHK: NOHC	CHK: LEEC7	UC01CA17	
DATE: 16 Oct 23	SCALE: 1:10	DATE: 13 27, 01 UL	014333
DATE: AT	SCALE: DD	DATE: 09 13 27, 01 UL	



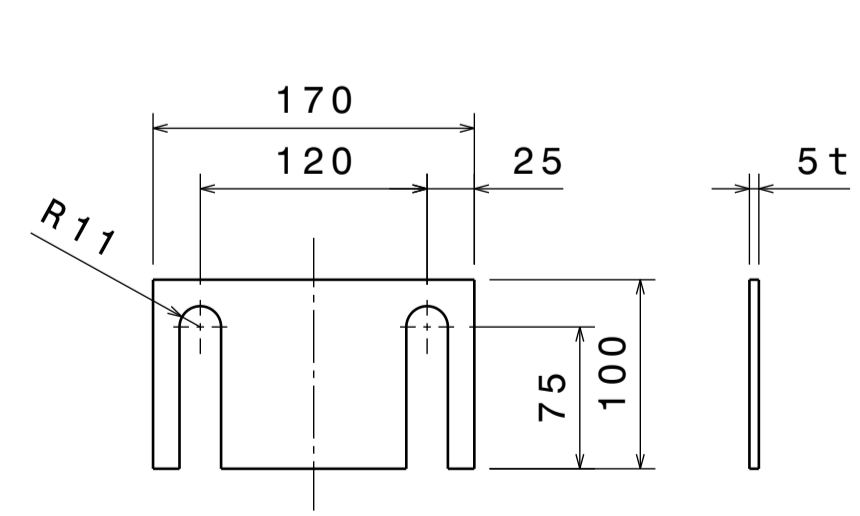
MID PANEL



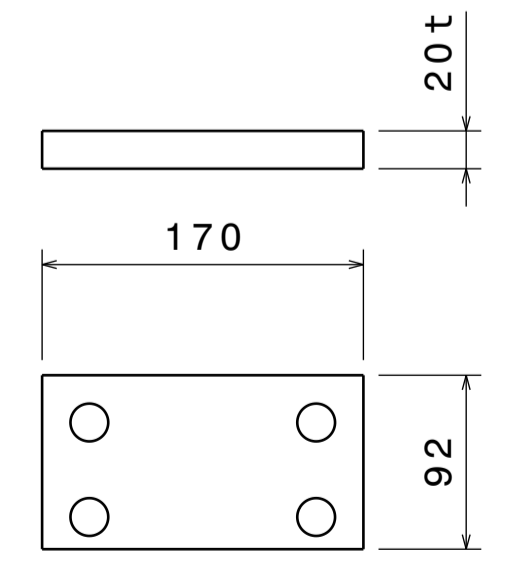
PANEL FRAME 1



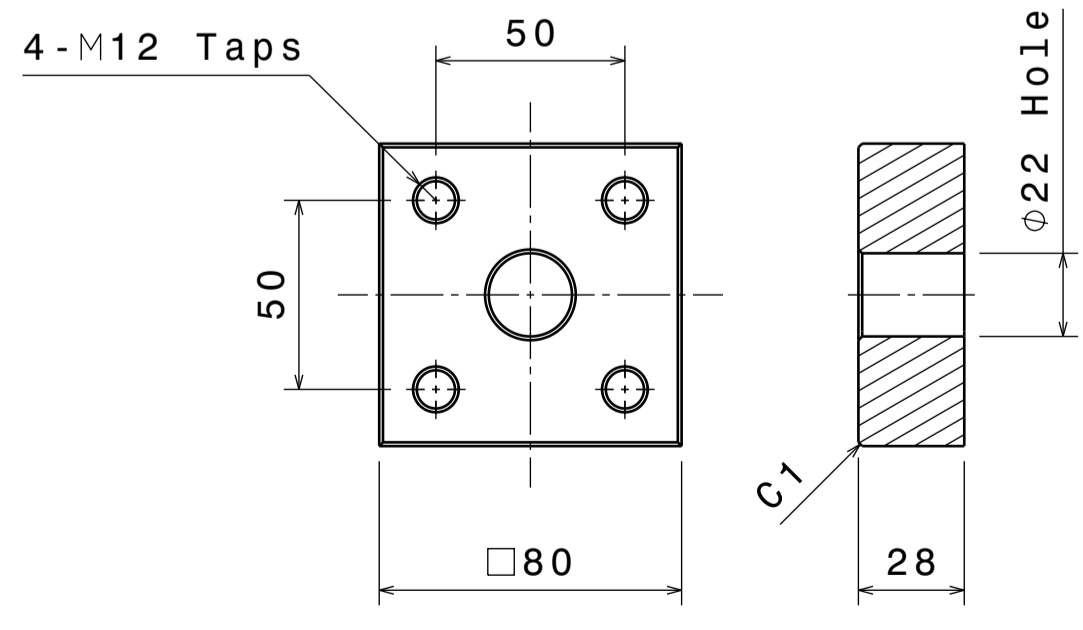
PANEL FRMAE 3 1 ~ 3 4
Scale: 1:4



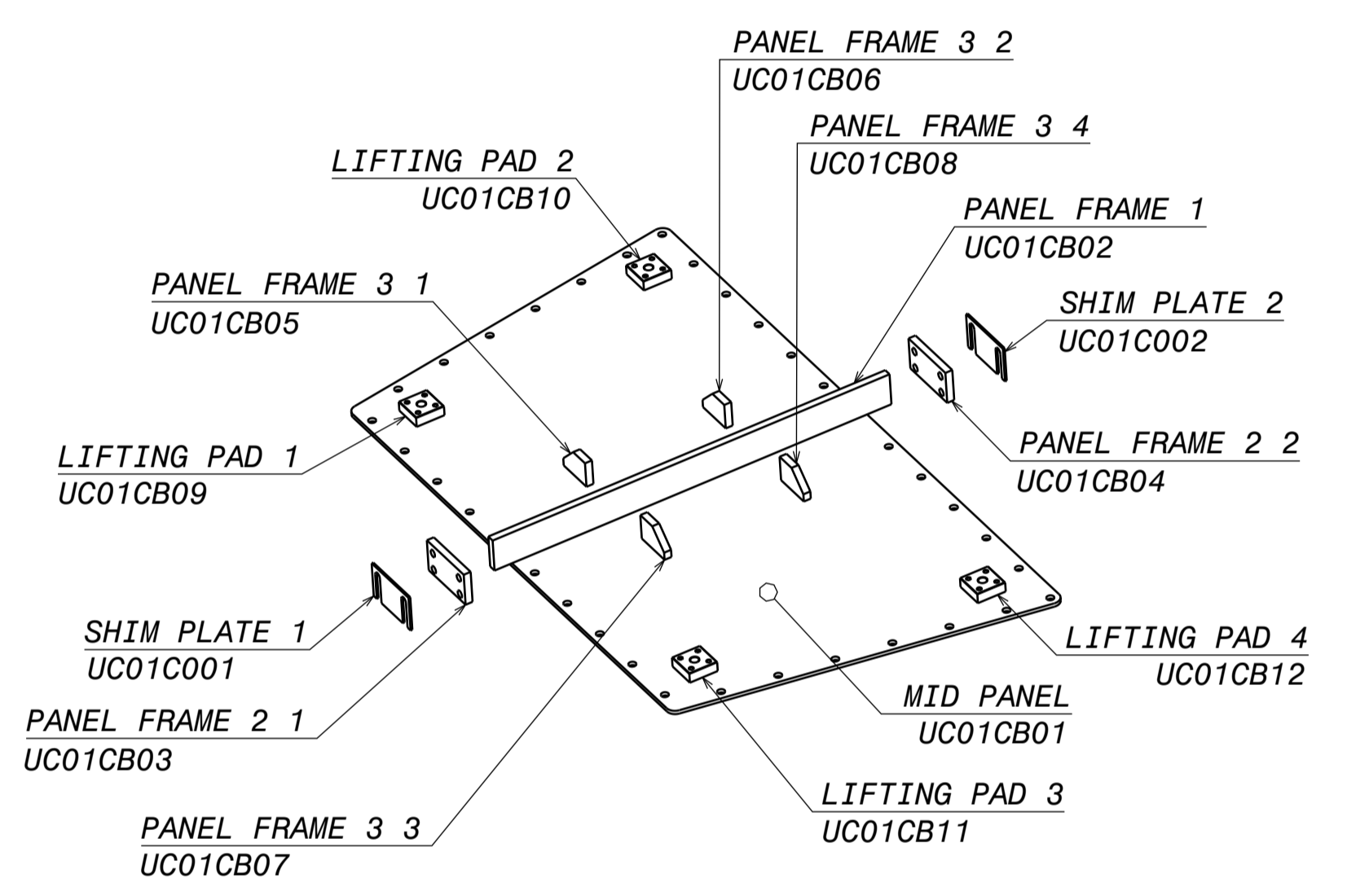
SHIM PLATE 1, 2
Scale: 1:4



PANEL FRAME 2 1, 2 2
Scale: 1:4



LIFTING PAD 1-4
Scale: 1:2

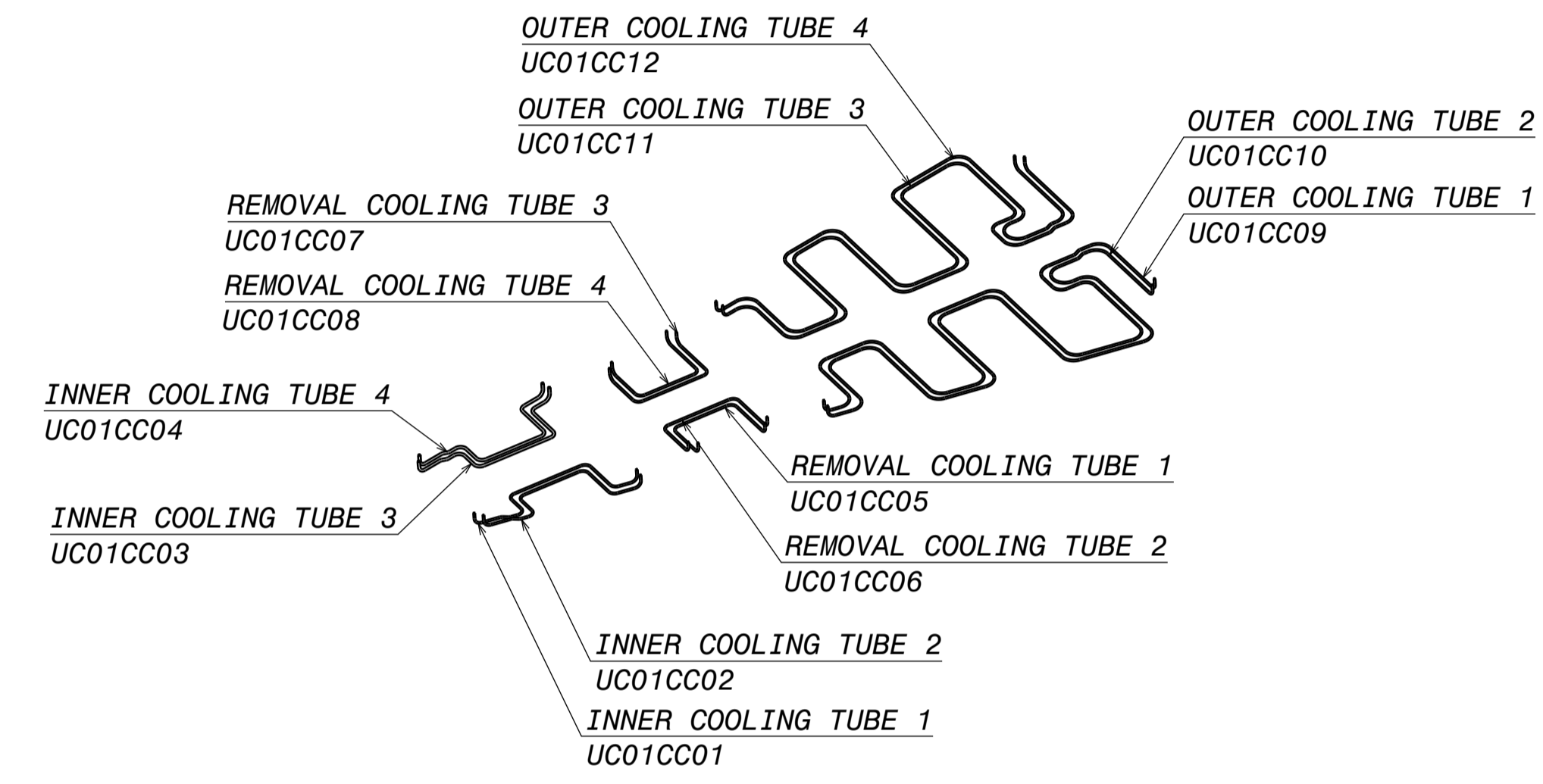
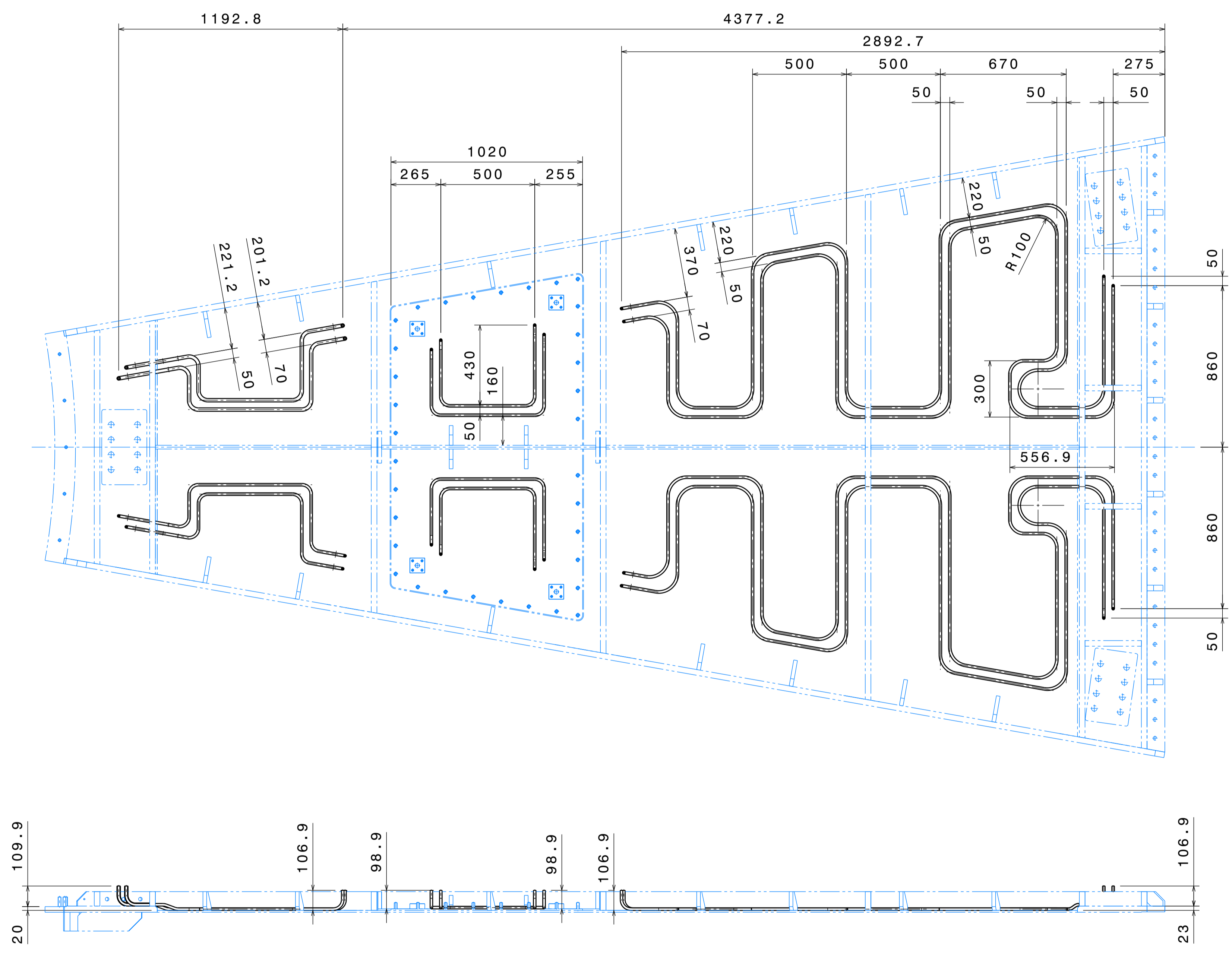


ISOMETRIC VIEW
Scale: 1:15

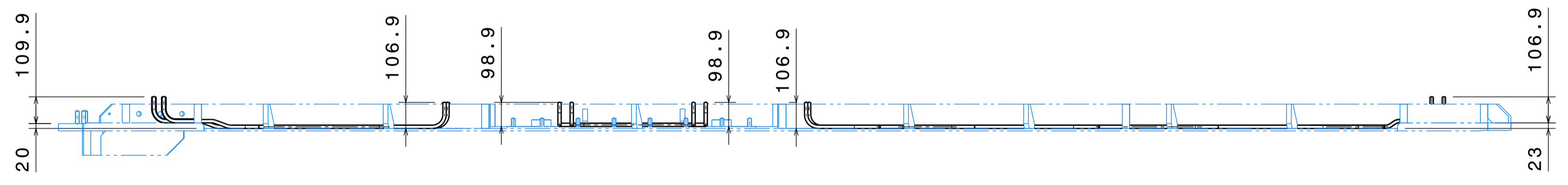
PART NO	NAME	MATERIAL	TYPE	DESCRIPTION	Q'TY	WEIGHT
UC01CB09-12	LIFTING PAD 1-4	SS304LN	PLATE	28x80x80	4	
UC01CB05-08	PANEL FRAME 3 1 ~ 3 4	SS304LN	PLATE	20x72x105	4	
UC01CB04	PANEL FRAME 2 2	SS304LN	PLATE	20x92x170	1	
UC01CB03	PANEL FRAME 2 1	SS304LN	PLATE	20x92x170	1	
UC01CB02	PANEL FRAME 1	SS304LN	PLATE	20x92x1140	1	
UC01CB01	MID PANEL	SS304LN	PLATE	10x1020x1849.5	1	

BILL OF MATERIAL						
APP	DES	CHK	APP	PROJ		
Y.K. KANG			D.K. KANG	ITER THERMAL SHIELD MANUFACTURE	SFA	
K.S. LIM			K.W. NAM	2701UC-M501-OCA-04-MO	ITER Organization	
S.M. PARK			K.O. KANG		iter	
DESIGNED BY: UJFBPY CHECKED BY: UJDTYR DRAWN BY: ORLANDS CONTROLLED BY: DOMBROI SCALE: 1:8 DATE: 16 Oct 23 SHEET: AT				PROJECT: ITER Organization DRAWING NUMBER: 014333 TITLE: UCTS_OUTER_LID_DRW OUTER LID DETAIL OF PARTS - 4/4		
RELEASED BY: CORDIEJ APPROVED BY: UJDTYR CHECKED BY: ORLANDS CONTROLLED BY: DOMBROI SCALE: 1:8 DATE: 16 Oct 23 SHEET: AT				PROJECT: ITER Organization DRAWING NUMBER: 014333 TITLE: UCTS_OUTER_LID_DRW OUTER LID DETAIL OF PARTS - 4/4		
THIRD ANGLE PROJECTION				SHEET: 10 OF 13 DATE: 27.01.UL REVISION: --- STATUS: DD		

Note
 1. All dimensions are shown in millimeters unless otherwise noted.
 2. Refer to the shape of 3D modeling in order to do the final machining of this drawing.



ISOMETRIC VIEW
 Scale: 1:40

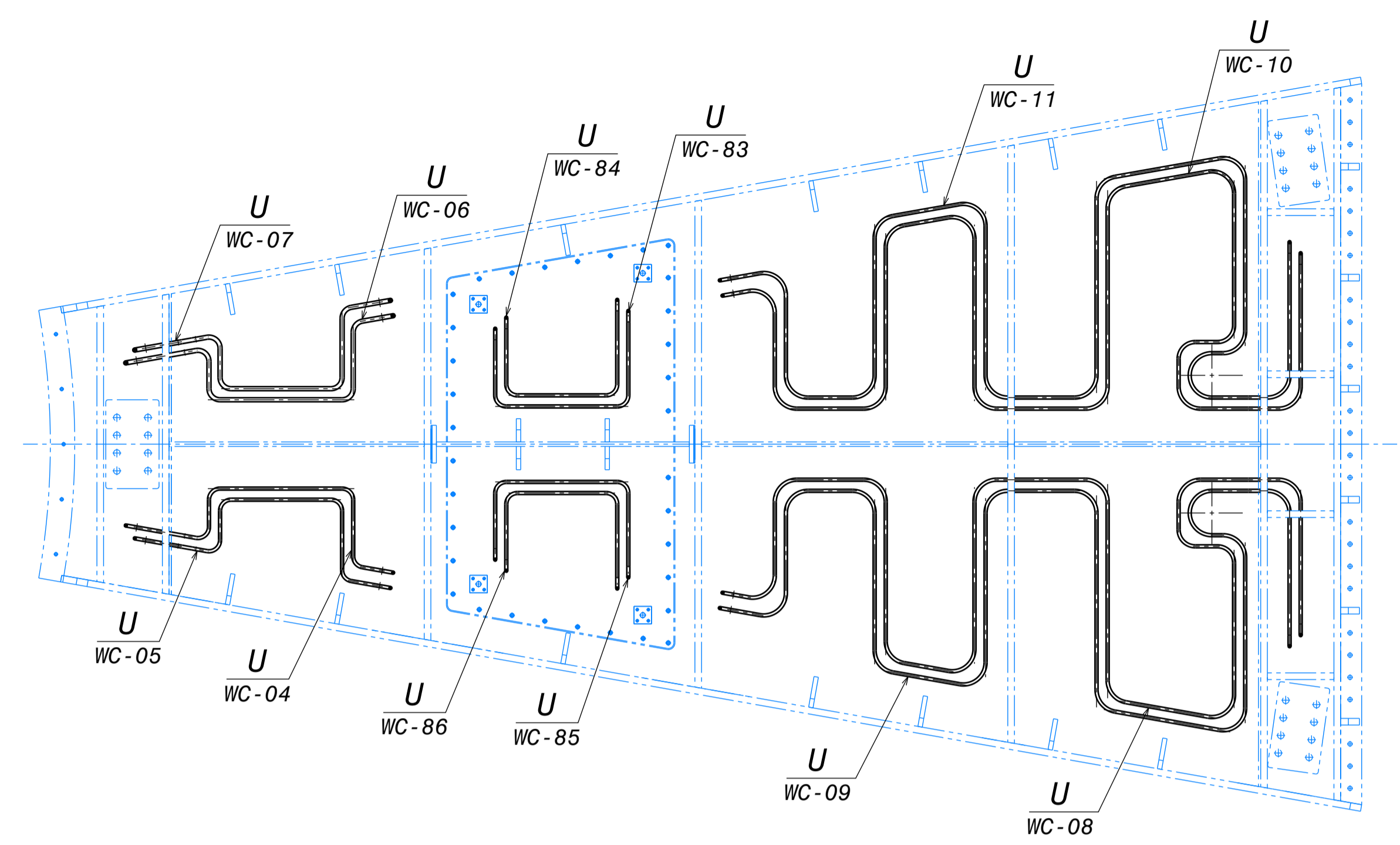
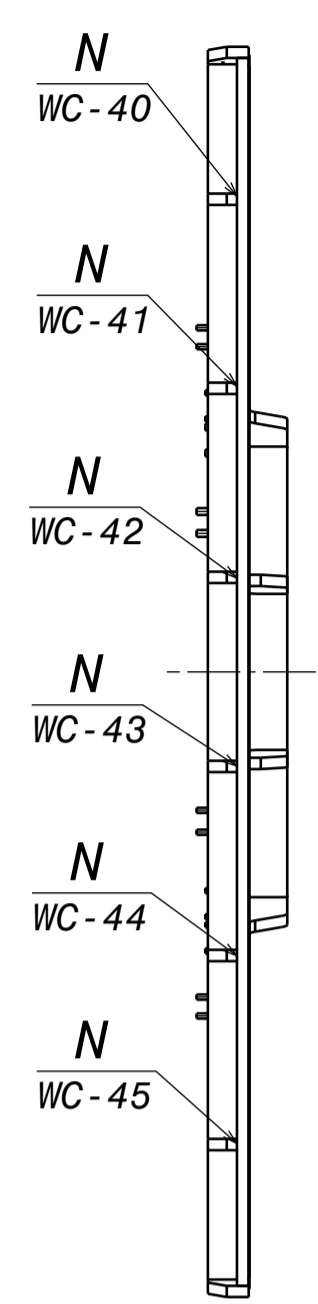
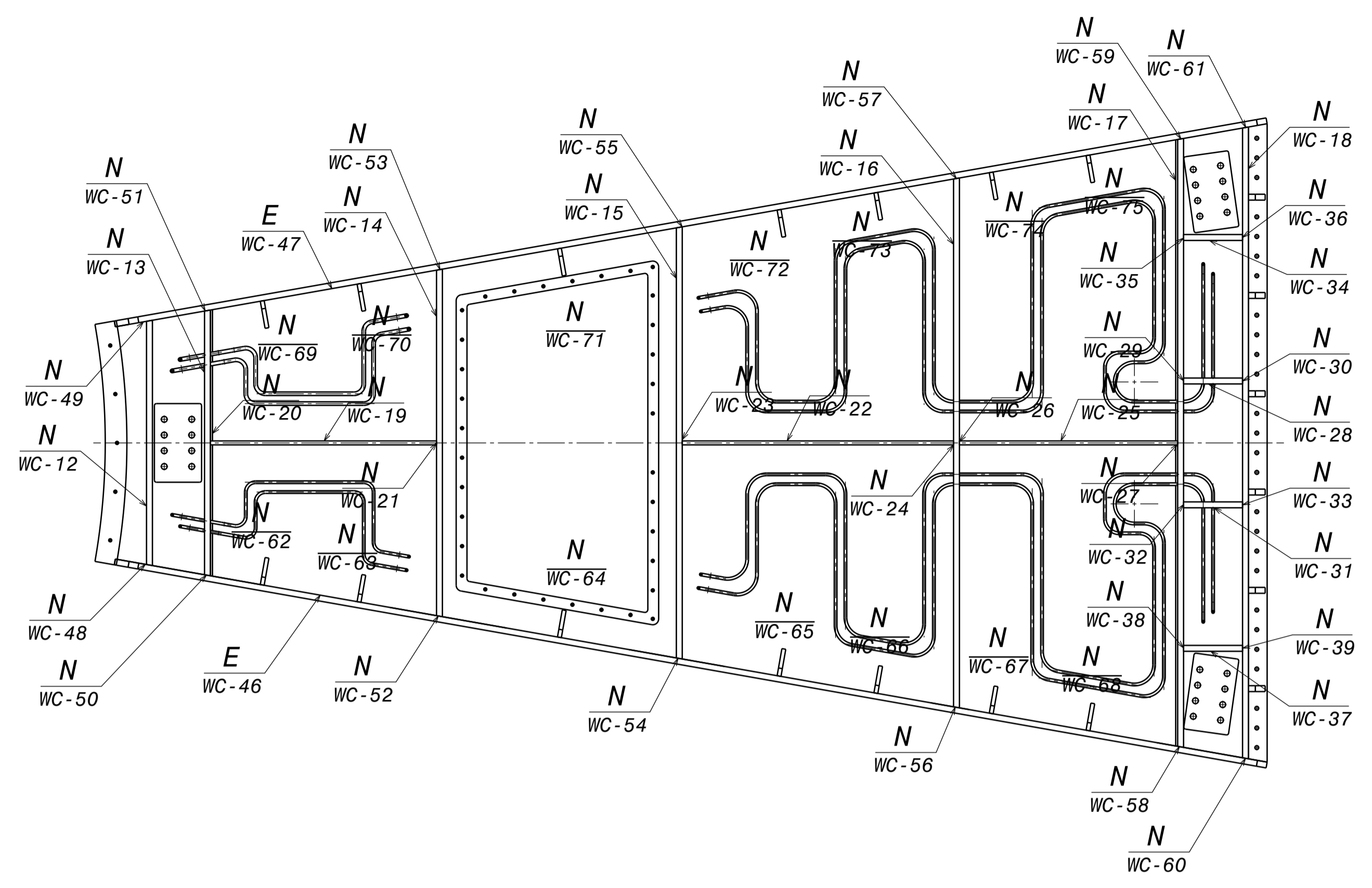


COOLING TUBE ARRANGEMENT

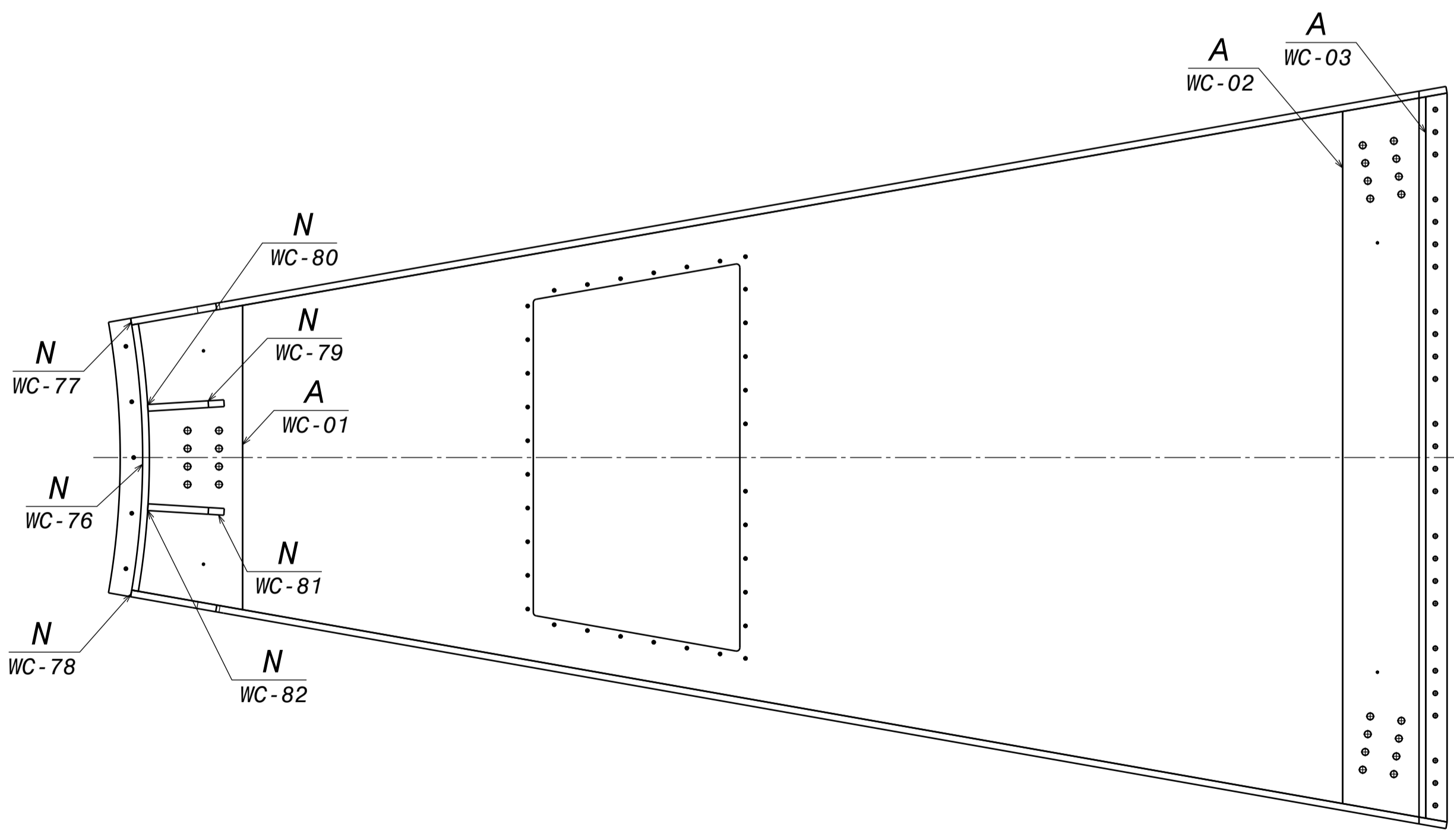
PART NO	NAME	MATERIAL	TYPE	DESCRIPTION	Q'TY	WEIGHT
UC01CC12	OUTER COOLING TUBE 4	SS TP304L	TUBE	O.D 13.7 x 2.24t x 8m	1	
UC01CC11	OUTER COOLING TUBE 3	SS TP304L	TUBE	O.D 13.7 x 2.24t x 8m	1	
UC01CC10	OUTER COOLING TUBE 2	SS TP304L	TUBE	O.D 13.7 x 2.24t x 8m	1	
UC01CC09	OUTER COOLING TUBE 1	SS TP304L	TUBE	O.D 13.7 x 2.24t x 8m	1	
UC01CC08	REMOVAL COOLIN TUBE 4	SS TP304L	TUBE	O.D 13.7 x 2.24t x 1.7m	1	
UC01CC07	REMOVAL COOLIN TUBE 3	SS TP304L	TUBE	O.D 13.7 x 2.24t x 1.7m	1	
UC01CC06	REMOVAL COOLIN TUBE 2	SS TP304L	TUBE	O.D 13.7 x 2.24t x 1.7m	1	
UC01CC05	REMOVAL COOLIN TUBE 1	SS TP304L	TUBE	O.D 13.7 x 2.24t x 1.7m	1	
UC01CC04	INNER COOLING TUBE 4	SS TP304L	TUBE	O.D 13.7 x 2.24t x 1.9m	1	
UC01CC03	INNER COOLING TUBE 3	SS TP304L	TUBE	O.D 13.7 x 2.24t x 1.9m	1	
UC01CC02	INNER COOLING TUBE 2	SS TP304L	TUBE	O.D 13.7 x 2.24t x 1.9m	1	
UC01CC01	INNER COOLING TUBE 1	SS TP304L	TUBE	O.D 13.7 x 2.24t x 1.9m	1	

BILL OF MATERIAL

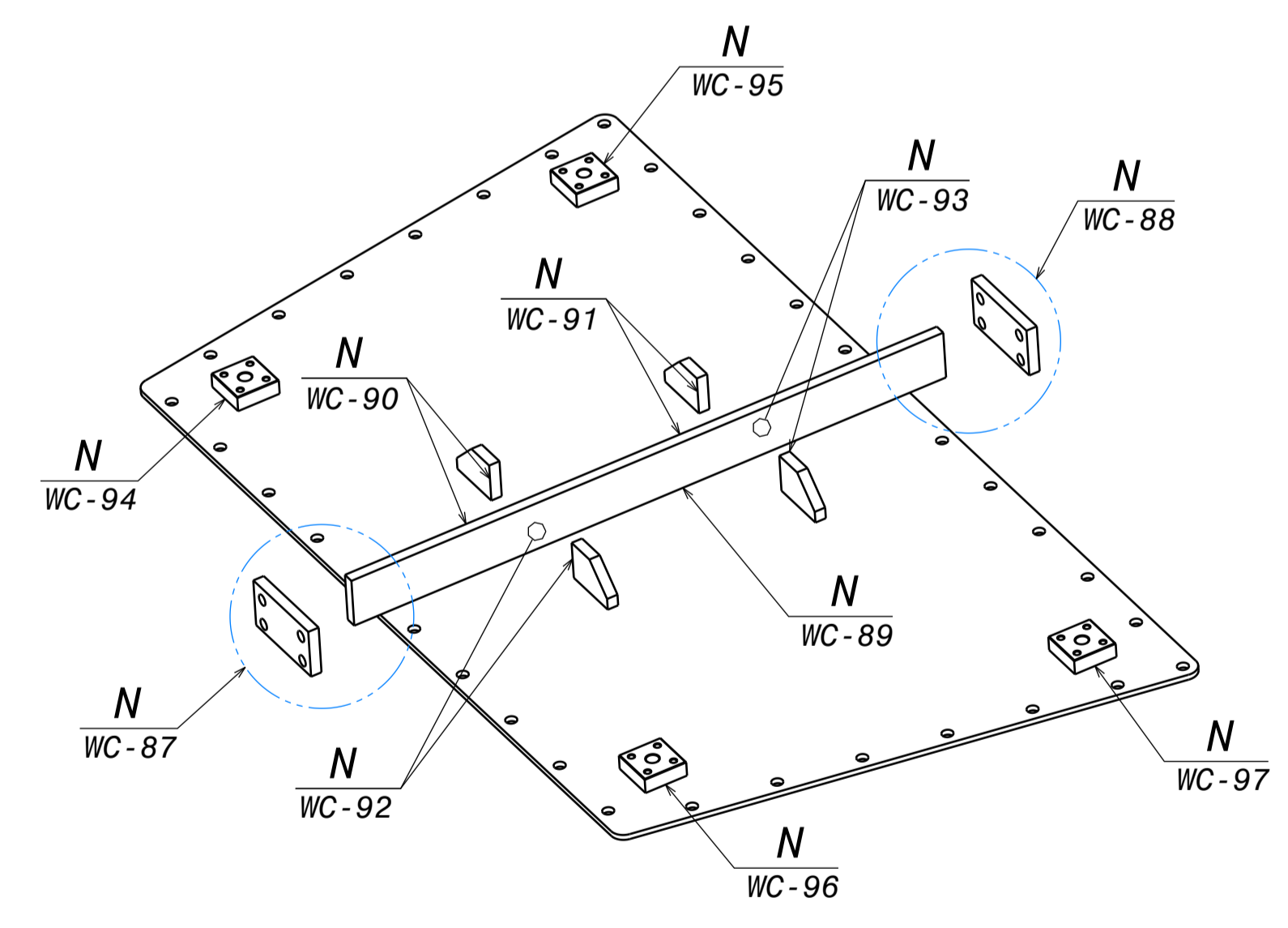
APP: Y.K. KANG	APP: D.K. KANG	PROJECT: ITER THERMAL SHIELD MANUFACTURE	
CHK: K.S. LIM	CHK: K.W. NAM	DRAWING NUMBER: 2701UC-M501-OCA-05-M0	
CHK: S.M. PARK	CHK: K.O. KANG	ITER Organization	
DRAWING TITLE: UC01CC01			
DESIGNED BY: UJFBPY	RELEASED BY: CORDIEJ		
CHECKED BY: UJDTYR	APPROVED BY: ORLANDS		
THERMAL SHIELDS Upper Cryostat TS Upper CTS Ltd		DRAWING TITLE: UC01CC01	
DATE: 16 Oct 23	SCALE: 1:15	REVISED BY: NOHC	REVISED BY: LEEC7
BY: AT	BY: DD	DRAWING NUMBER: 014333	
THIRD ANGLE PROJECTION		11	13



COOLING TUBE WELD JOINT



FRAME WELD JOINT



MID PANEL WELD JOINT

A		E	
JOINT NO.	SEE. WELDING DATA PACKAGE	JOINT NO.	SEE. WELDING DATA PACKAGE
WPS NO.	A-T-0808-003(004,005)	WPS NO.	A-T-0808-003(004,005)
NDE	SEE. WELDING DATA PACKAGE	NDE	SEE. WELDING DATA PACKAGE
N		U	
JOINT NO.	SEE. WELDING DATA PACKAGE	JOINT NO.	SEE. WELDING DATA PACKAGE
WPS NO.	A-T-0808-003(004,005)	WPS NO.	A-T-0808-003(004,005)
NDE	SEE. WELDING DATA PACKAGE	NDE	SEE. WELDING DATA PACKAGE

Note
1. The information for the welding shall comply with the WPS & Welding Data package.

APP Y. K. KANG	REV D. K. KANG	PROJECT ITER THERMAL SHIELD MANUFACTURE	SFA
CHK K. S. LIM	CO. CHK K. W. NAM	DRAWING NUMBER - 004	
APP S. M. PARK	REV K. O. KANG	2701UC-M501-OCA-06-M0	
ISSUED BY UJFBPY	RELEASED BY CORDIEJ	ITER Organization	
APPROVED BY UJDTYR	CHECKED BY ORLANDS		
Thermal Shields Upper Cryostat TS Upper CTS Ltd	CONTROLLED BY DOMBROI	DRAWING TITLE UCTS_OUTER_LID_DRW OUTER LID WELDING DETAIL - 1/2	
REV DATE 16 Oct 23	REV REASON MD	REV STATUS NOHC	
DRAWN BY A1	SCALE 1:20	DESIGNED BY DD	
THIRD ANGLE PROJECTION	NO. OF SHEETS 12	FRS 3 LAYERS	REVISION 014333

1

2

3

4

5

6

7

8

9

10

11

12

13

14

15

16

A

B

C

D

E

F

G

H

A

B

C

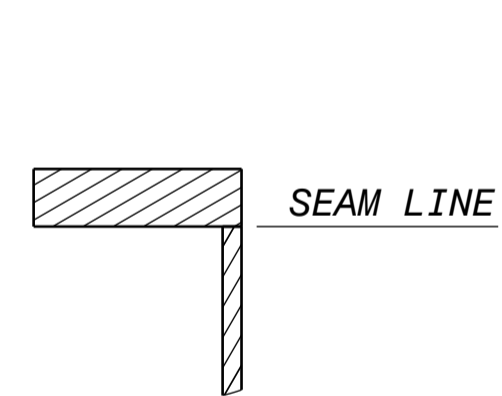
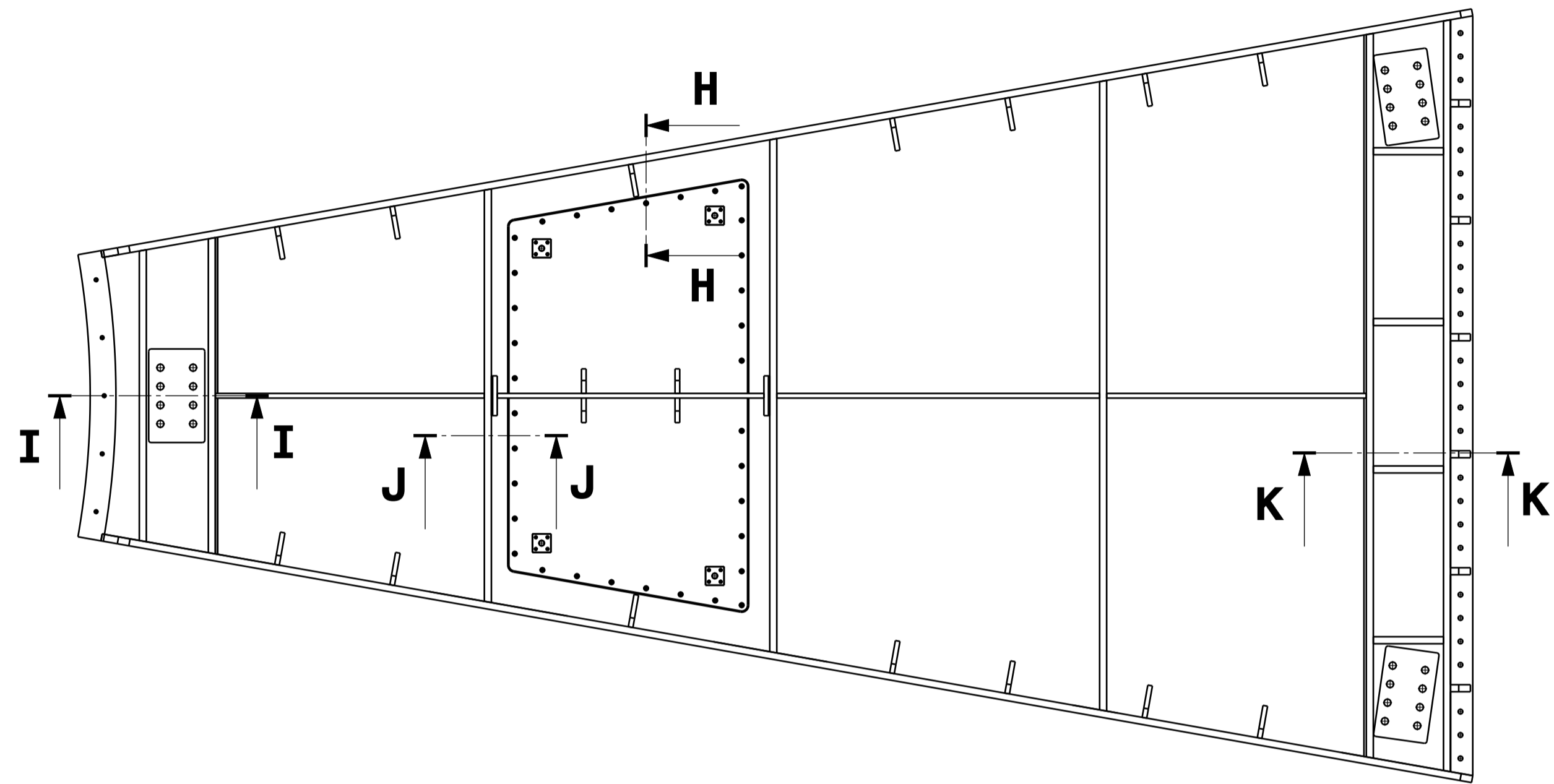
D

E

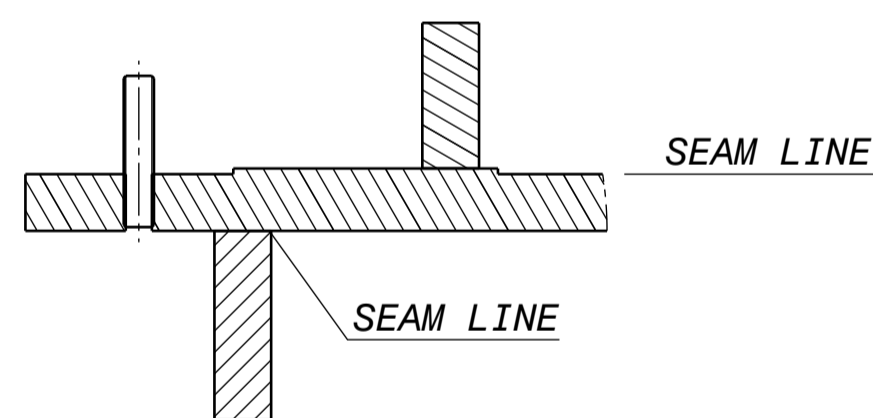
F

G

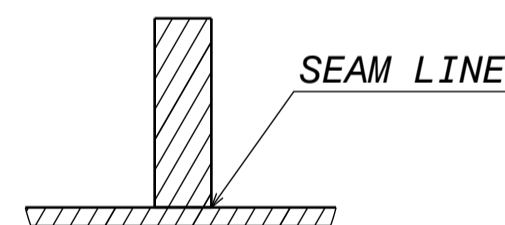
H



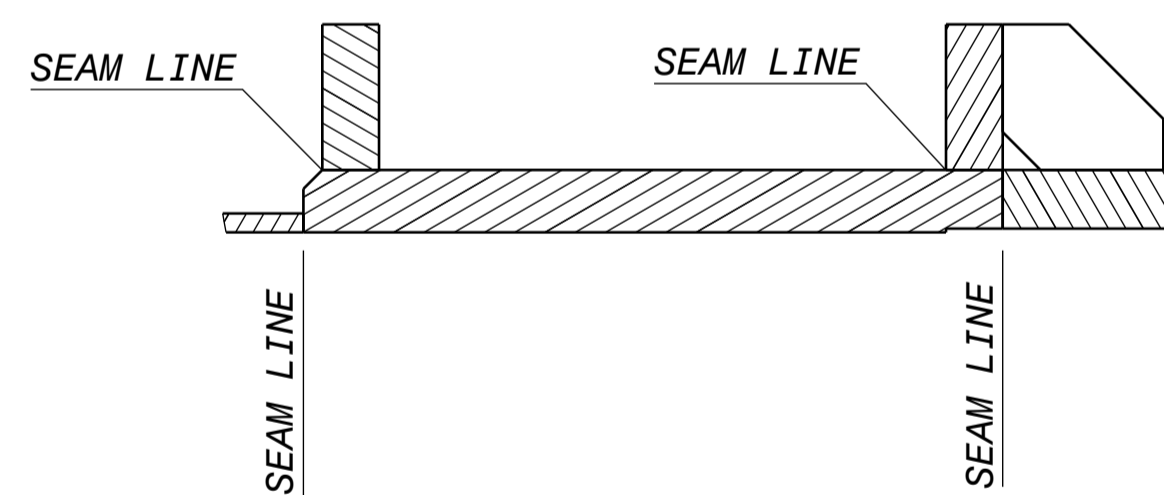
SECTION CUT H-H
WC-47



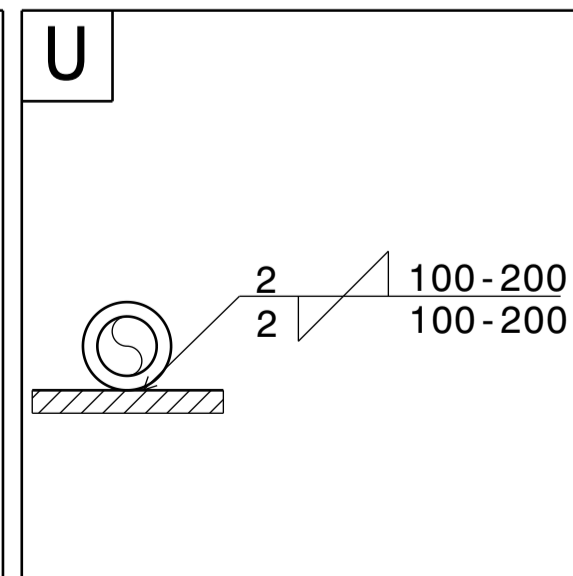
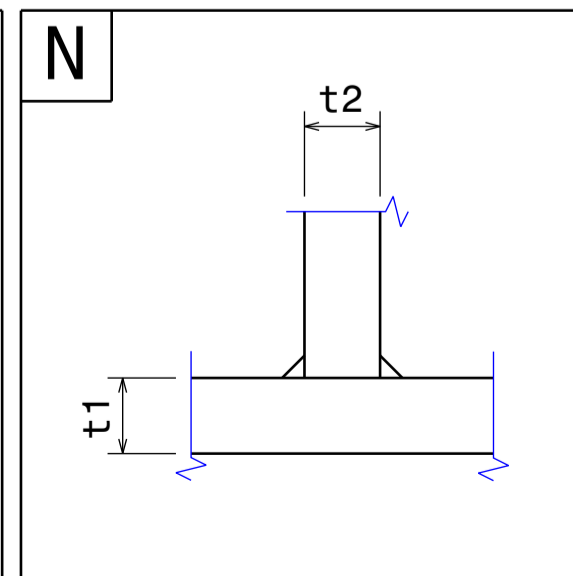
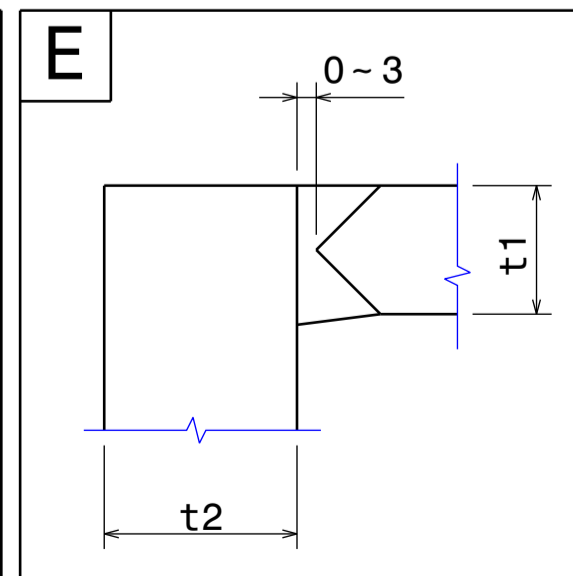
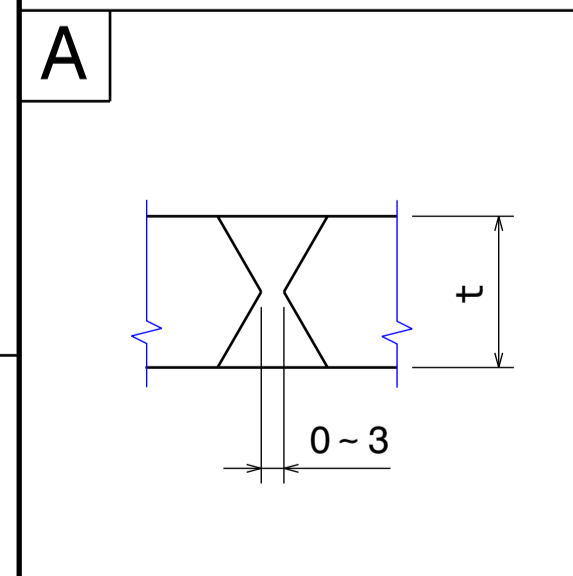
SECTION CUT I-I
WC-12, 76



SECTION CUT J-J
WC-14



SECTION CUT K-K
WC-02, 03, 17, 18



JOINT NO.	SEE. WELDING DATA PACKAGE
WPS NO.	A-T-0808-003(004,005)
NDE	SEE. WELDING DATA PACKAGE

JOINT NO.	SEE. WELDING DATA PACKAGE
WPS NO.	A-T-0808-003(004,005)
NDE	SEE. WELDING DATA PACKAGE

JOINT NO.	SEE. WELDING DATA PACKAGE
WPS NO.	A-T-0808-003(004,005)
NDE	SEE. WELDING DATA PACKAGE

JOINT NO.	SEE. WELDING DATA PACKAGE
WPS NO.	A-T-0808-003(004,005)
NDE	SEE. WELDING DATA PACKAGE

APP Y.K. KANG	APP D.K. KANG	PROJECT ITER THERMAL SHIELD MANUFACTURE	SFA
CHK K.S. LIM	CHK K.W. NAM	DRAWING NUMBER - 2701UC-M501-OCA-07-MO	
APP S.M. PARK	APP K.O. KANG	ITER Organization	
RELEASED BY UJFBPY	CONTROLLED BY CORDIEJ	DRAWING TITLE UCTS_OUTER_LID_DRW	
LINDED BY UJDTYR	APPROVED BY ORLANDS	OUTER LID	
Thermal Shields Upper Cryostat TS Upper CTS Lid	CHECKED BY DOMBROI	WELDING DETAIL - 2/2	
REV DATE 16 Oct 23	PP FACILITY MD	PP VERSION - - -	ITER Organization
DRAWN BY AT	SCALE 1:20	PP STATUS DD	
THIRD ANGLE PROJECTION	SHEET 13	FRS 3 LAYERS 13	DRAWING NUMBER 014333
			REVISION ---
			OR STATUS DD

1

2

3

4

5

6

7

10

11

12

13

14

15

16