



1 2 3 4 5 6 7 8

A

A

B

B

C

C

D

D


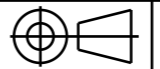
Spacereservation for the banner

Spacereservation for the banner

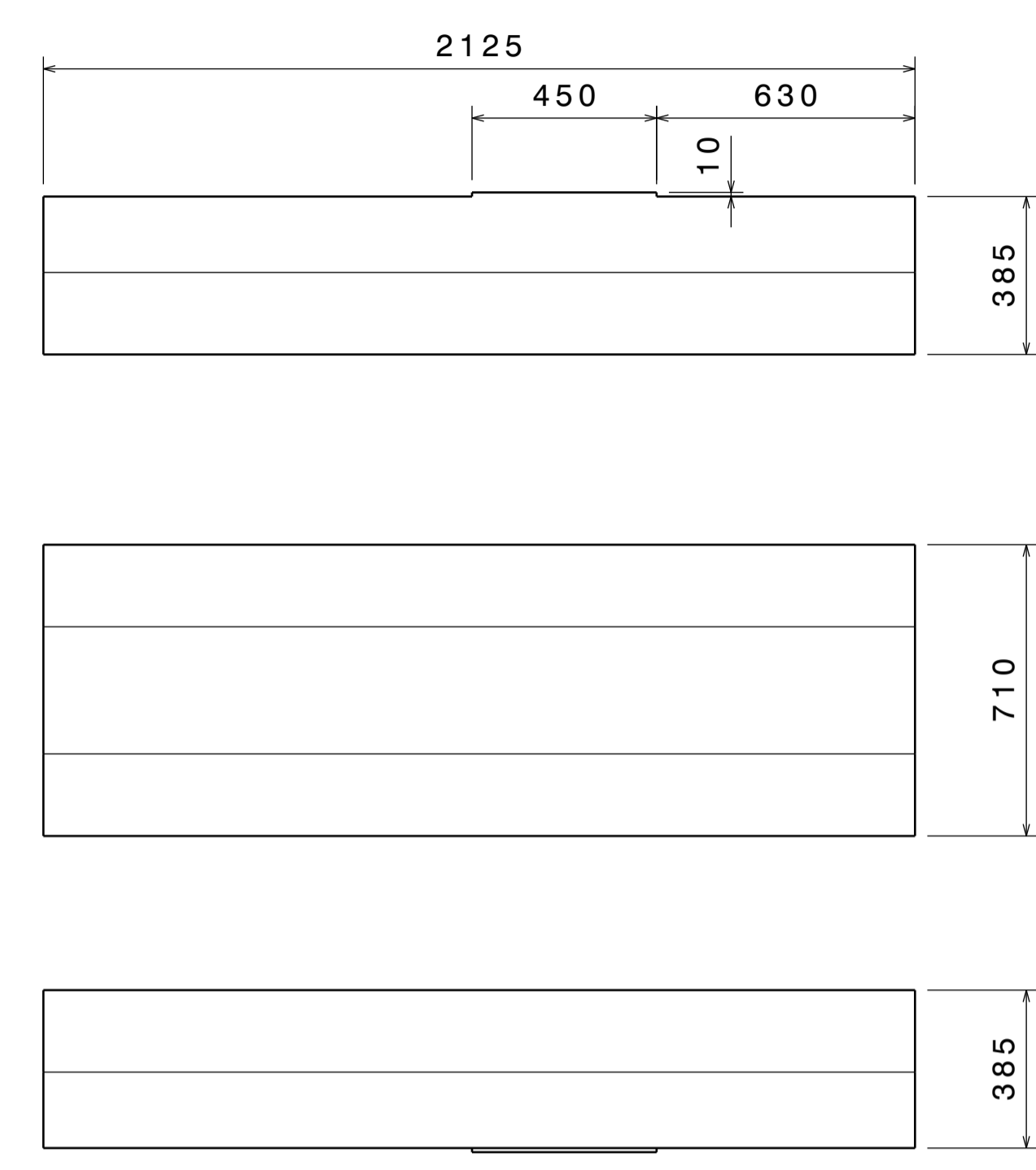
REV No.	DETAILS OF MODIFICATION	SHEET No.	GRID REF	DATE	DCR No.
---------	-------------------------	-----------	----------	------	---------

-	FIRST RELEASE	ALL	ALL	10JUL2018	
---	---------------	-----	-----	-----------	--

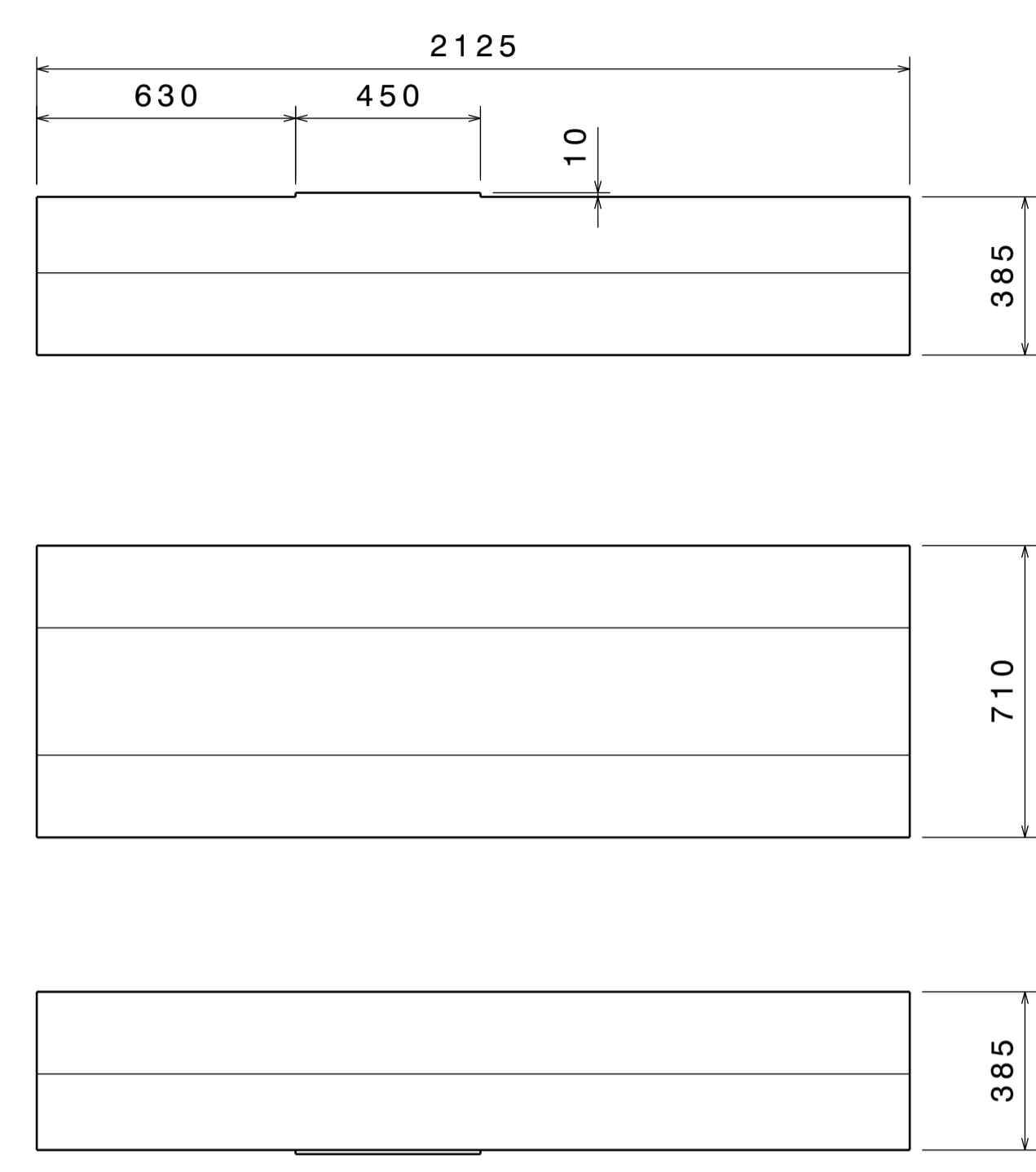
REV No.	DETAILS OF MODIFICATION	SHEET No.	GRID REF	DATE	DCR No.
---------	-------------------------	-----------	----------	------	---------

DRW DOC ID	W6FX4H		RELEASED BY	ITER Organization		
LINKED EV5 PT ID	UJDUQD		APPROVED BY			
PBS TITLE			CHECKED BY	DRAWING TITLE		
Thermal Shields Upper Cryostat TS Upper CTS Cylinder			DOMBROI			
REV DATE	PT MATURITY	PT VERSION	CONTROLLED BY	UCTS_CYL_D_FEED_SHR_DRW_2		
17 Oct 23	MD	---	NOHC	Modifications Sheet		
SHEET FORMAT	SCALE	PT STATUS	DRAWN BY			
A3	1:1	DD	LEEC7			
THIRD ANGLE PROJECTION			SHEET	N° OF SHEETS	PBS 3 LEVELS	DRAWING NUMBER
			01	15	27,01 UC	014943
						REVISION
						--- DD

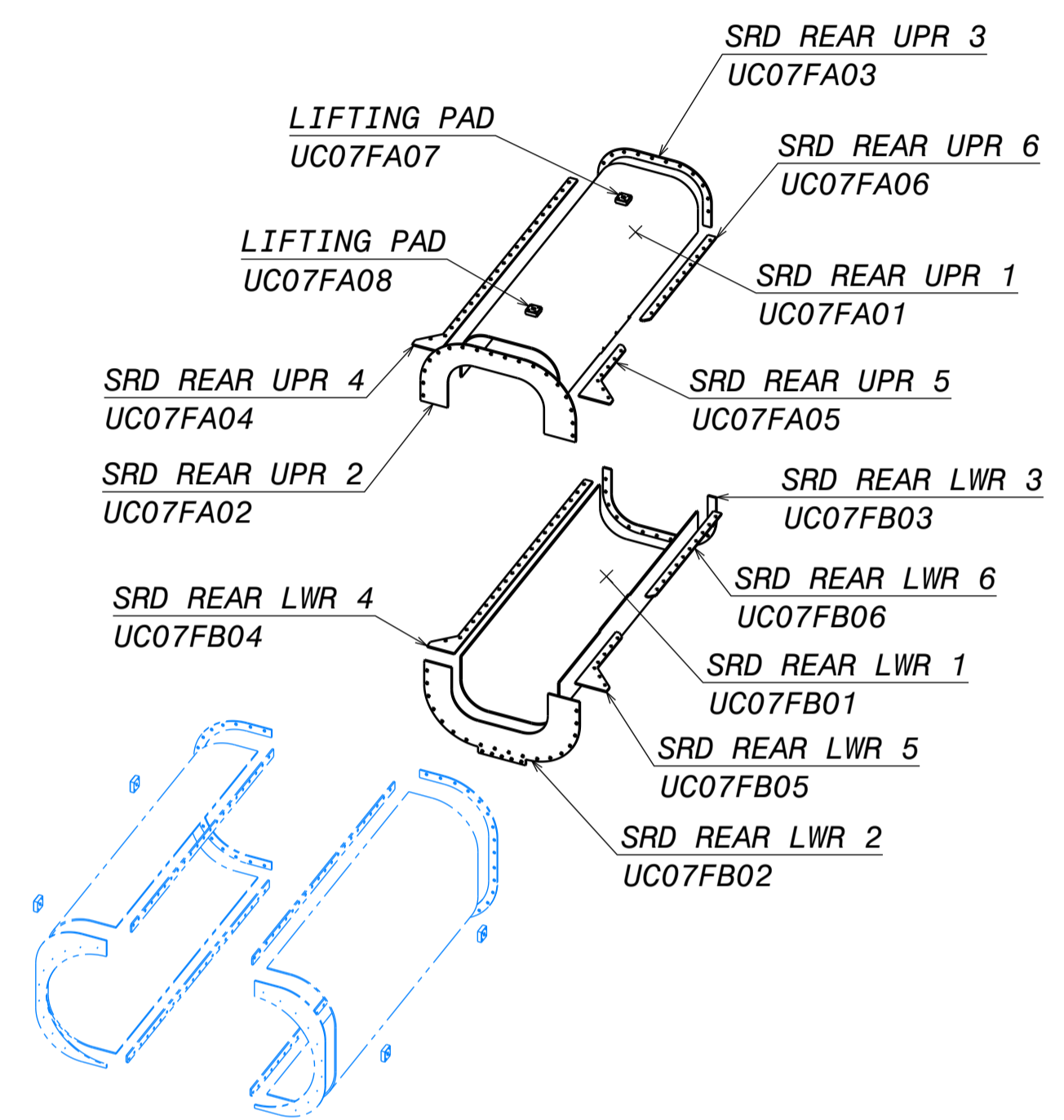
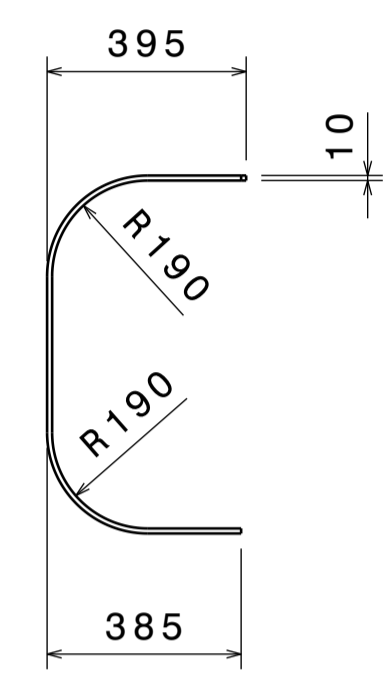
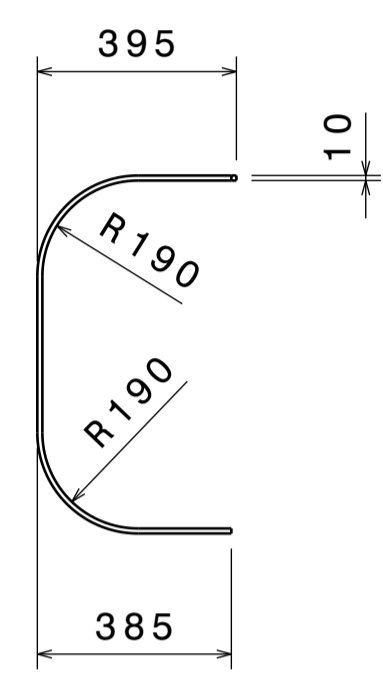
1 2 3 4 5 6 7 8



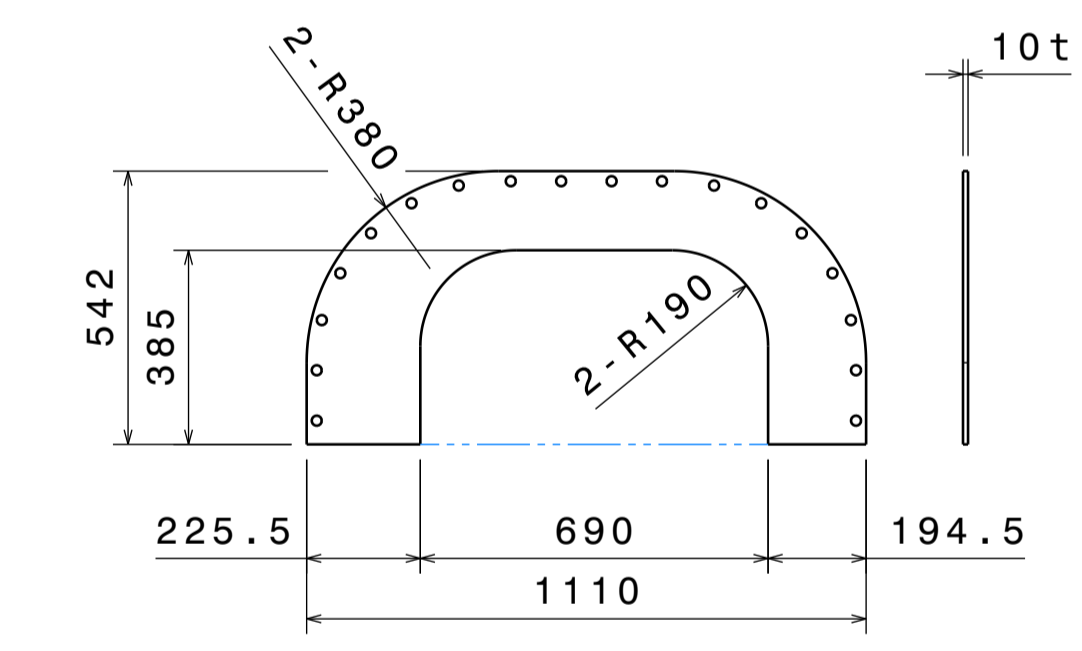
SRD REAR UPR 1



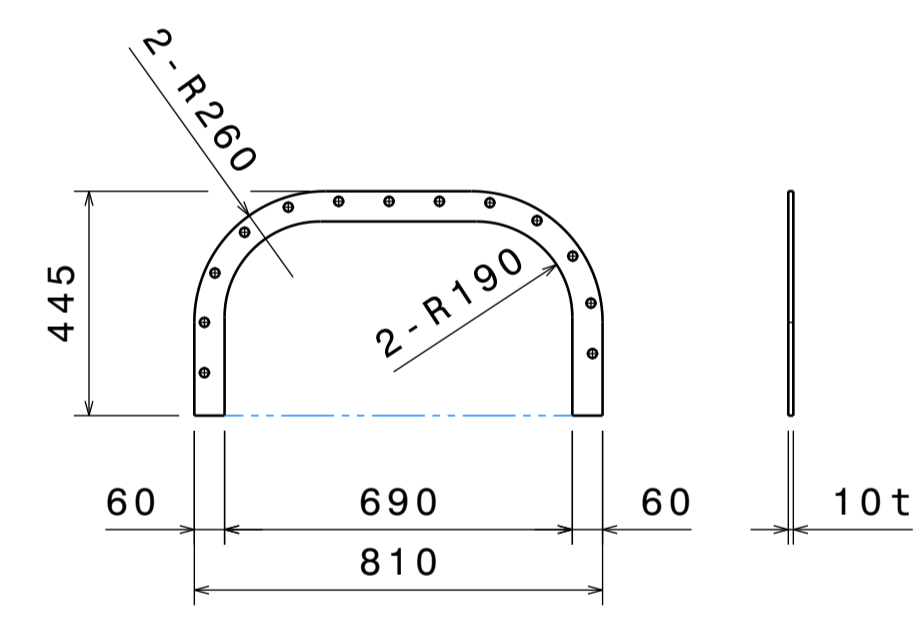
SRD REAR LWR 1



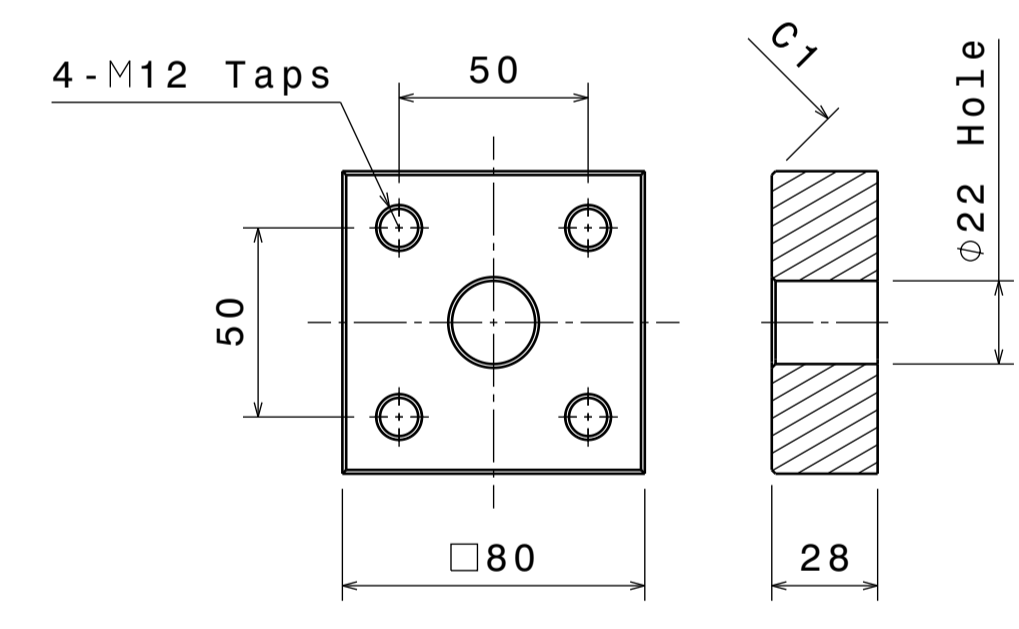
ISOMETRIC VIEW
Scale: 1:40



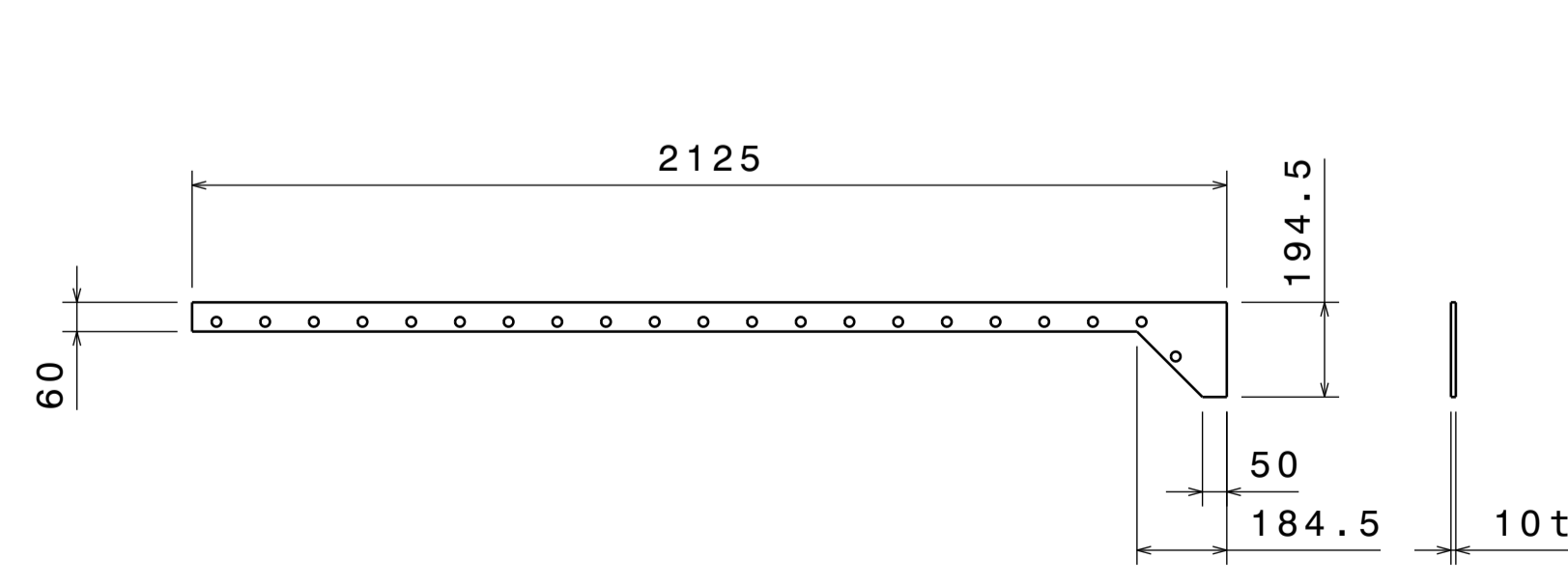
SRD REAR UPR / LWR 2



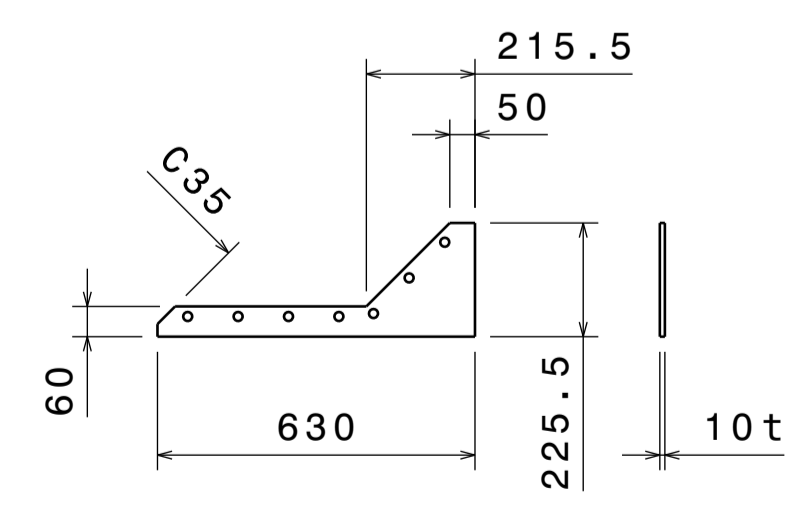
SRD REAR UPR / LWR 3



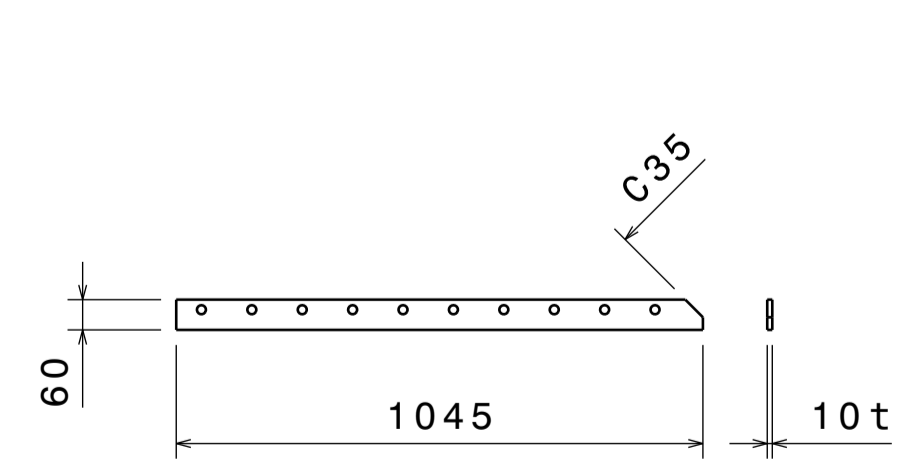
LIFTING PAD
Scale: 1:2



SRD REAR UPR / LWR 4




SRD REAR UPR / LWR 5



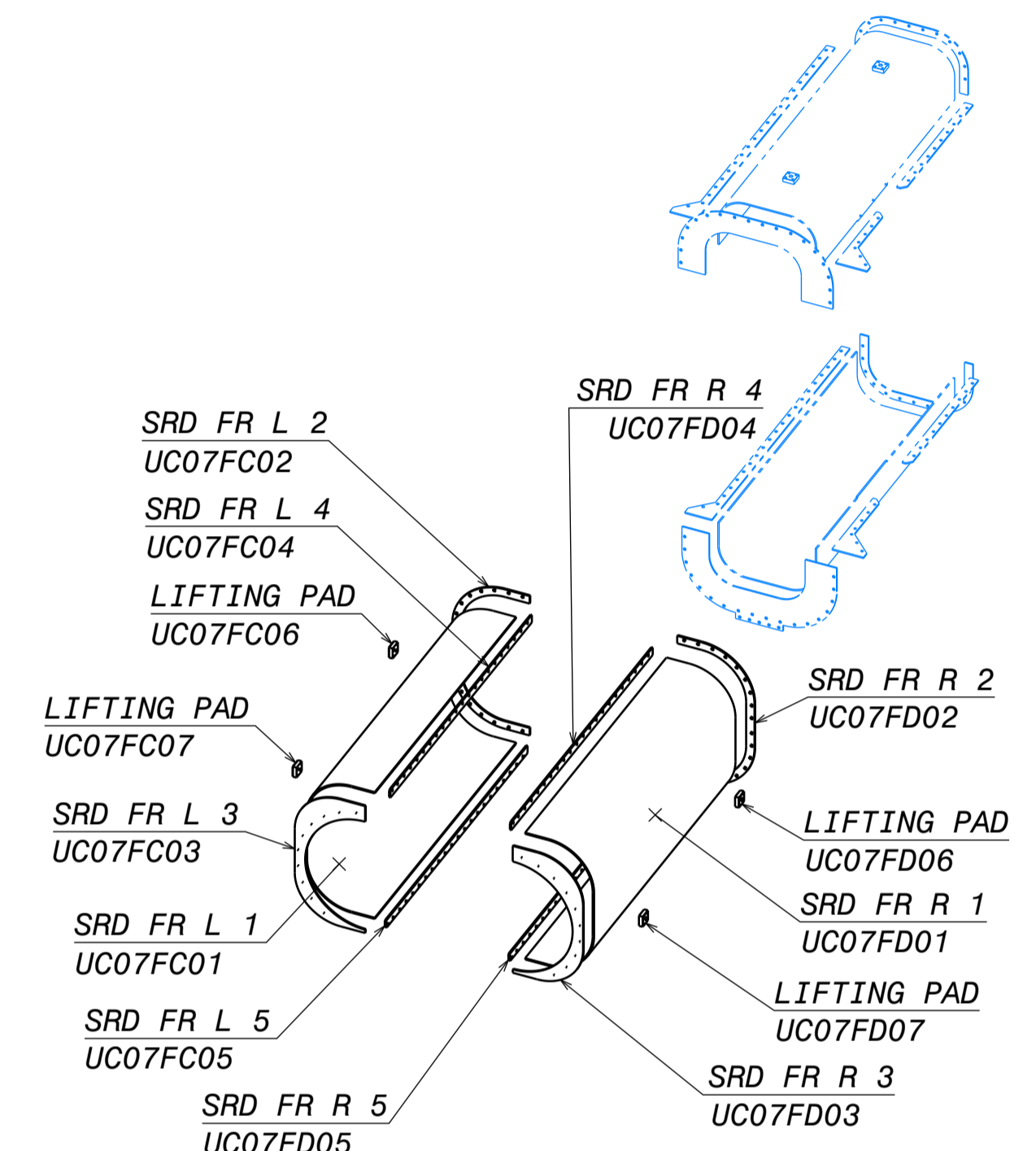
SRD REAR UPR / LWR 6

PART NO	NAME	MATERIAL	TYPE	DESCRIPTION	Q'TY	WEIGHT
UC07FB06	SRD REAR LWR 6	SS304LN	PLATE	10x60x1045	1	
UC07FB05	SRD REAR LWR 5	SS304LN	PLATE	10x220x630	1	
UC07FB04	SRD REAR LWR 4	SS304LN	PLATE	10x190x2125	1	
UC07FB03	SRD REAR LWR 3	SS304LN	PLATE	10x445x810	1	
UC07FB02	SRD REAR LWR 2	SS304LN	PLATE	10x550x1100	1	
UC07FB01	SRD REAR LWR 1	SS304LN	PLATE	395x710x2125	1	
UC07FA07-08	LIFTING PAD	SS304LN	PLATE	28x80x80	2	
UC07FA06	SRD REAR UPR 6	SS304LN	PLATE	10x60x1045	1	
UC07FA05	SRD REAR UPR 5	SS304LN	PLATE	10x220x630	1	
UC07FA04	SRD REAR UPR 4	SS304LN	PLATE	10x190x2125	1	
UC07FA03	SRD REAR UPR 3	SS304LN	PLATE	10x445x810	1	
UC07FA02	SRD REAR UPR 2	SS304LN	PLATE	10x550x1100	1	
UC07FA01	SRD REAR UPR 1	SS304LN	PLATE	395x710x2125	1	

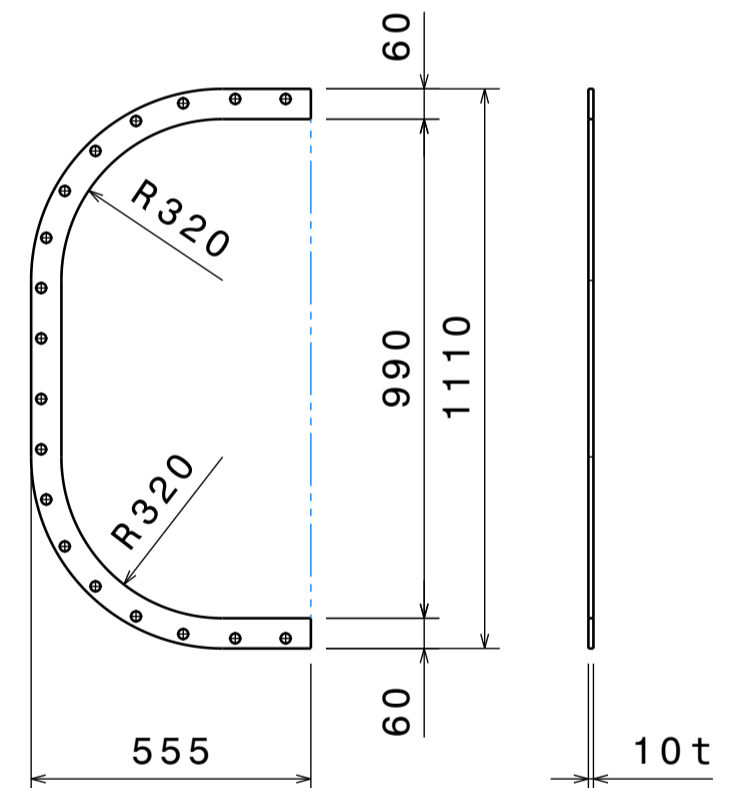
APP: Y.K. KANG		DIP: D.K. KANG		PROJECT: ITER THERMAL SHIELD MANUFACTURE		SFA
CHK: K.S. LIM		CO-CHK: K.W. NAM		DRAWING NUMBER: 2701UC-M501-OFD-01-M0		
APP: S.M. PARK		DIP: K.O. KANG		ITER Organization		
DWG DOC ID: W6FX4H		RELEASED BY: CORDIEJ		DRAWING TITLE: UCTS_CYL_D_FEED_SHR_DRW_2		
LIMNED BY: UJUQUQ		APPROVED BY: ORLANDS		FEEDTHROUGH SHROUD (VAR-D)		CS2U DETAIL OF PARTS - 1/2
TITLE: Thermal Shields Upper Cryostat TS		CHECKED BY: DOMBROI		SCALE: 1:15		
REV: 17 Oct 23		REV: MD		REV: NOHC		SHEET: AT TOTAL SHEETS: DD LEEC7
SCALE: 1:15		REV: DD		REV: DD		
THIRD ANGLE PROJECTION		SHEET: 02		REV: 15		DRAWING NUMBER: 014943 REVISION: --- DR STATUS: DD



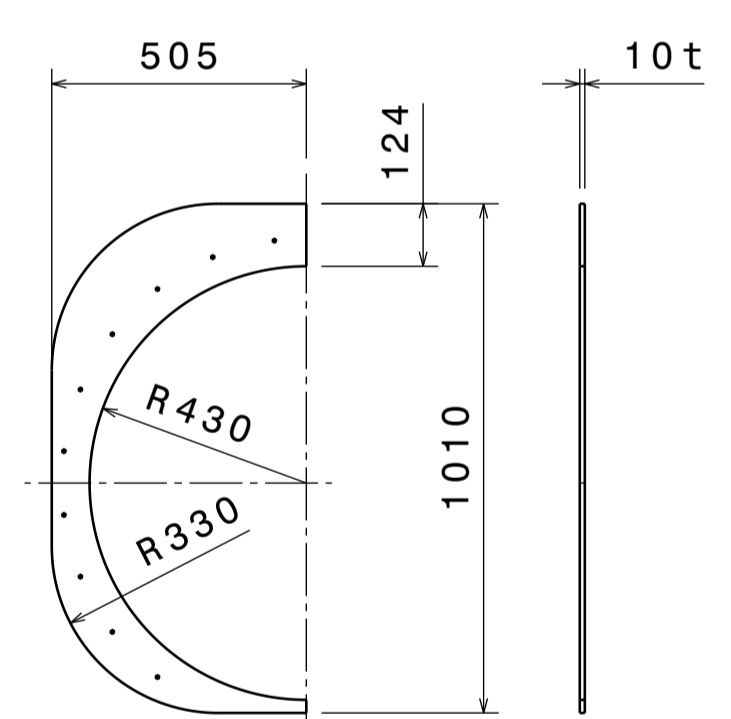
SRD FR L / R 1



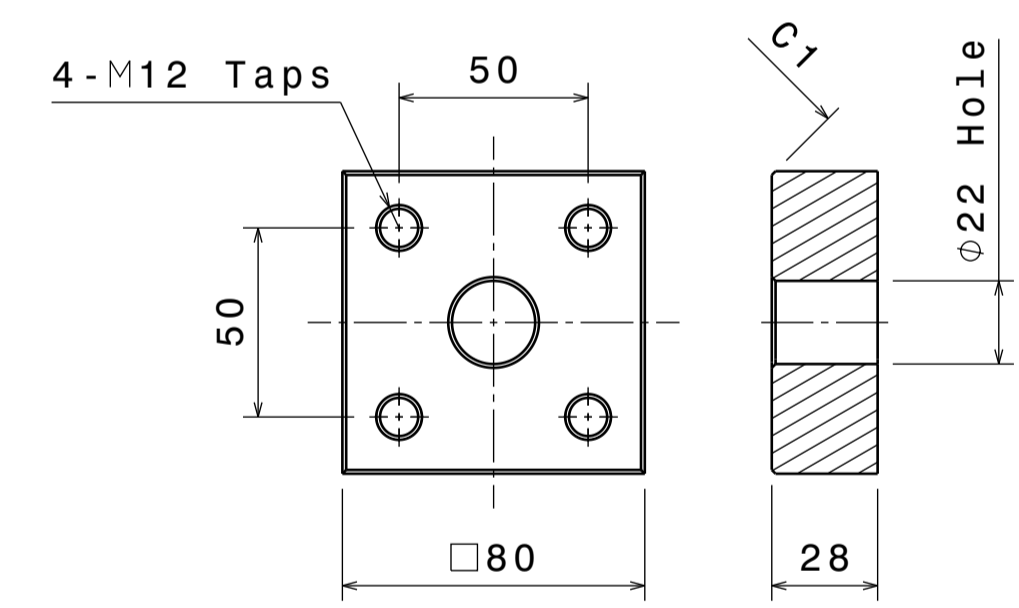
ISOMETRIC VIEW
Scale: 1:40



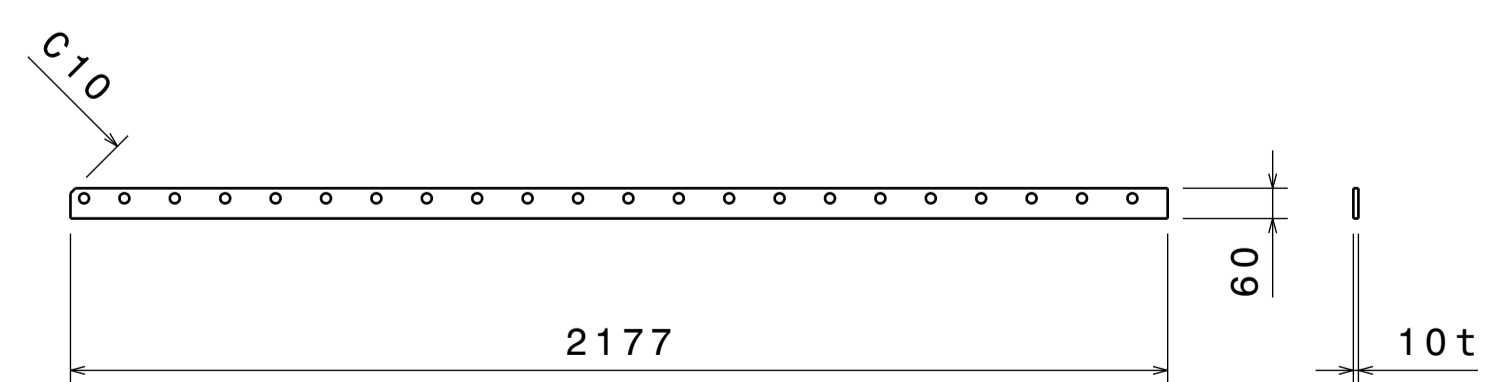
SRD FR L / R 2



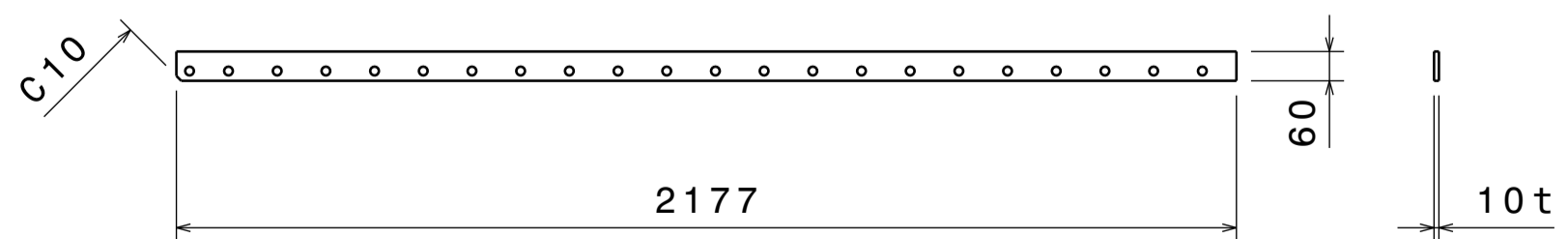
SRD FR L / R 3



LIFTING PAD
Scale: 1:2



SRD FR L / R 4

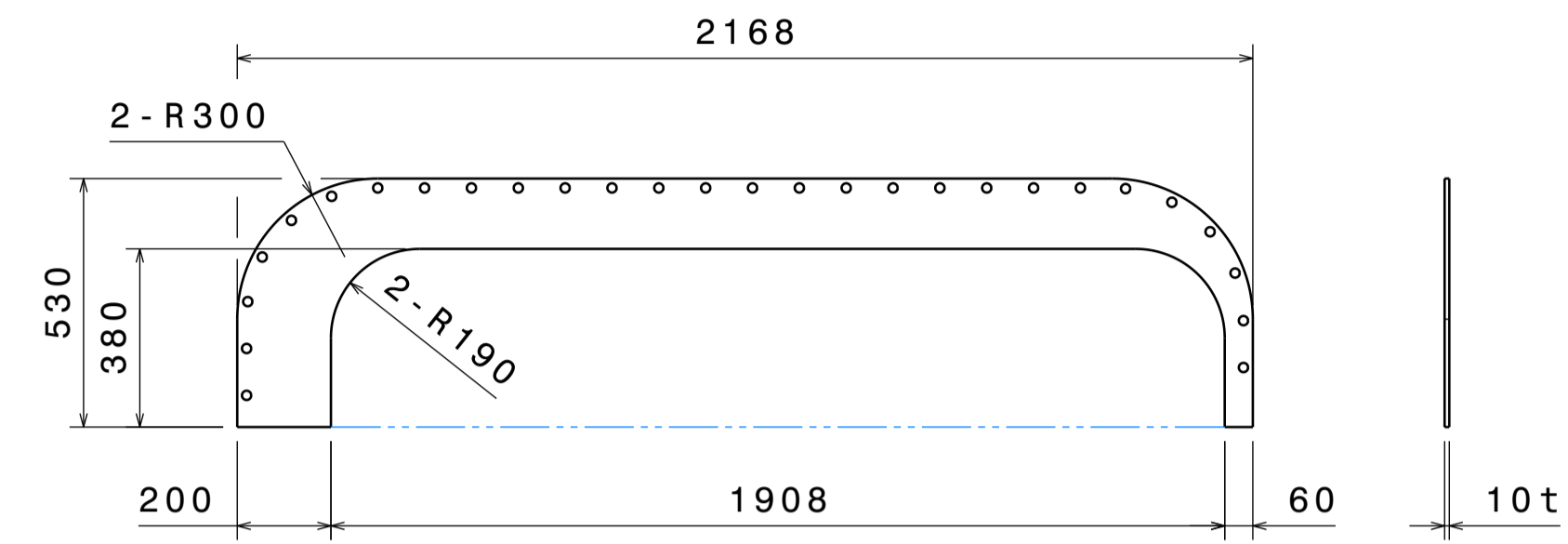



SRD FR L / R 5

PART NO	NAME	MATERIAL	TYPE	DESCRIPTION	Q'TY	WEIGHT
UC07FD06-07	LIFTING PAD	SS304LN	PLATE	28x80x80	2	
UC07FD05	SRD FR R 5	SS304LN	PLATE	10x60x2177	1	
UC07FD04	SRD FR R 4	SS304LN	PLATE	10x60x2177	1	
UC07FD03	SRD FR R 3	SS304LN	PLATE	10x503x1006	1	
UC07FD02	SRD FR R 2	SS304LN	PLATE	10x553x1106	1	
UC07FD01	SRD FR R 1	SS304LN	PLATE	493x1006x2177	1	
UC07FC06-07	LIFTING PAD	SS304LN	PLATE	28x80x80	2	
UC07FC05	SRD FR L 5	SS304LN	PLATE	10x60x2177	1	
UC07FC04	SRD FR L 4	SS304LN	PLATE	10x60x2177	1	
UC07FC03	SRD FR L 3	SS304LN	PLATE	10x503x1006	1	
UC07FC02	SRD FR L 2	SS304LN	PLATE	10x553x1106	1	
UC07FC01	SRD FR L 1	SS304LN	PLATE	493x1006x2177	1	

BILL OF MATERIAL


APP: Y.K. KANG	APP: D.K. KANG	PROJECT: ITER THERMAL SHIELD MANUFACTURE	SFA
CHK: K.S. LIM	CHK: K.W. NAM	DRAWING NUMBER: 2701UC-M501-OFD-02-M0	
DES: S.M. PARK	DES: K.O. KANG	ITER Organization	
REV: 01	REV: 01	REV: 01	
REV: 02	REV: 02	REV: 02	
REV: 03	REV: 03	REV: 03	
REV: 04	REV: 04	REV: 04	
REV: 05	REV: 05	REV: 05	
REV: 06	REV: 06	REV: 06	
REV: 07	REV: 07	REV: 07	
REV: 08	REV: 08	REV: 08	
REV: 09	REV: 09	REV: 09	
REV: 10	REV: 10	REV: 10	
REV: 11	REV: 11	REV: 11	
REV: 12	REV: 12	REV: 12	
REV: 13	REV: 13	REV: 13	
REV: 14	REV: 14	REV: 14	
REV: 15	REV: 15	REV: 15	
REV: 16	REV: 16	REV: 16	



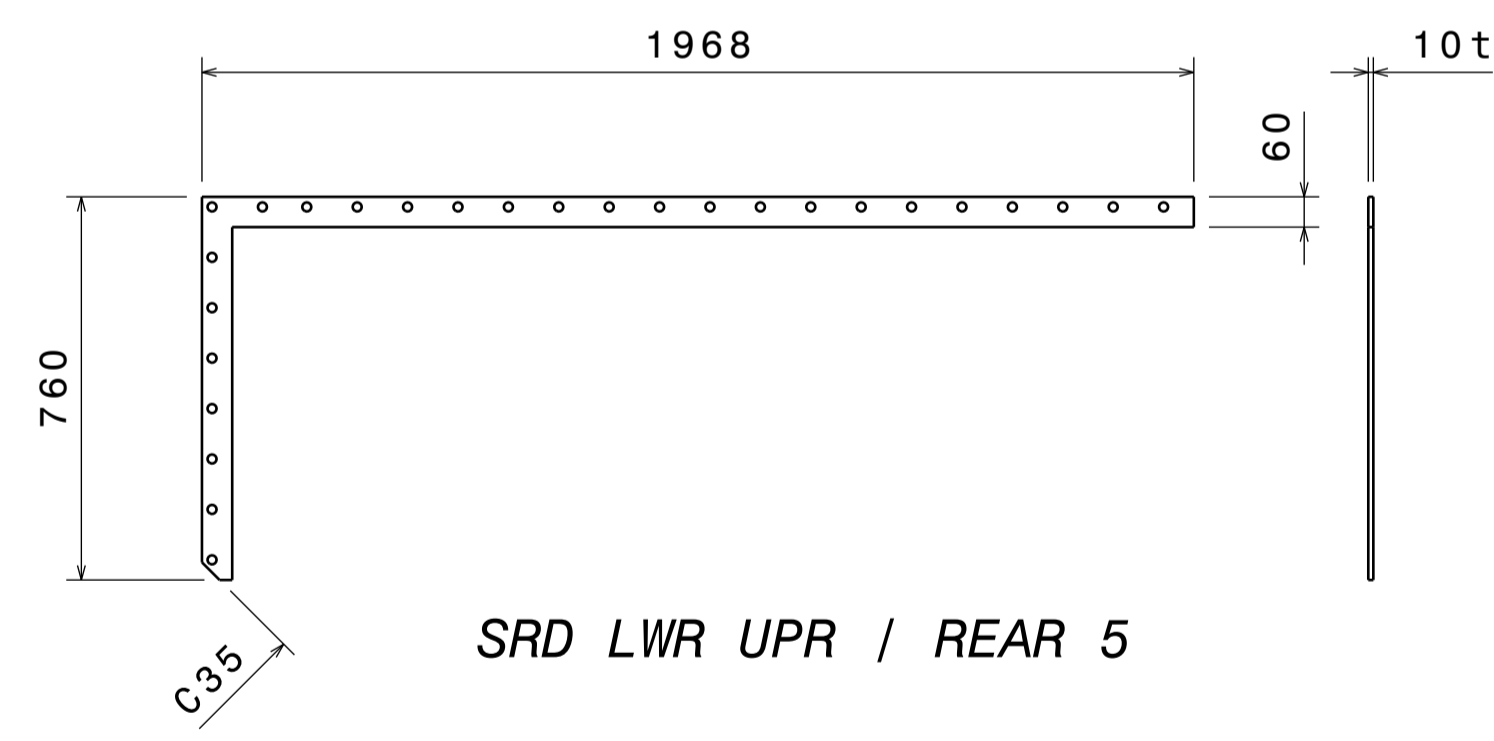

SRD LWR UPR / REAR 2



SRD REAR UPR 1



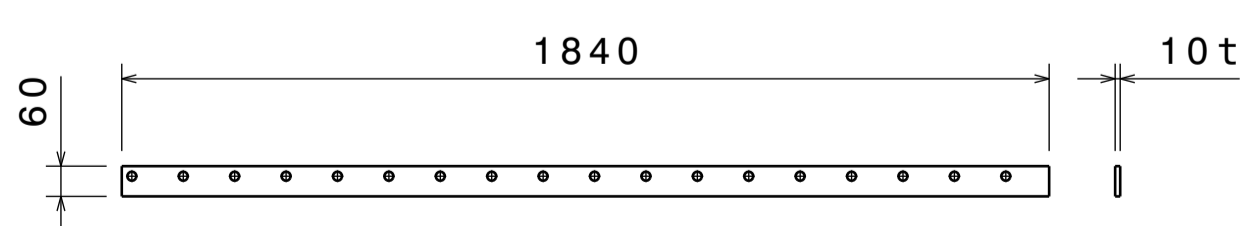
SRD LWR UPR / REAR 3



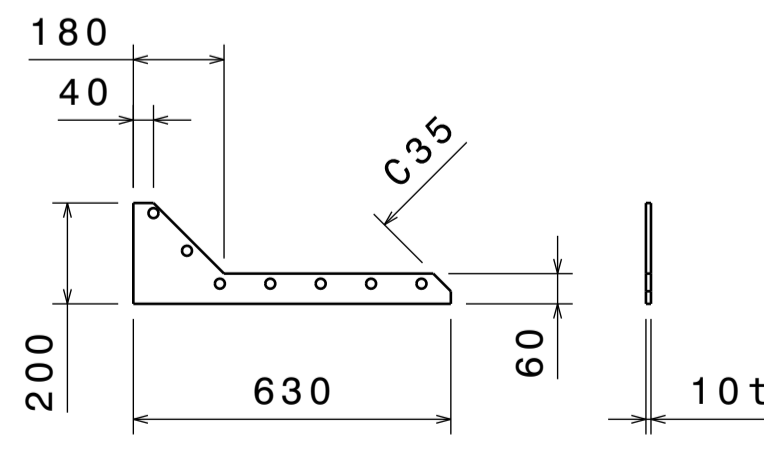
SRD LWR UPR / REAR 5



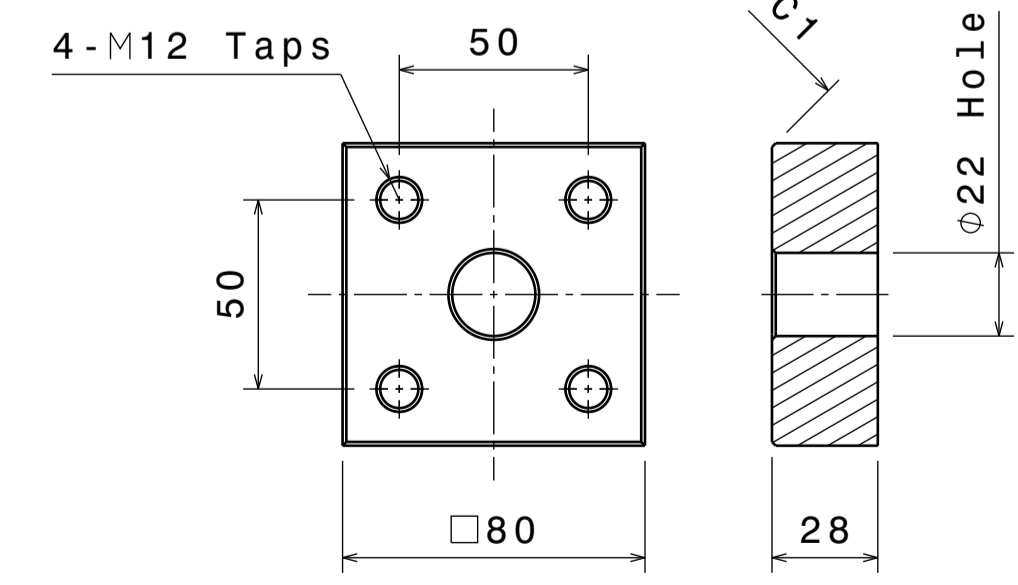
SRD REAR LWR 1



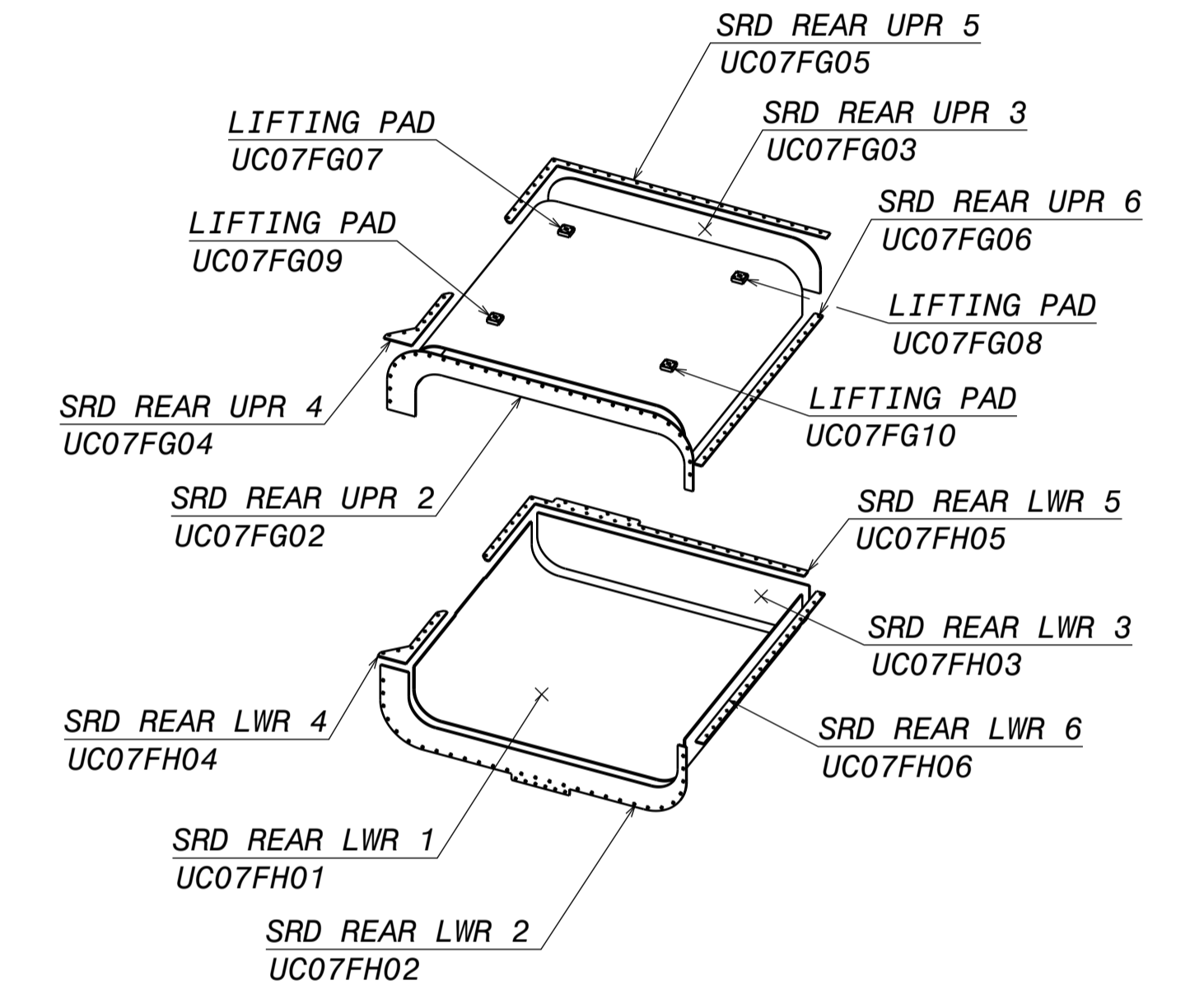
SRD LWR UPR / REAR 6



SRD LWR UPR / REAR 4




LIFTING PAD
Scale: 1:2



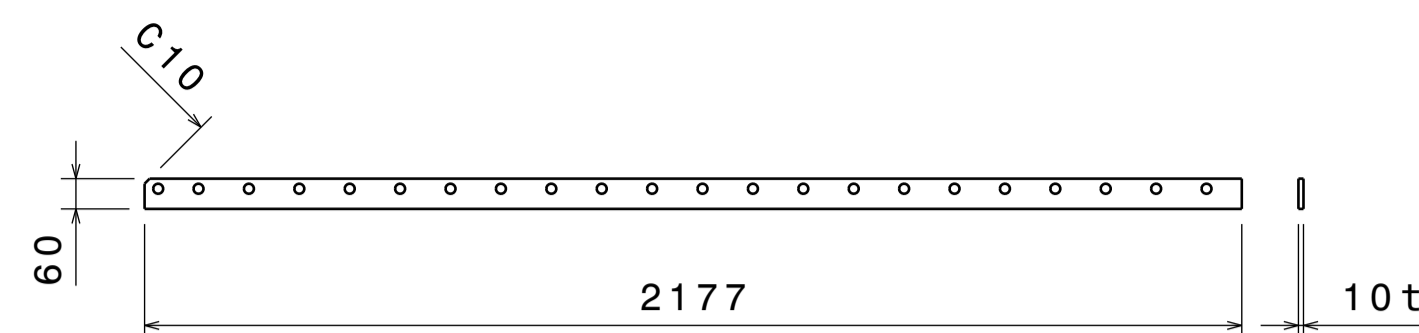
ISOMETRIC VIEW
Scale: 1:40

PART NO	NAME	MATERIAL	TYPE	DESCRIPTION	Q'TY	WEIGHT
UC07FH06	SRD REAR LWR 6	SS304LN	PLATE	10x60x1840	1	
UC07FH05	SRD REAR LWR 5	SS304LN	PLATE	10x760x1968	1	
UC07FH04	SRD REAR LWR 4	SS304LN	PLATE	10x200x630	1	
UC07FH03	SRD REAR LWR 3	SS304LN	PLATE	10x380x1928	1	
UC07FH02	SRD REAR LWR 2	SS304LN	PLATE	10x530x2168	1	
UC07FH01	SRD REAR LWR 1	SS304LN	PLATE	390x1780x1928	1	
UC07FG07-10	LIFTING PAD	SS304LN	PLATE	28x80x80	4	
UC07FG06	SRD REAR UPR 6	SS304LN	PLATE	10x60x1840	1	
UC07FG05	SRD REAR UPR 5	SS304LN	PLATE	10x760x1968	1	
UC07FG04	SRD REAR UPR 4	SS304LN	PLATE	10x200x630	1	
UC07FG03	SRD REAR UPR 3	SS304LN	PLATE	10x380x1928	1	
UC07FG02	SRD REAR UPR 2	SS304LN	PLATE	10x530x2168	1	
UC07FG01	SRD REAR UPR 1	SS304LN	PLATE	390x1780x1928	1	

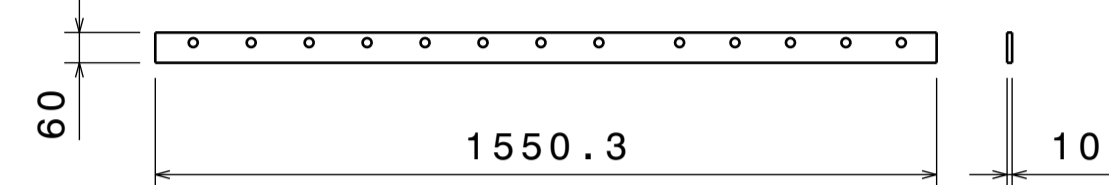
BILL OF MATERIAL					
APP: Y.K. KANG	APP: D.K. KANG	PROJECT: ITER THERMAL SHIELD MANUFACTURE	SFA		
CHK: K.S. LIM	CHK: K.W. NAM	DRAWING NUMBER: 2701UC-M501-OFD-03-M0	ITER Organization		
DES: S.M. PARK	DES: K.O. KANG				
REV: 01	DATE: 17 Oct 23	SCALE: 1:15	REVISED BY: DD	REVISED DATE: 27.01.2015	REVISED REASON: UC
DRAWING TITLE: Thermal Shields Upper Cryostat TS Upper CTS Cylinder		DRAWING TITLE: UCTS_CYL_D_FEED_SHR_DRW_2 FEEDTHROUGH SHROUD (VAR-D) PF3 REAR DETAIL OF PARTS			
DRAWING NUMBER: 014943		DRAWING NUMBER: 014943			



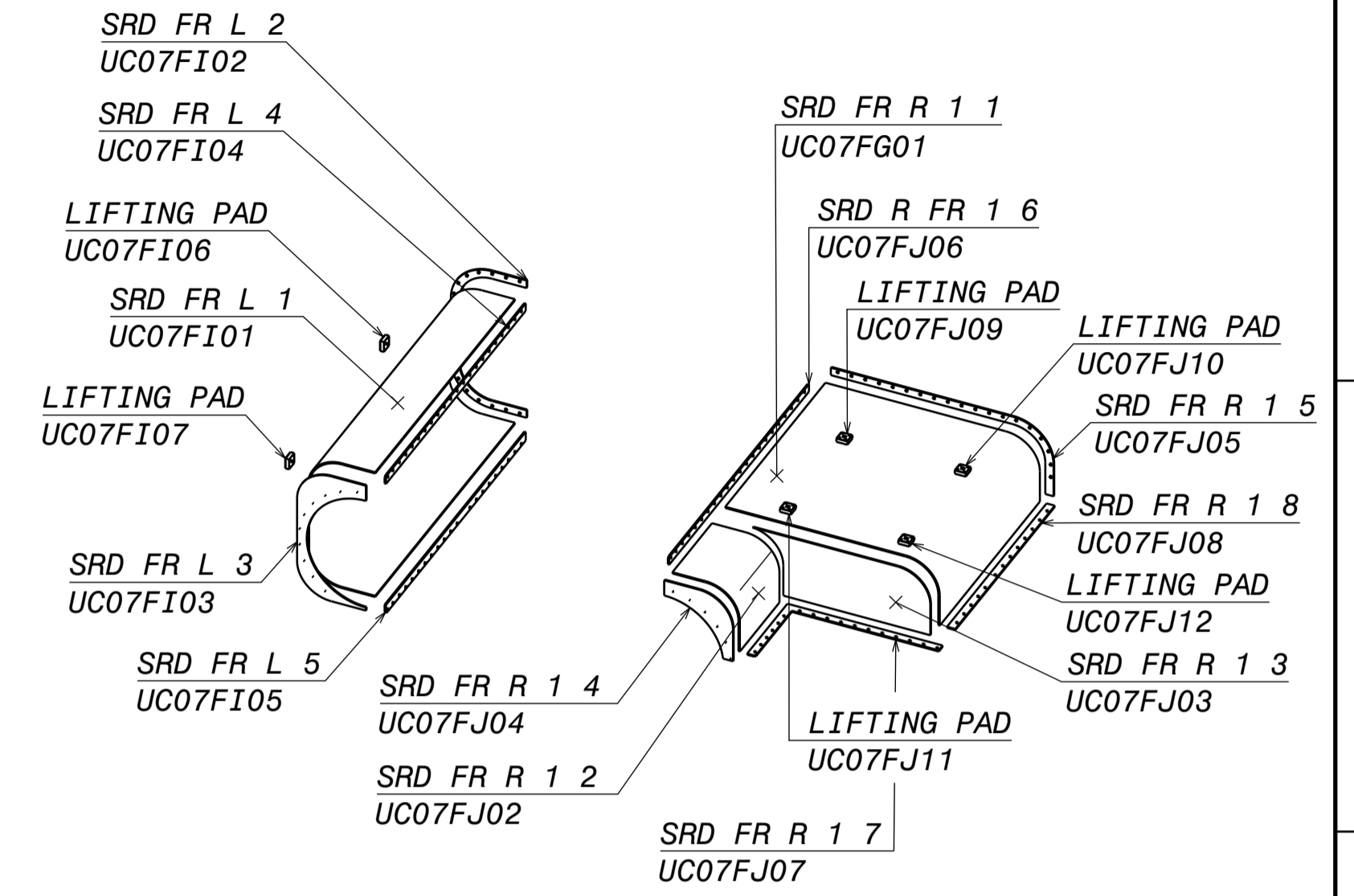
SRD FR L 1




SRD FR L 4 / SRD FR R 1 6



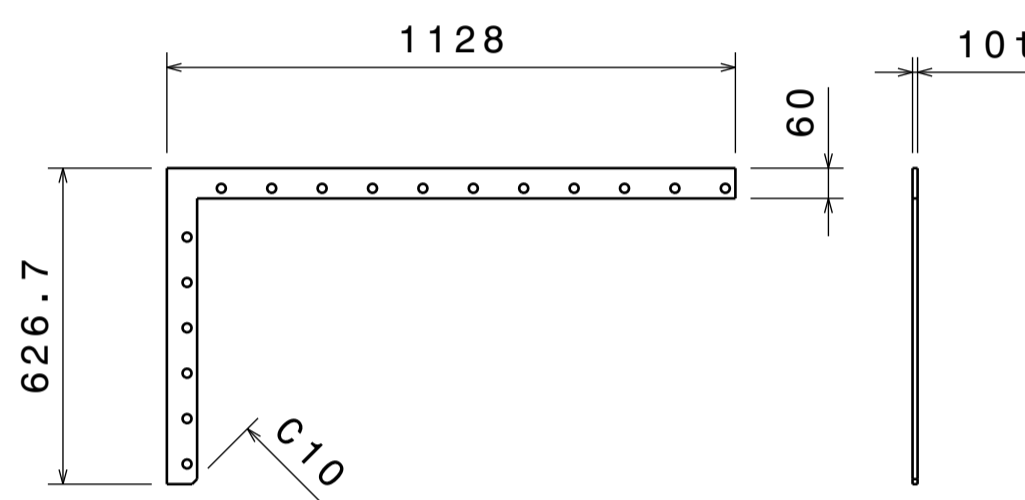
SRD R FR 5



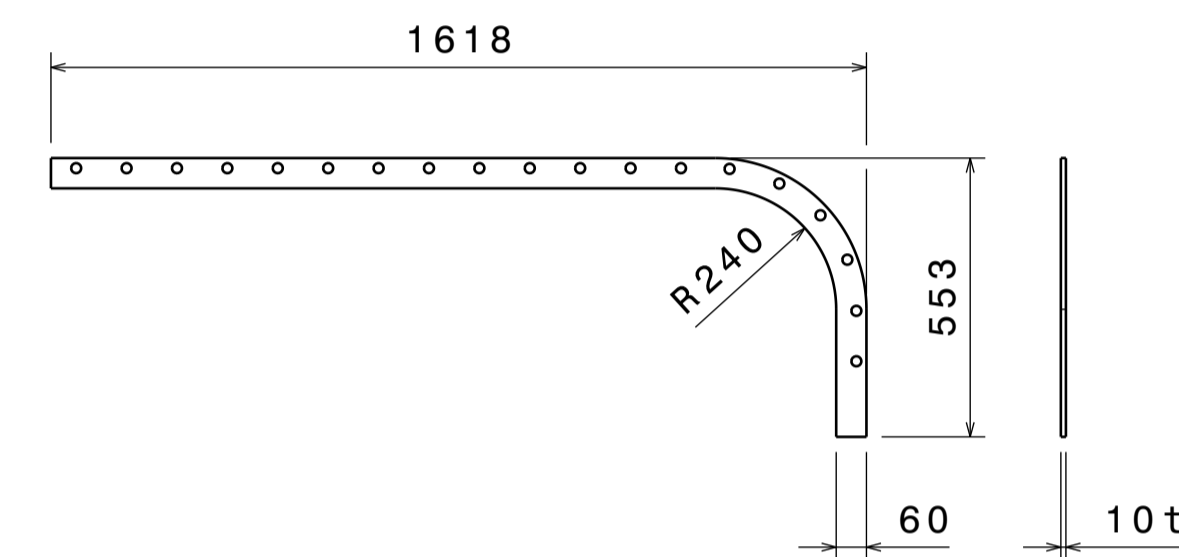
ISOMETRIC VIEW
Scale: 1:40



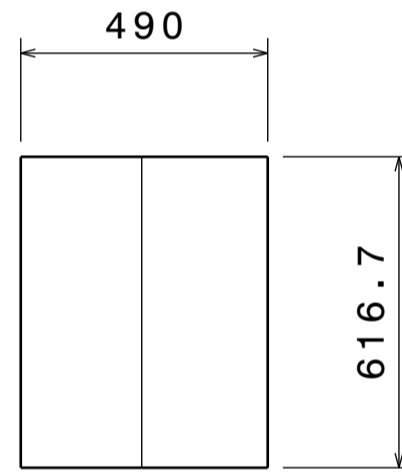
SRD FR R 1 1



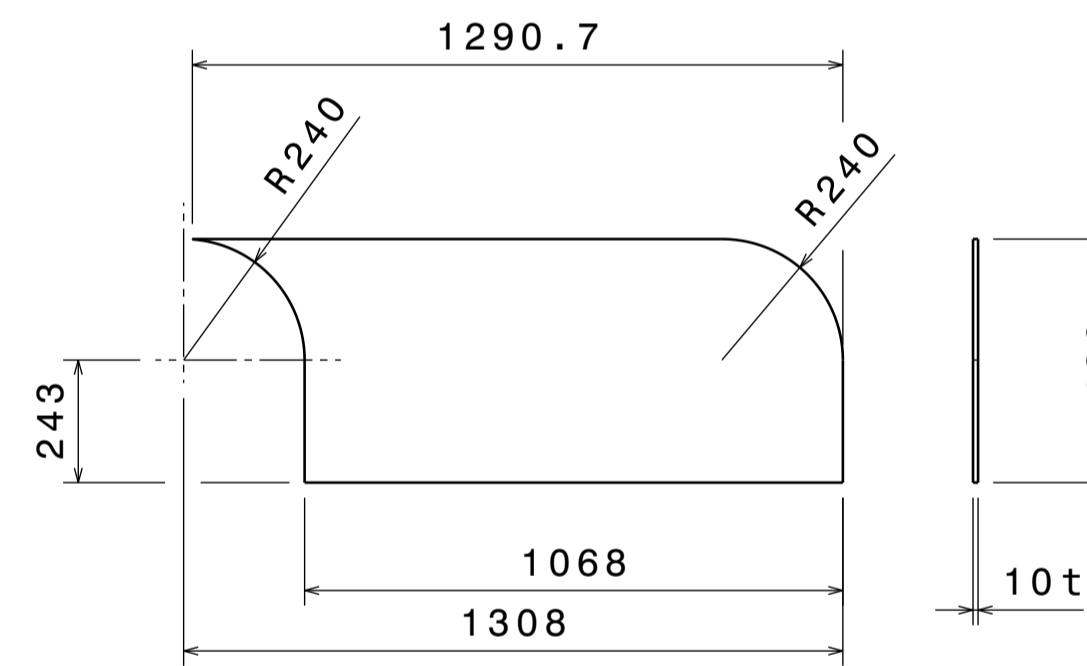
SRD FR R 1 7



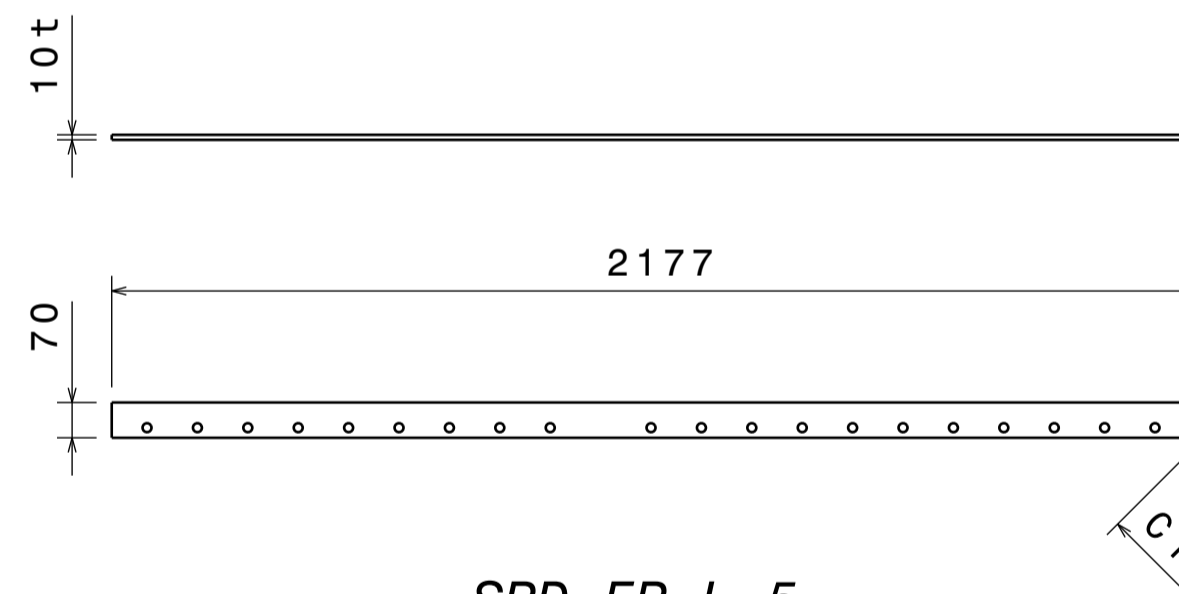
SRD FR R 1 8




SRD FR R 1 2



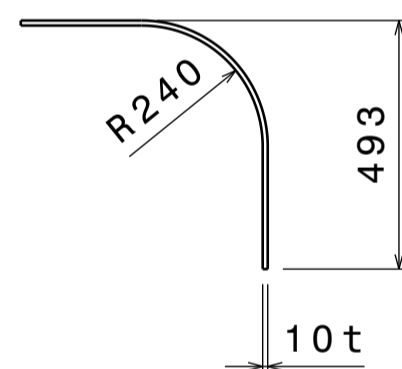
SRD FR R 1 3



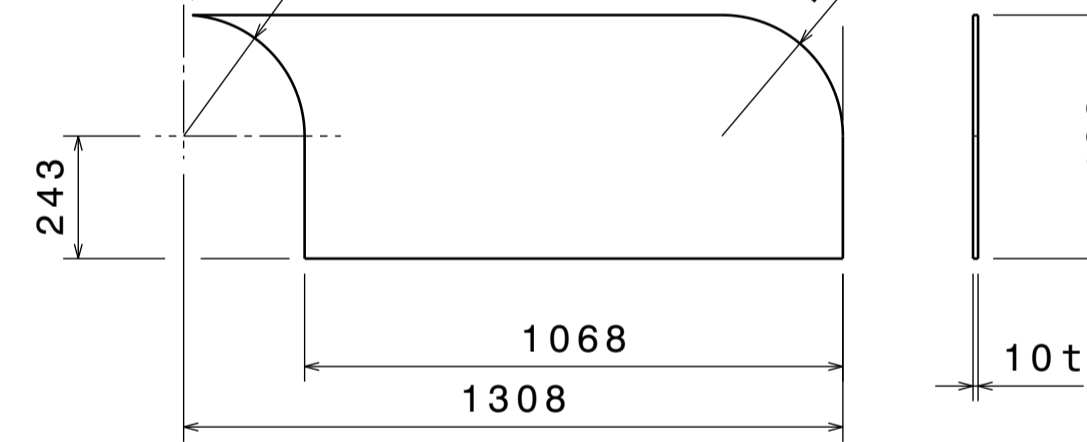
SRD FR L 5



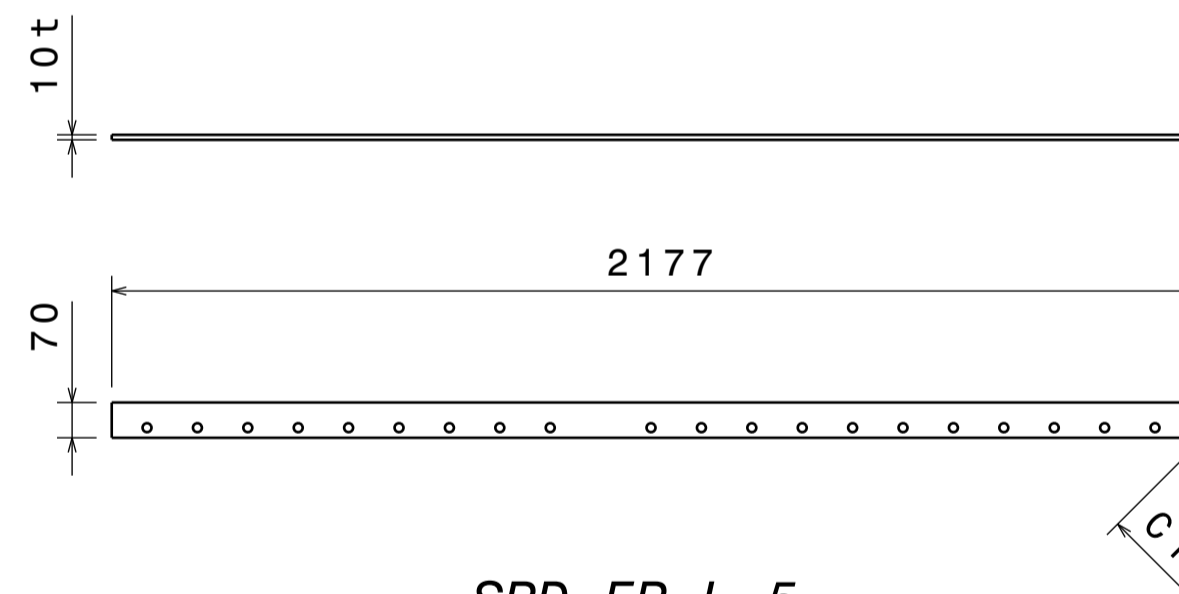
SRD FR R 1 1



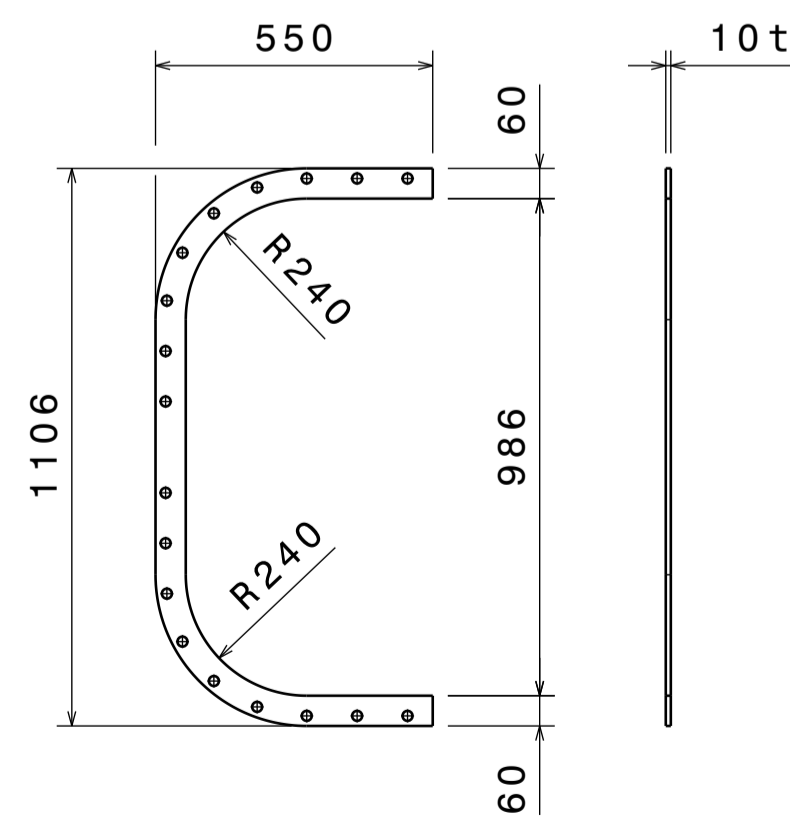
SRD FR R 1 2



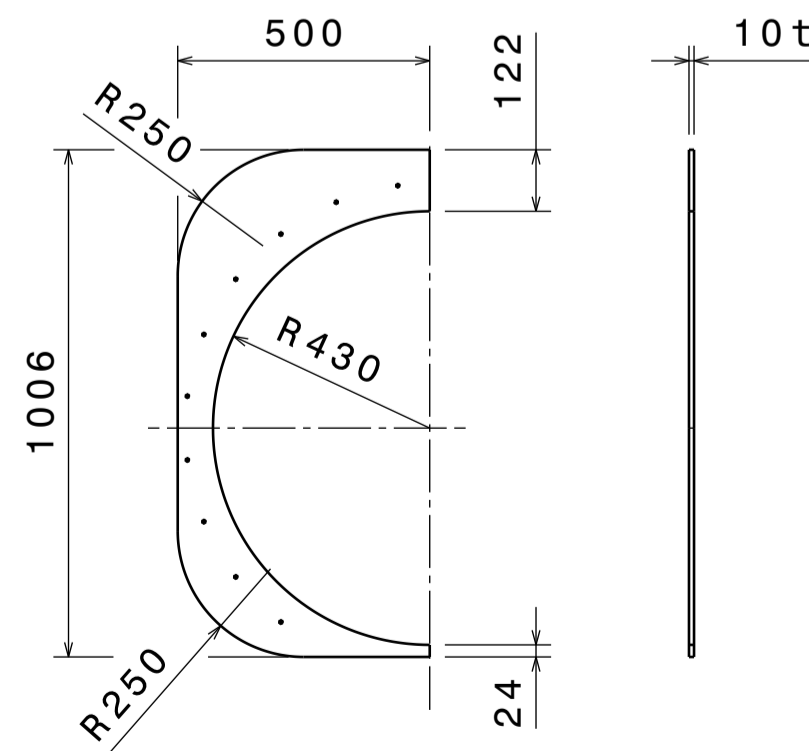
SRD FR R 1 3



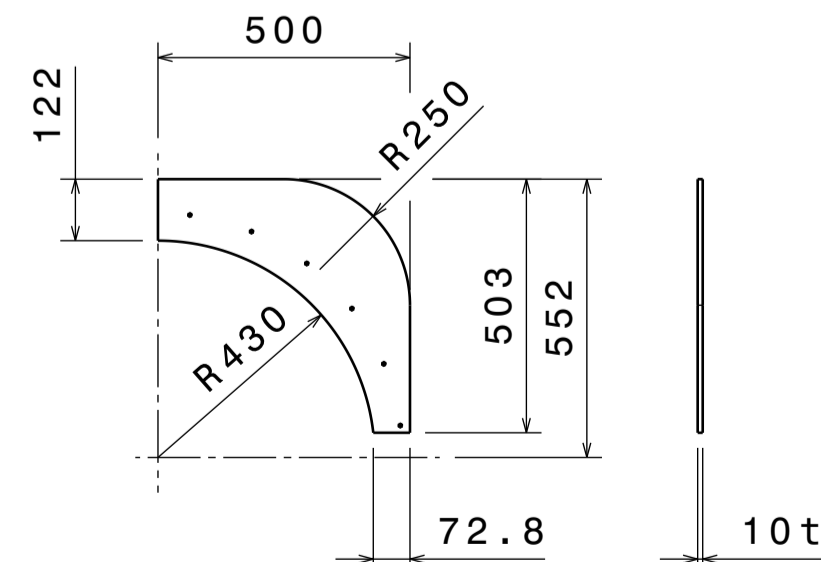
SRD FR L 5



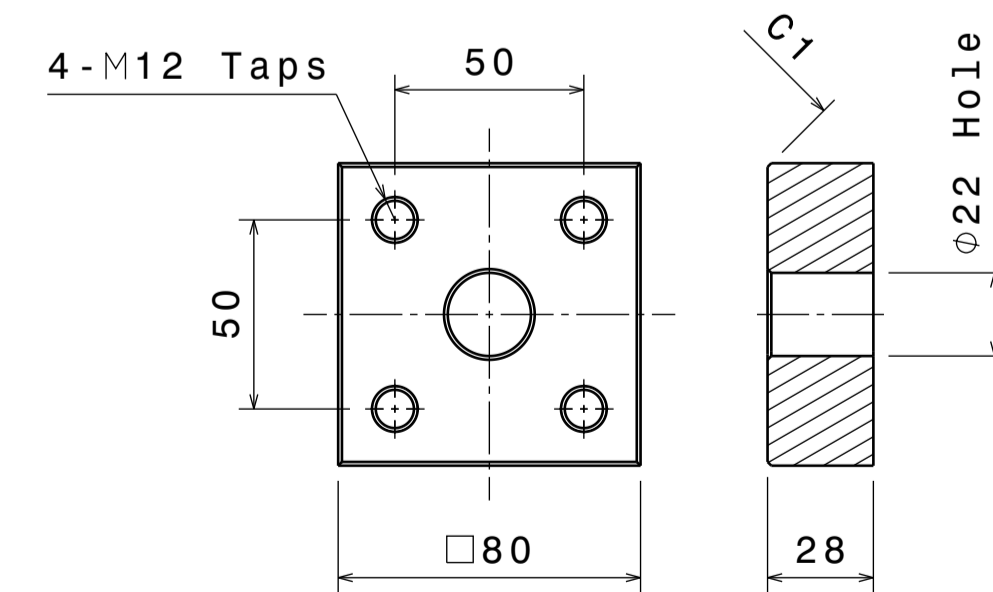
SRD FR L 2



SRD FR L 3



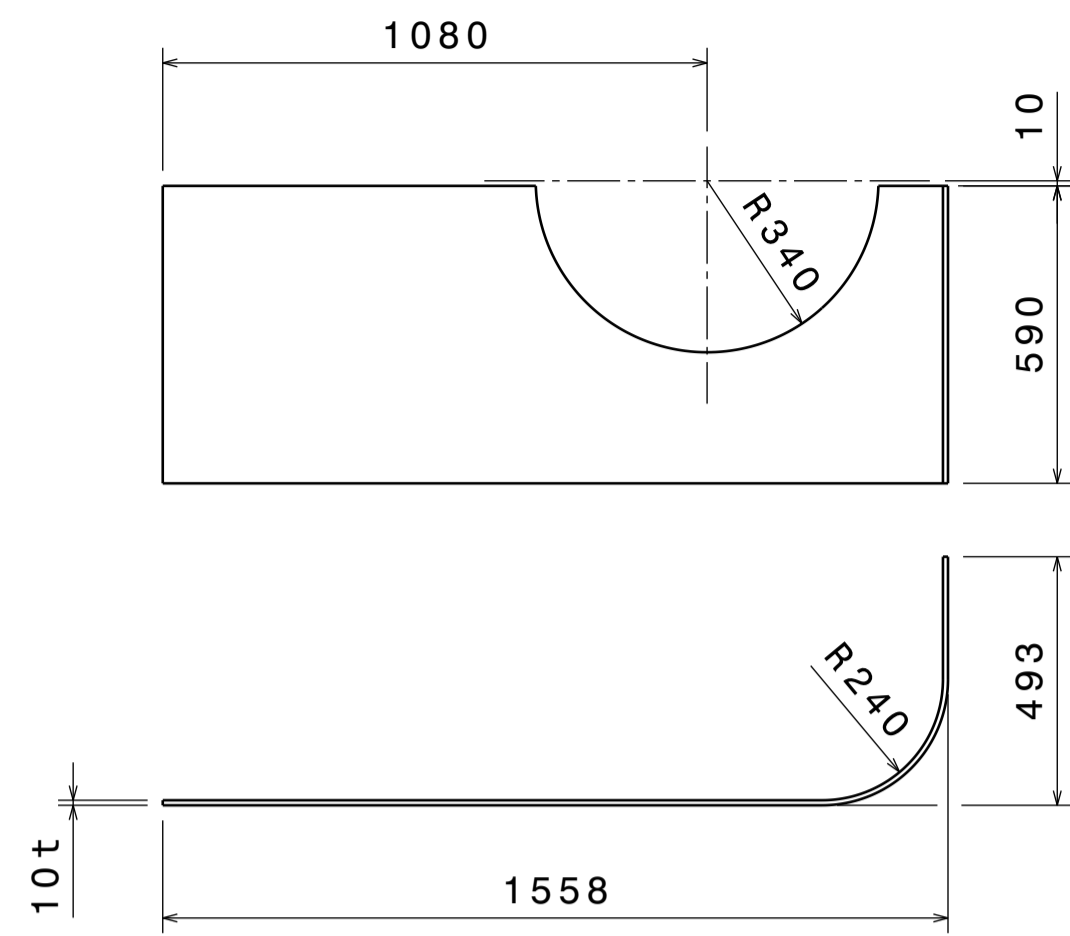
SRD FR R 1 4



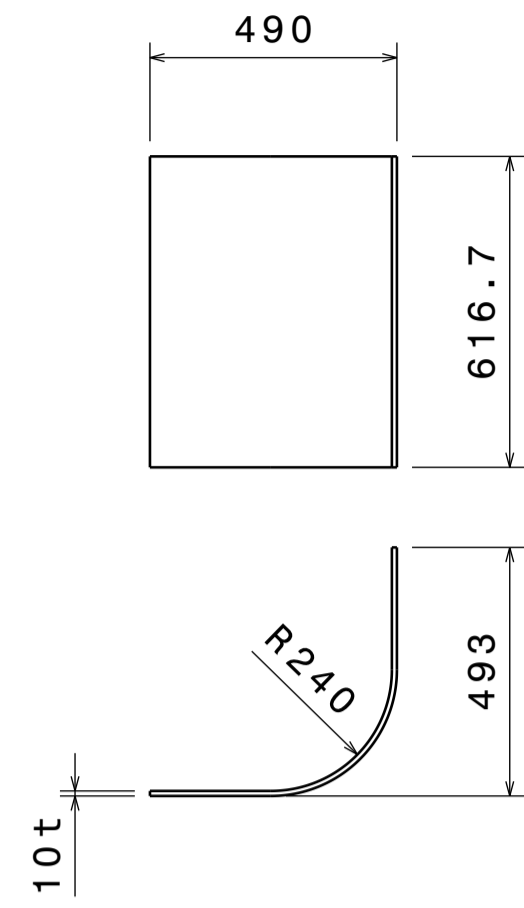
LIFTING PAD
Scale: 1:2

PART NO	NAME	MATERIAL	TYPE	DESCRIPTION	Q'TY	WEIGHT
UC07FJ09-12	LIFTING PAD	SS304LN	PLATE	28x80x80	4	
UC07FJ08	SRD FR R 1 8	SS304LN	PLATE	10x553x1618	1	
UC07FJ07	SRD FR R 1 7	SS304LN	PLATE	10x626.7x1128	1	
UC07FJ06	SRD FR R 1 6	SS304LN	PLATE	10x60x2177	1	
UC07FJ05	SRD FR R 1 5	SS304LN	PLATE	10x60x1550.3	1	
UC07FJ04	SRD FR R 1 4	SS304LN	PLATE	10x503x500	1	
UC07FJ03	SRD FR R 1 3	SS304LN	PLATE	10x483x1290.7	1	
UC07FJ02	SRD FR R 1 2	SS304LN	PLATE	490x493x616.7	1	
UC07FJ01	SRD FR R 1 1	SS304LN	PLATE	493x1588x1560.3	1	
UC07FI06-07	LIFTING PAD	SS304LN	PLATE	28x80x80	2	
UC07FI05	SRD FR L 5	SS304LN	PLATE	10x70x2177	1	
UC07FI04	SRD FR L 4	SS304LN	PLATE	10x60x2177	1	
UC07FI03	SRD FR L 3	SS304LN	PLATE	10x500x1006	1	
UC07FI02	SRD FR L 2	SS304LN	PLATE	10x550x1106	1	
UC07FI01	SRD FR L 1	SS304LN	PLATE	490x1006x2177	1	

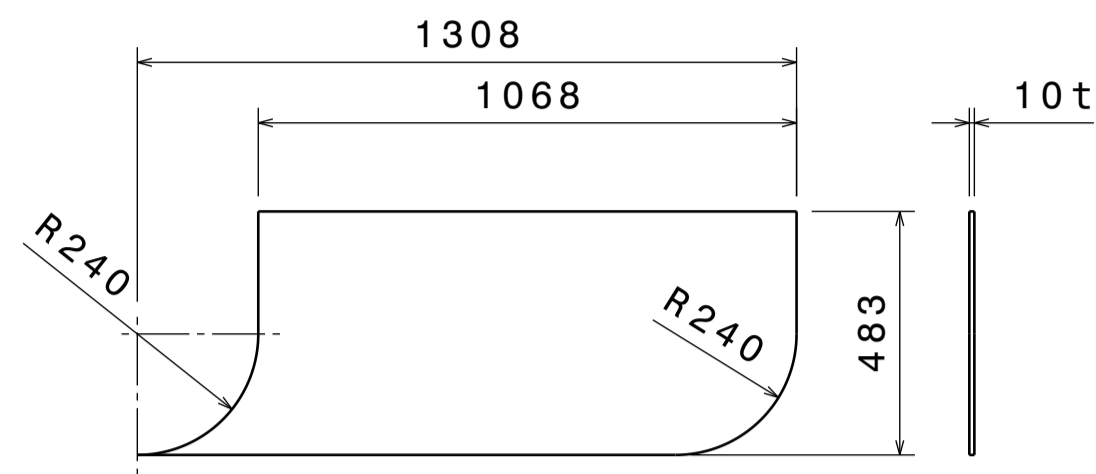
BILL OF MATERIAL					
APP: Y.K. KANG	APP: D.K. KANG	PROJECT: ITER THERMAL SHIELD MANUFACTURE	SFA		
CHK: K.S. LIM	CHK: K.W. NAM	DRAWING NUMBER: 2701UC-M501-OFD-04-M0			
DRW: S.M. PARK	DRW: K.O. KANG	ITER Organization			
REV: W6FX4H	REV: UJDUQU	REV: CORDIEJ			
REV: ORLANDS	REV: DOMBROI	REV: NOHC			
REV: LEEC7	REV: DD	REV: DD			
REV: 05	REV: 15	REV: 27,01 UC			
REV: 014943	REV: ---	REV: DD			



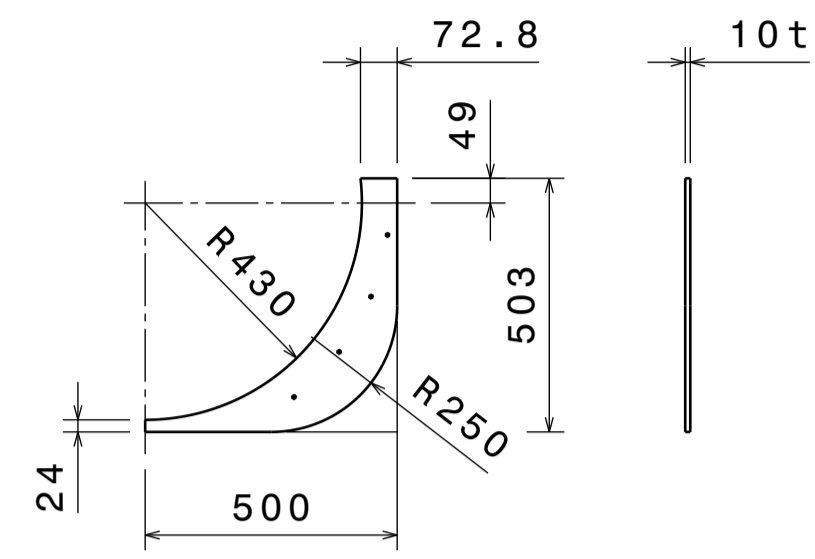
SRD FR R 2 1



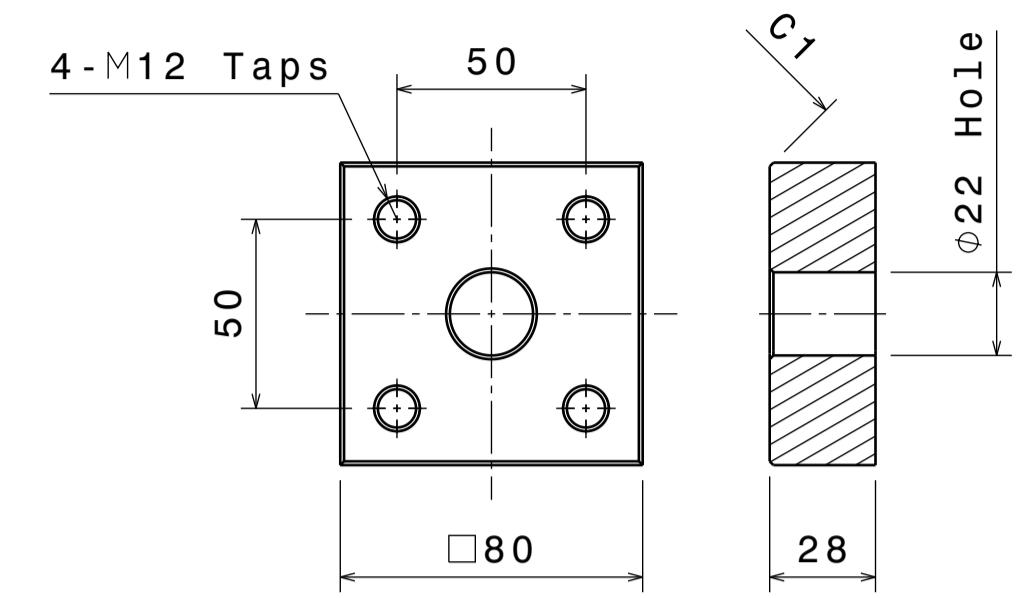
SRD FR R 2 2



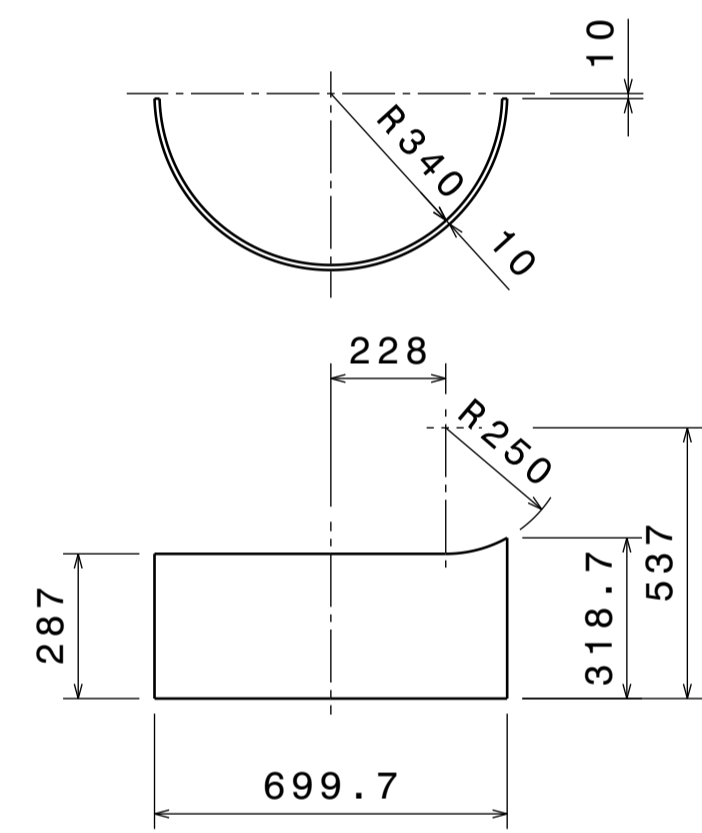
SRD FR R 2 3



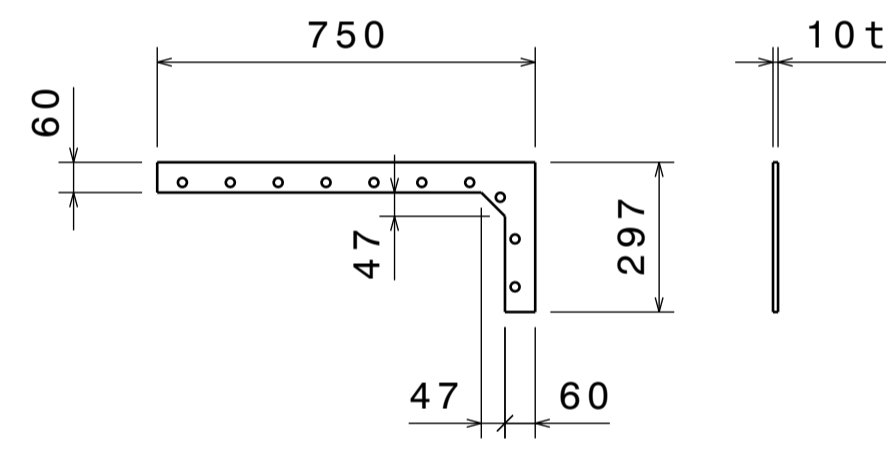
SRD FR R 2 4



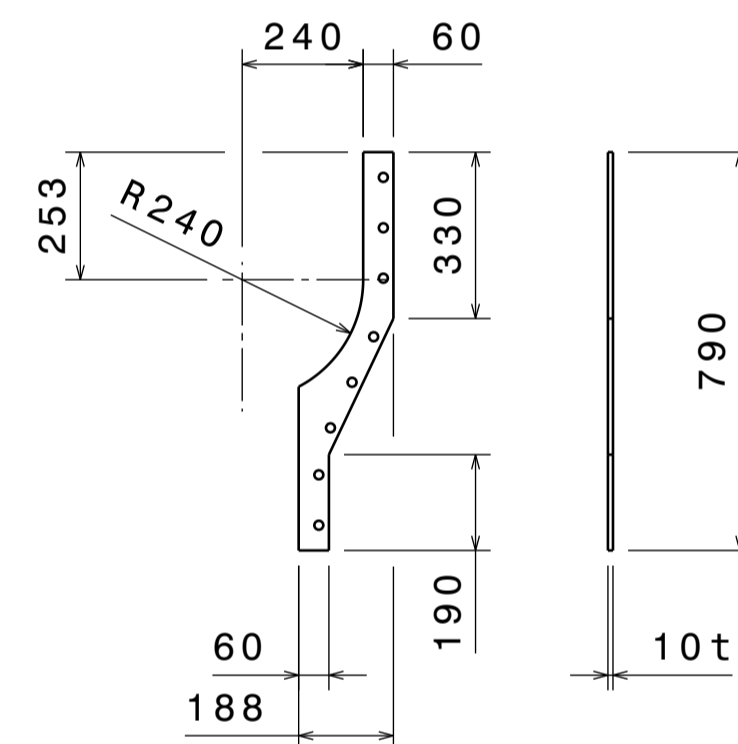
LIFTING PAD
Scale: 1:2



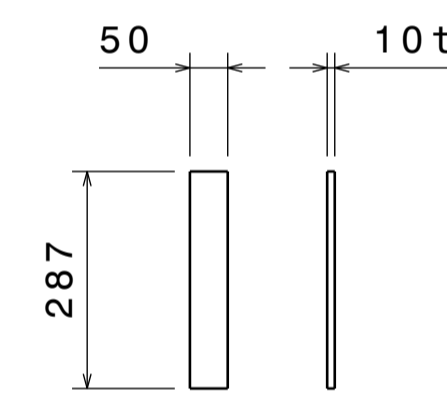
SRD FR R 2 5



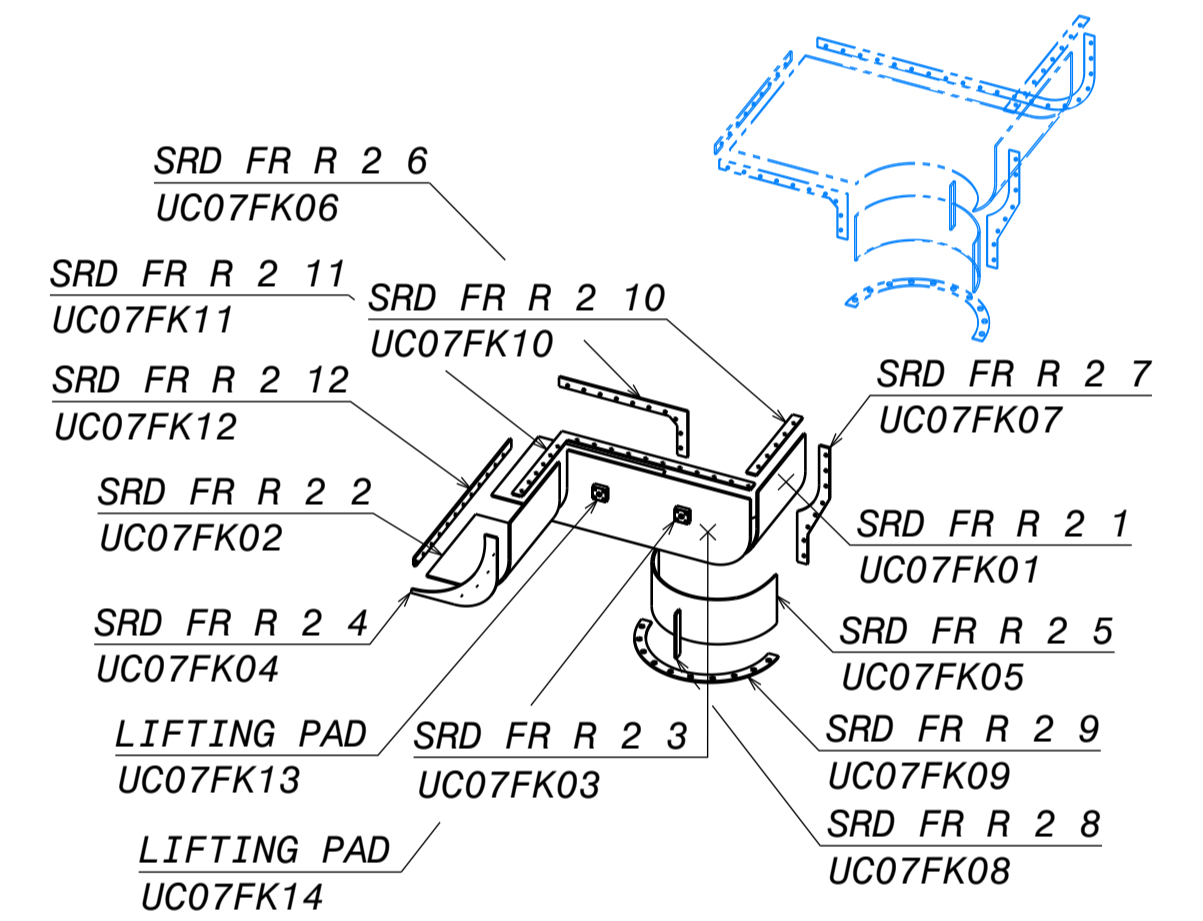
SRD FR R 2 6



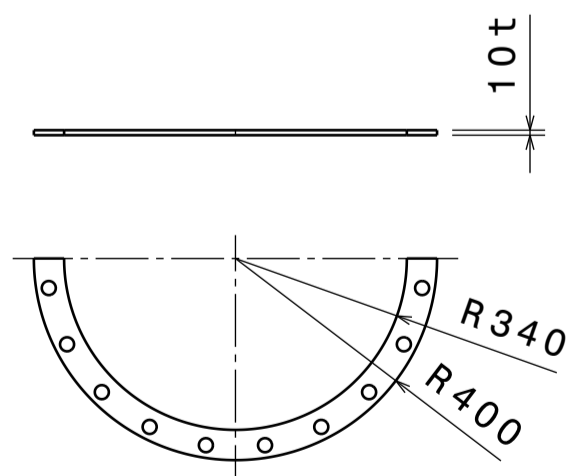
SRD FR R 2 7



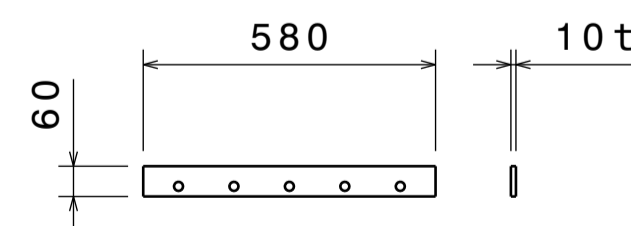
SRD FR R 2 8
Scale: 1:10



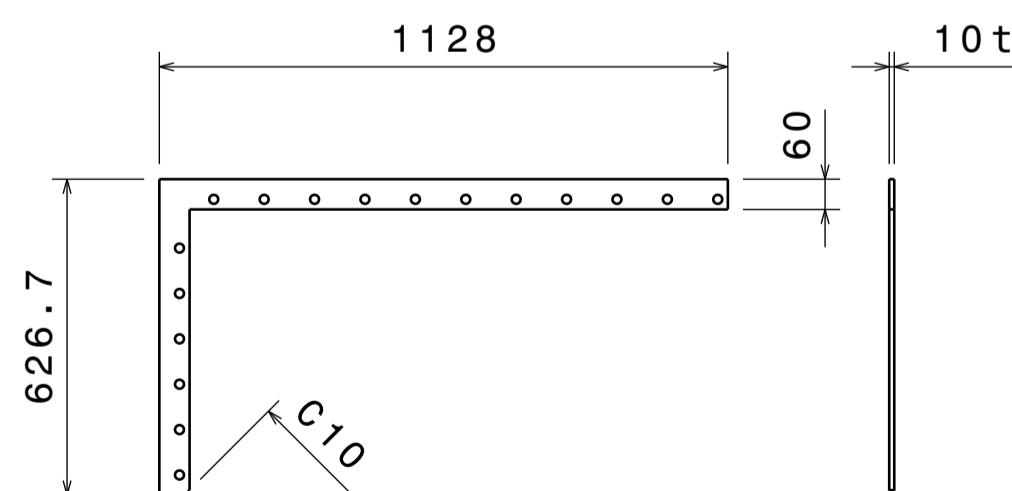
ISOMETRIC VIEW
Scale: 1:40



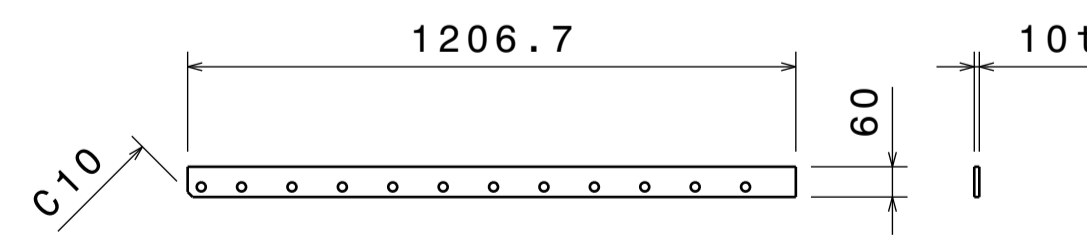
SRD FR R 2 9



SRD FR R 2 10



SRD FR R 2 11

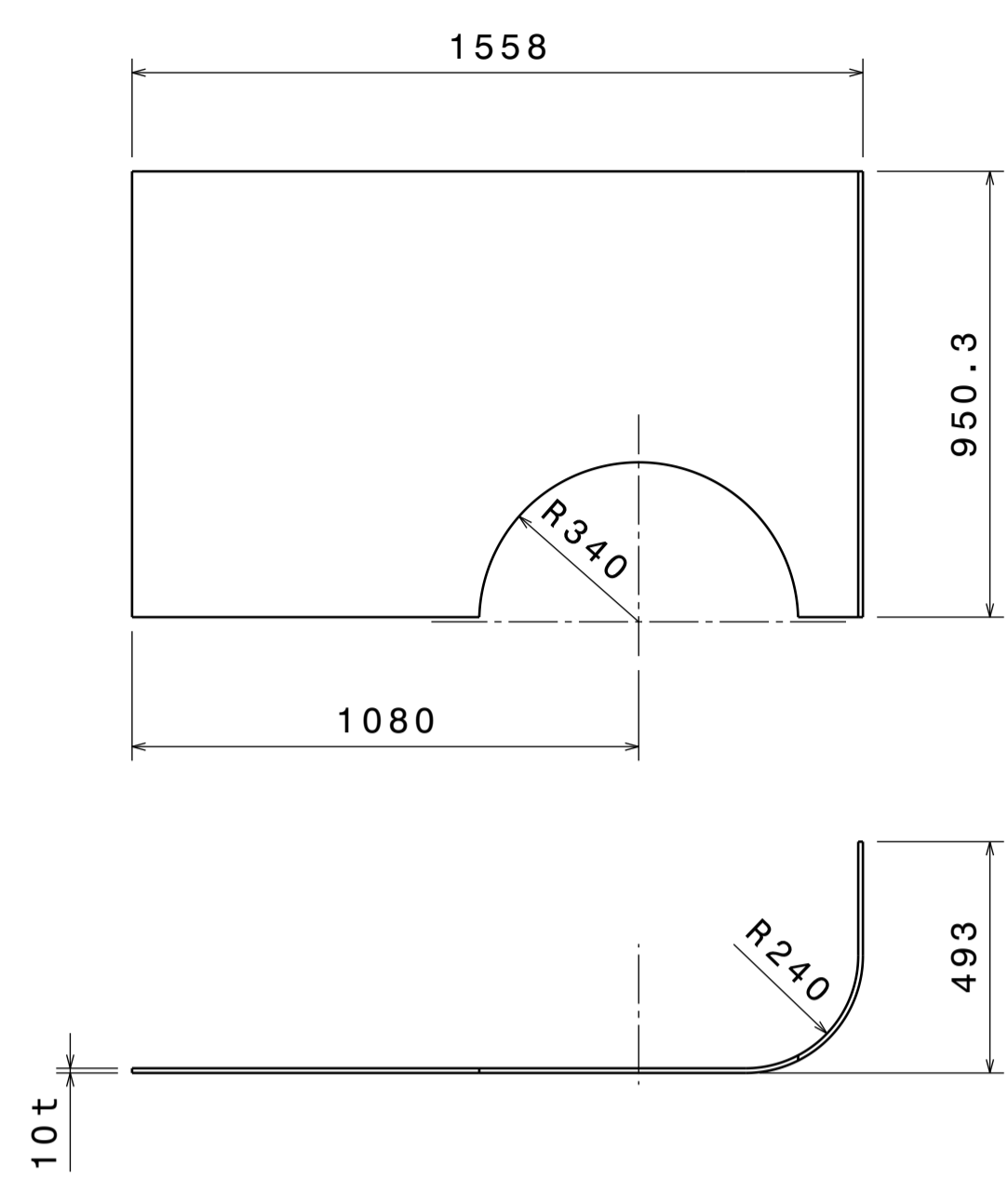


SRD FR R 2 12

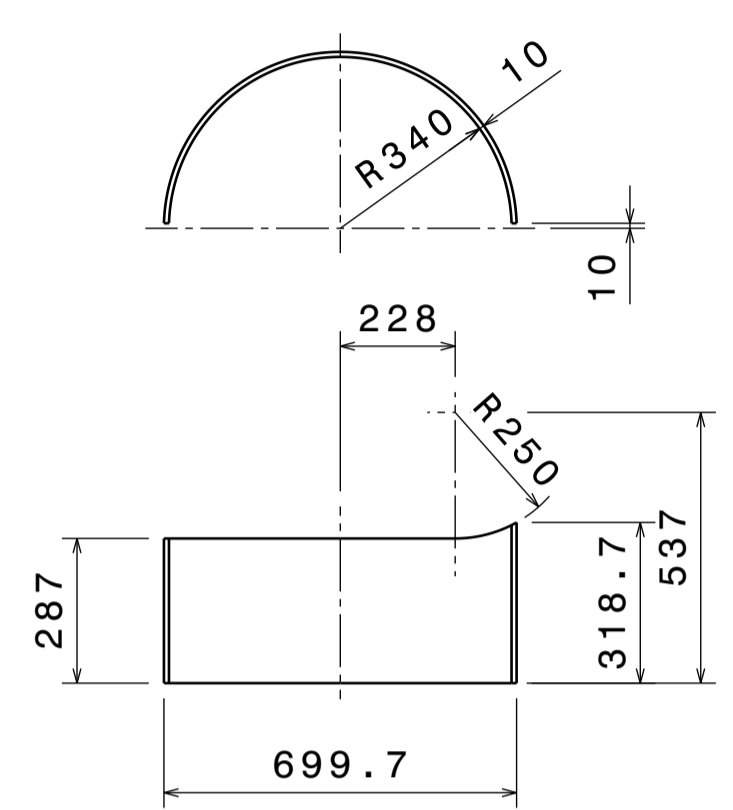
PART NO	NAME	MATERIAL	TYPE	DESCRIPTION	Q'TY	WEIGHT
UC07FK13-14	LIFTING PAD	SS304LN	PLATE	28x80x80	2	
UC07FK12	SRD FR R 2 12	SS304LN	PLATE	10x60x1206.7	1	
UC07FK11	SRD FR R 2 11	SS304LN	PLATE	10x626.7x1128	1	
UC07FK10	SRD FR R 2 10	SS304LN	PLATE	10x60x580	1	
UC07FK09	SRD FR R 2 9	SS304LN	PLATE	10x400x800	1	
UC07FK08	SRD FR R 2 8	SS304LN	PLATE	10x50x287	1	
UC07FK07	SRD FR R 2 7	SS304LN	PLATE	10x188x790	1	
UC07FK06	SRD FR R 2 6	SS304LN	PLATE	10x297x750	1	
UC07FK05	SRD FR R 2 5	SS304LN	PLATE	318.7x360x699.7	1	
UC07FK04	SRD FR R 2 4	SS304LN	PLATE	10x500x503	1	
UC07FK03	SRD FR R 2 3	SS304LN	PLATE	10x483x1308	1	
UC07FK02	SRD FR R 2 2	SS304LN	PLATE	490x493x616.7	1	
UC07FK01	SRD FR R 2 1	SS304LN	PLATE	493x590x1558	1	

BILL OF MATERIAL

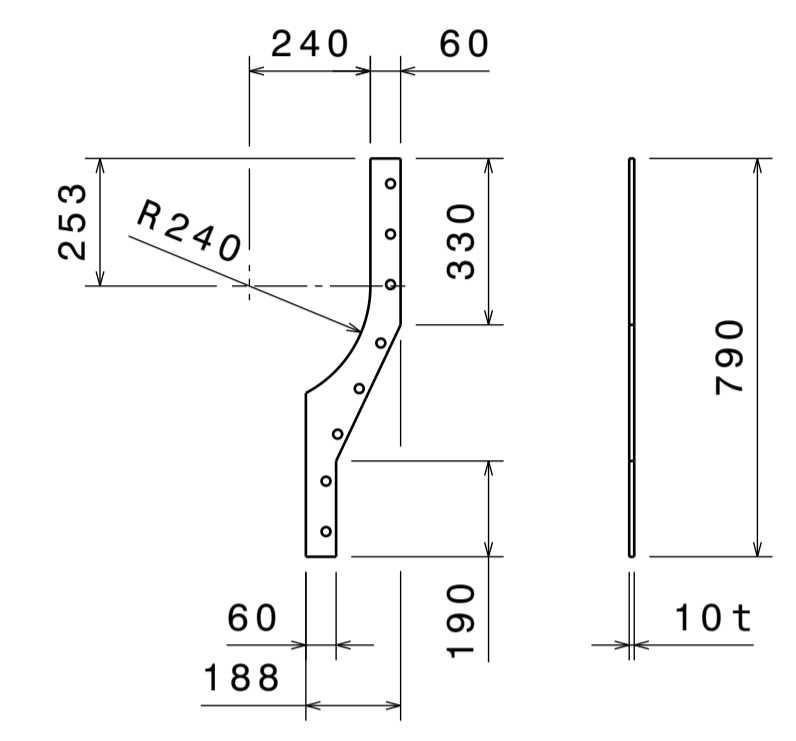
APP: Y.K. KANG	APP: D.K. KANG	PROJECT: ITER THERMAL SHIELD MANUFACTURE	SFA
CHK: K.S. LIM	CHK: K.W. NAM	DRAWING NUMBER: 2701UC-M501-OFD-05-M0	
CHK: S.M. PARK	CHK: K.O. KANG	ITER Organization	
DRAWING TITLE: UCTS_CYL_D_FEED_SHR_DRW_2 FEEDTHROUGH SHROUD (VAR-D) PF3 FRONT DETAIL OF PARTS - 2/3			
REV: 17 Oct 23	REV: MD	REV: NOHC	
SHEET: A1	SCALE: 1:15	DD	
THIRD ANGLE PROJECTION	06	15 27,01 UC	014943



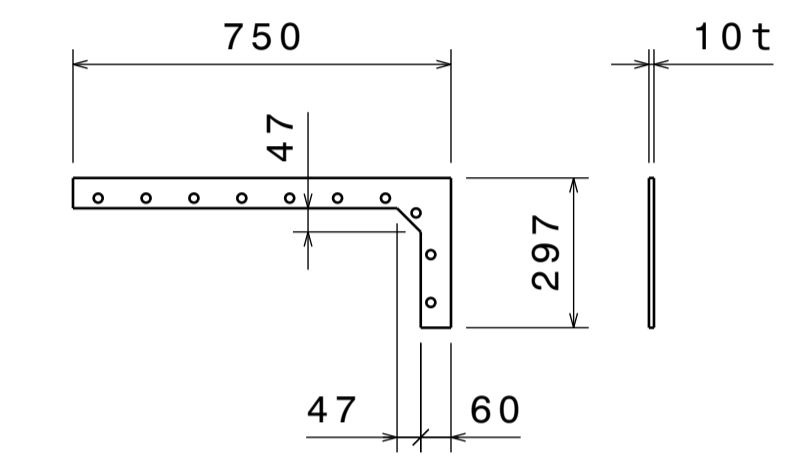
SRD FR R 3 1



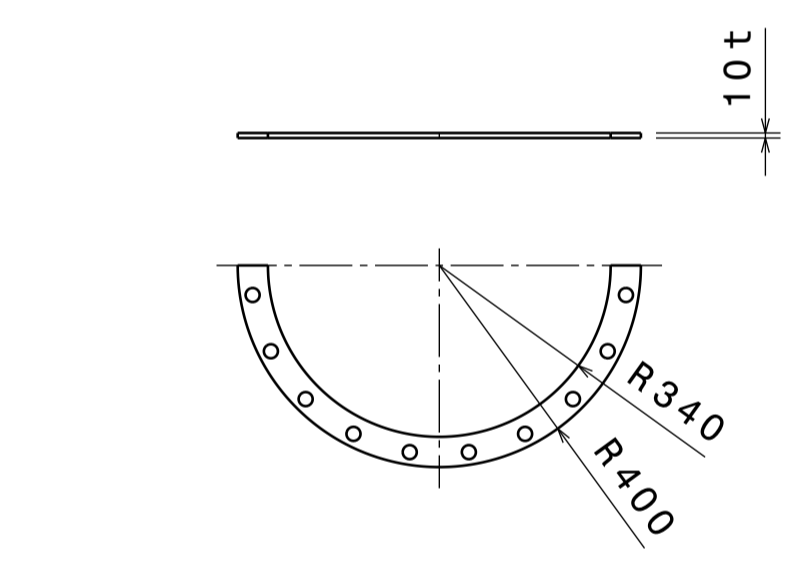
SRD FR R 3 2



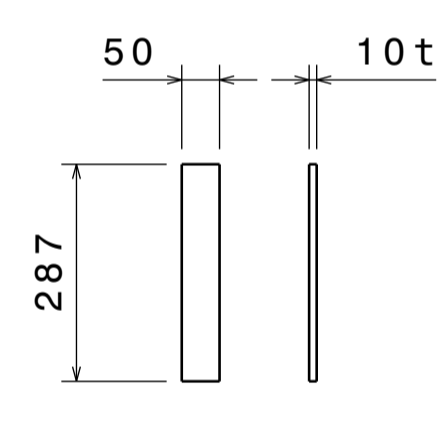
SRD FR R 3 3



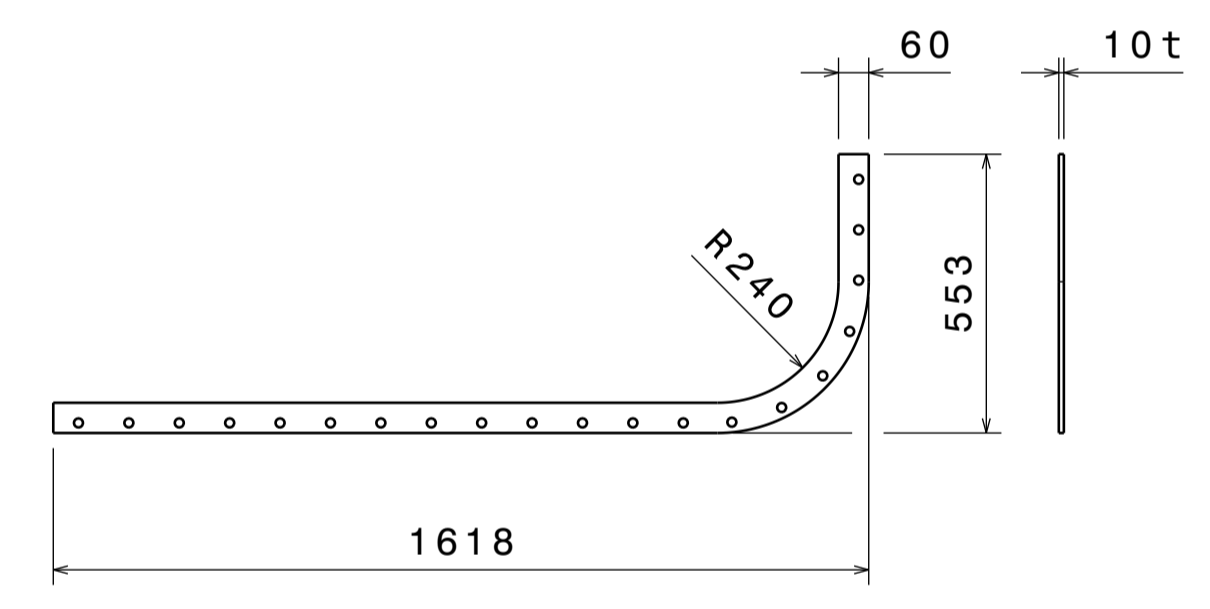
SRD FR R 3 4



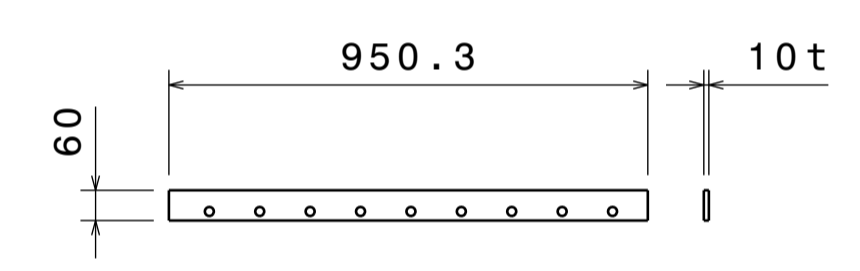
SRD FR R 3 5



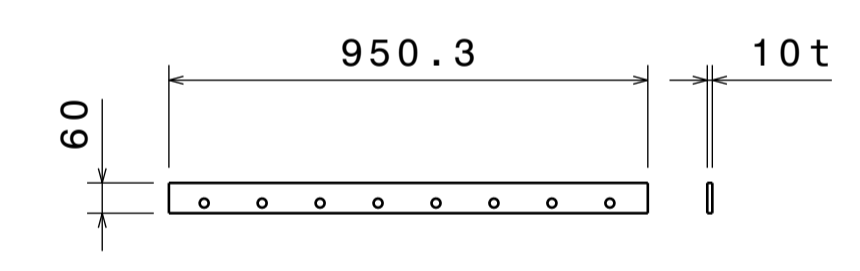
SRD FR R 3 6
Scale: 1:10



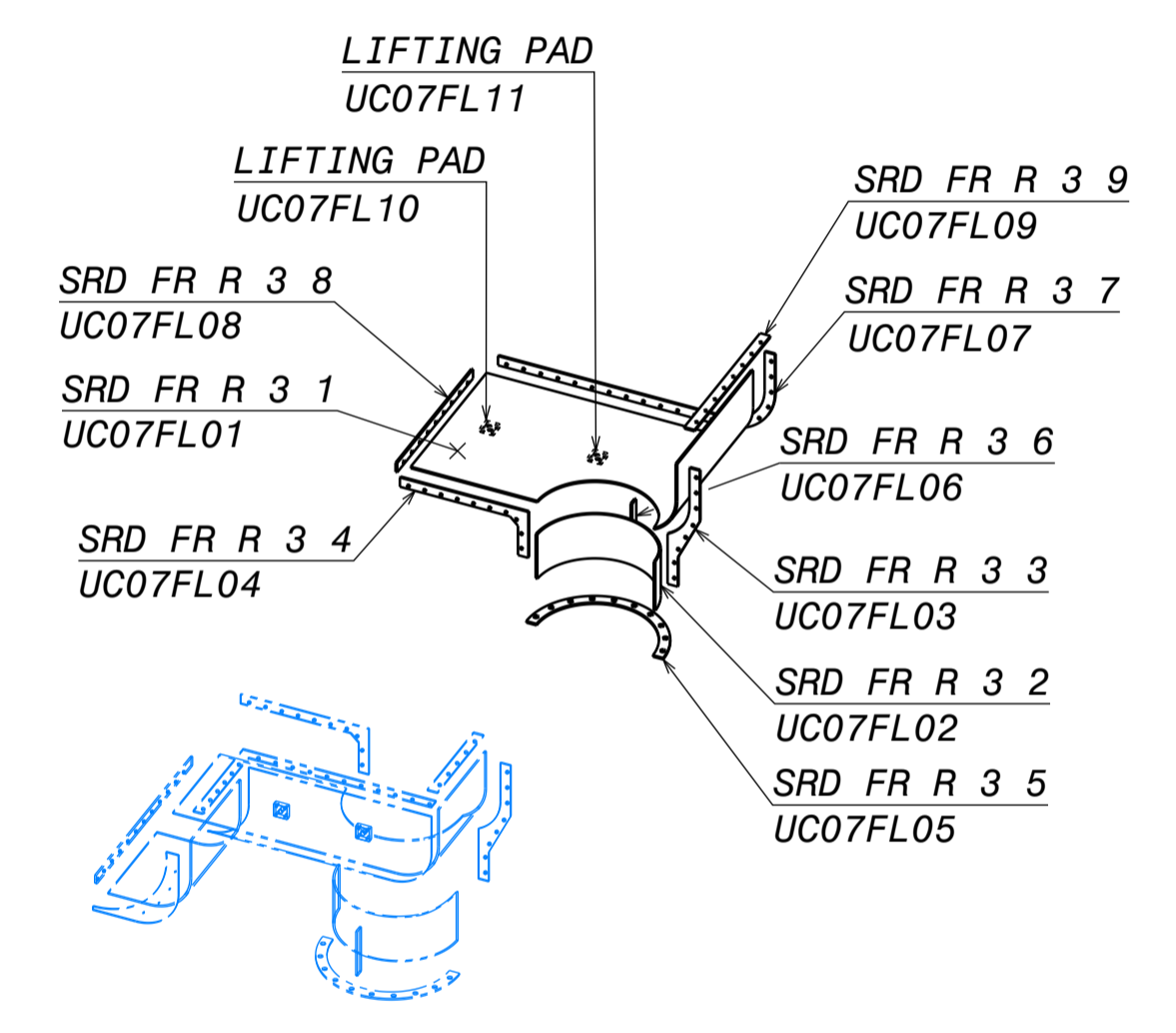
SRD FR R 3 7



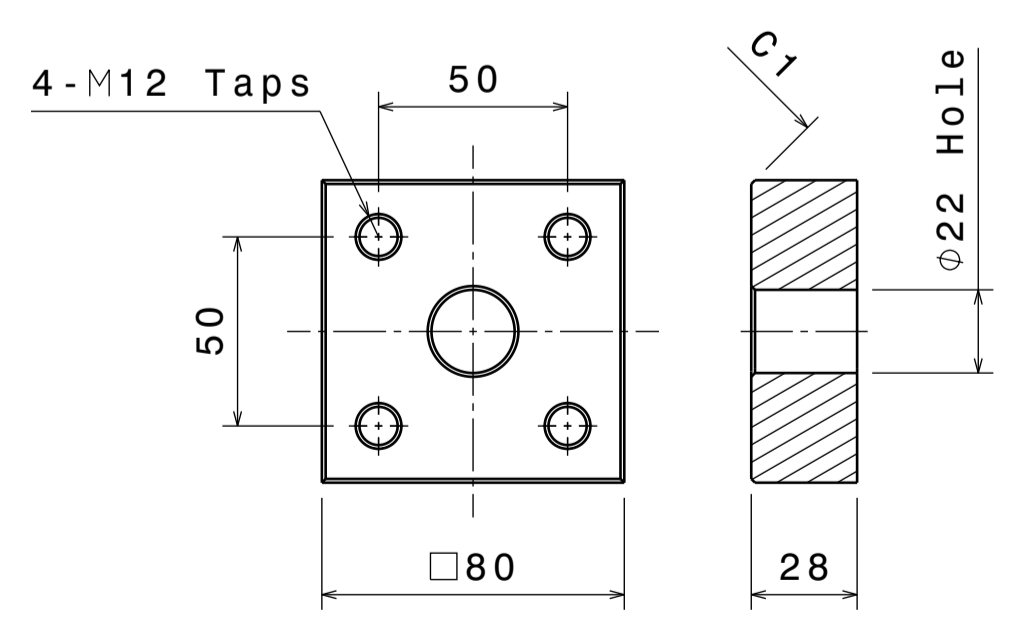
SRD FR R 3 8



SRD FR R 3 9



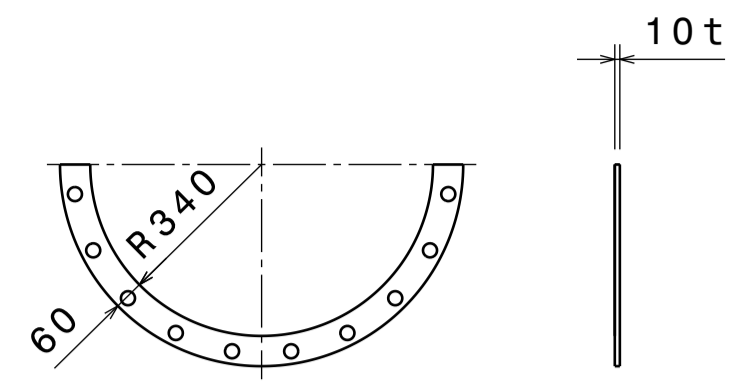
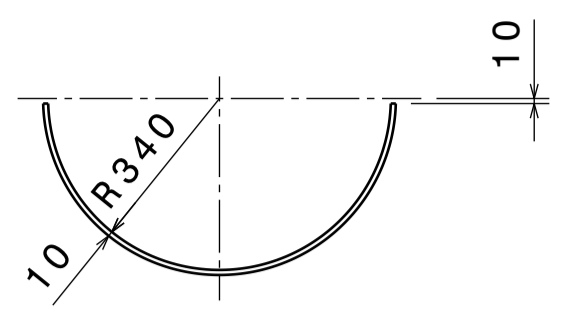
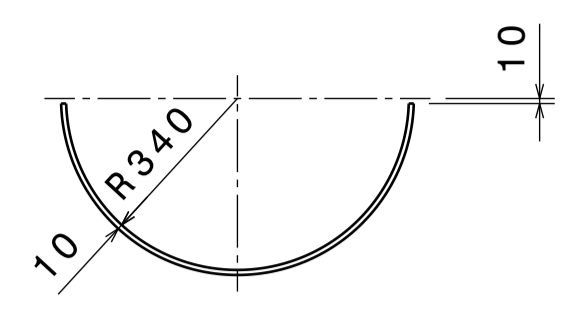
ISOMETRIC VIEW
Scale: 1:40



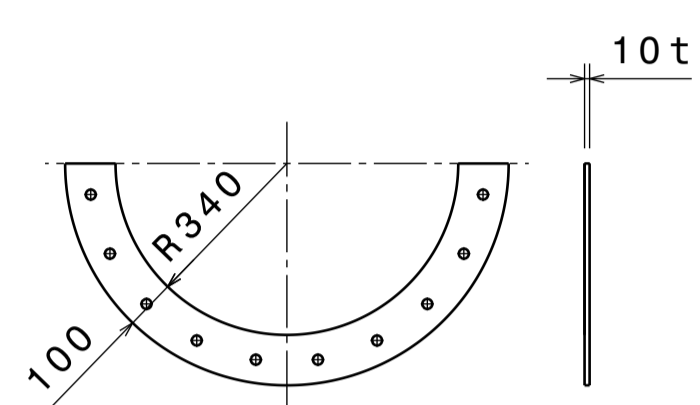
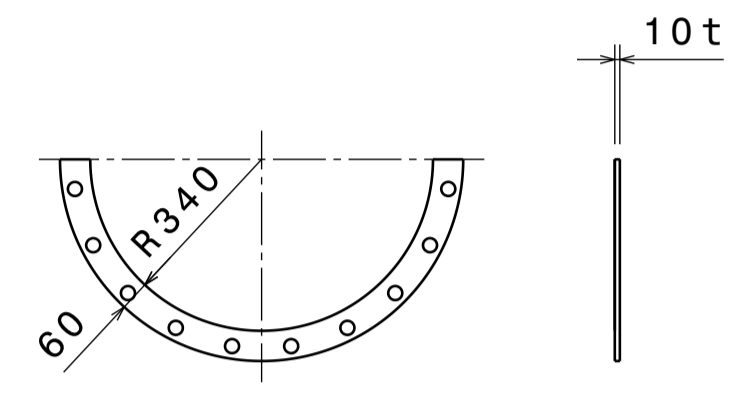
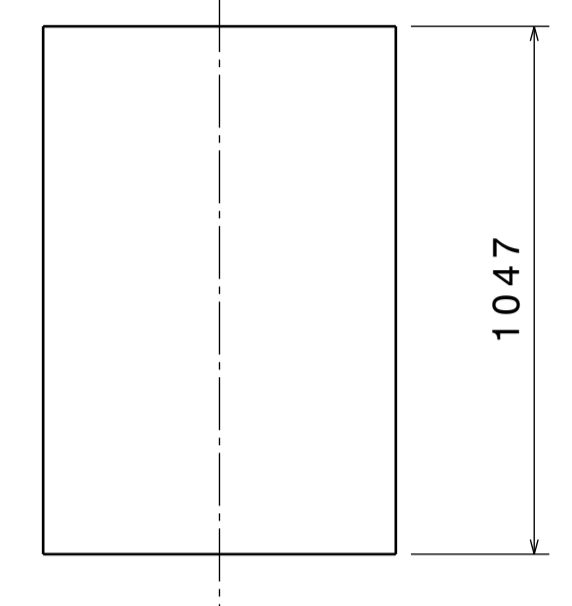
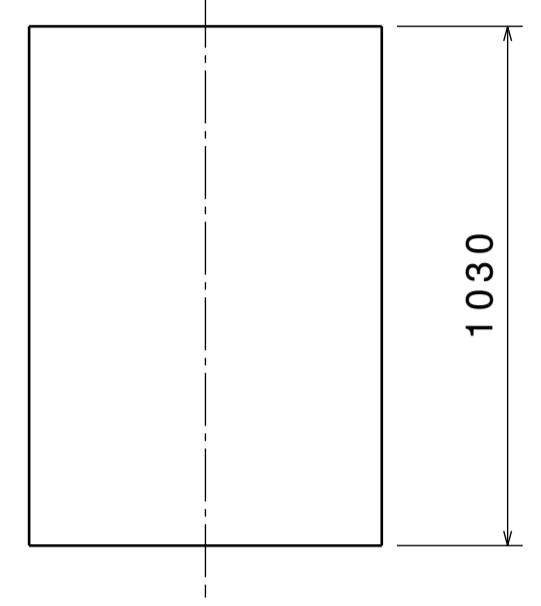
LIFTING PAD
Scale: 1:2

PART NO	NAME	MATERIAL	TYPE	DESCRIPTION	Q'TY	WEIGHT
UC07FL10-11	LIFTING PAD	SS304LN	PLATE	28x80x80	2	
UC07FL09	SRD FR R 3 9	SS304LN	PLATE	10x60x950.3	1	
UC07FL08	SRD FR R 3 8	SS304LN	PLATE	10x60x950.3	1	
UC07FL07	SRD FR R 3 7	SS304LN	PLATE	10x553x1618	1	
UC07FL06	SRD FR R 3 6	SS304LN	PLATE	10x50x287	1	
UC07FL05	SRD FR R 3 5	SS304LN	PLATE	10x400x800	1	
UC07FL04	SRD FR R 3 4	SS304LN	PLATE	10x297x750	1	
UC07FL03	SRD FR R 3 3	SS304LN	PLATE	10x188x790	1	
UC07FL02	SRD FR R 3 2	SS304LN	PLATE	318.7x537x699.7	1	
UC07FL01	SRD FR R 3 1	SS304LN	PLATE	439x950.3x1558	1	

BILL OF MATERIAL					
APP: Y.K. KANG	REP: D.K. KANG	PROJECT: ITER THERMAL SHIELD MANUFACTURE	SFA		
CHK: K.S. LIM	QC: K.W. NAM	DRAWING NUMBER: 2701UC-M501-OFD-06-M0			
DES: S.M. PARK	DR: K.O. KANG	ITER Organization			
DRW DOC ID: W6FX4H	RELEASED BY: CORDIEJ	ITER Organization			
LINERD SVS PP ID: UJDUQU	APPROVED BY: ORLANDS	Thermal Shields			
PPB TITLE: Upper Cryostat TS	CHECKED BY: DOMBROI	Upper CTS Cylinder			
REV DATE: 17 Oct 23	PP PROJECT: MD	NOHC			
DRAWN BY: AT	SCALE: 1:15	DD			
THIRD ANGLE PROJECTION	07	15	27,01 UC	014943	---



LWR SRD UPR L 4 / 5
LWR SRD UPR R 4 / 5

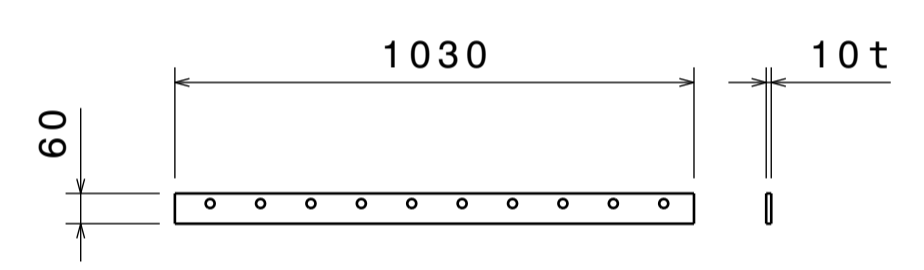


LWR SRD UPR L / R 1

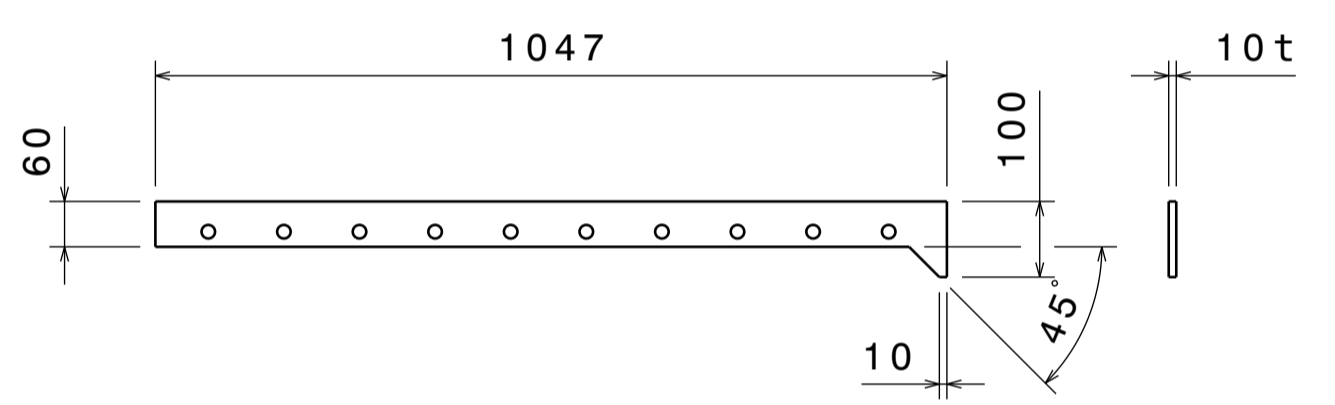
LWR SRD LWR L / R 1

LWR SRD LWR L / R 4

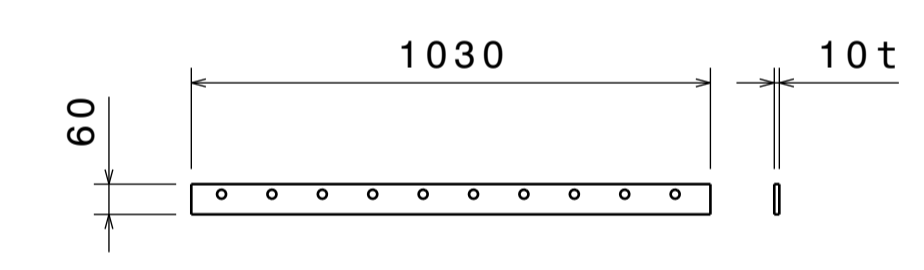
LWR SRD LWR L / R 5



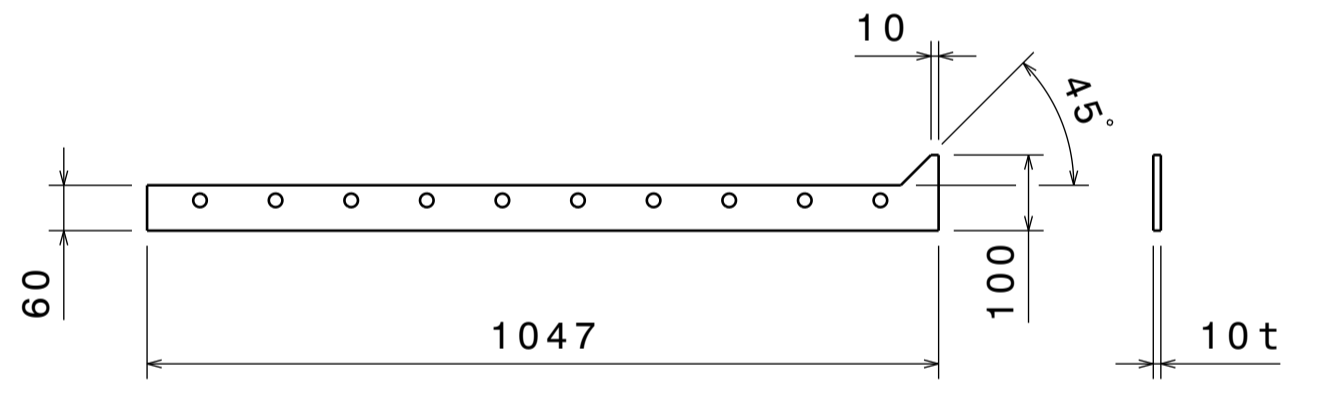
LWR SRD UPR L / R 2



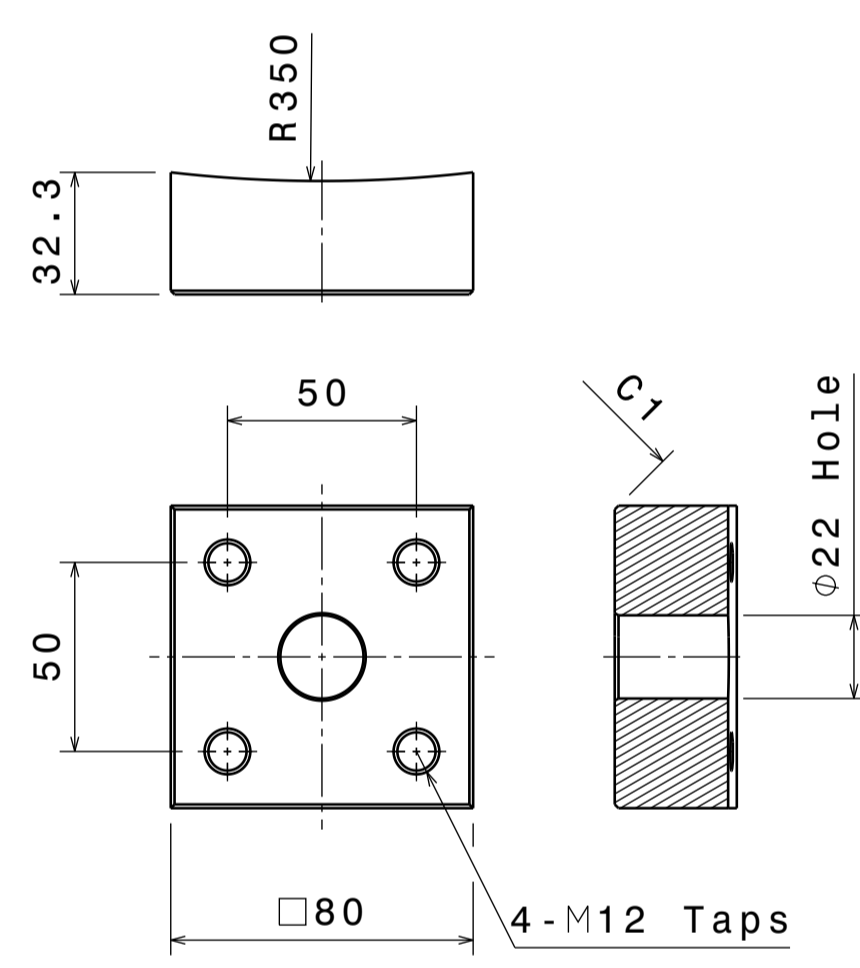
LWR SRD LWR L / R 2
Scale: 1:10



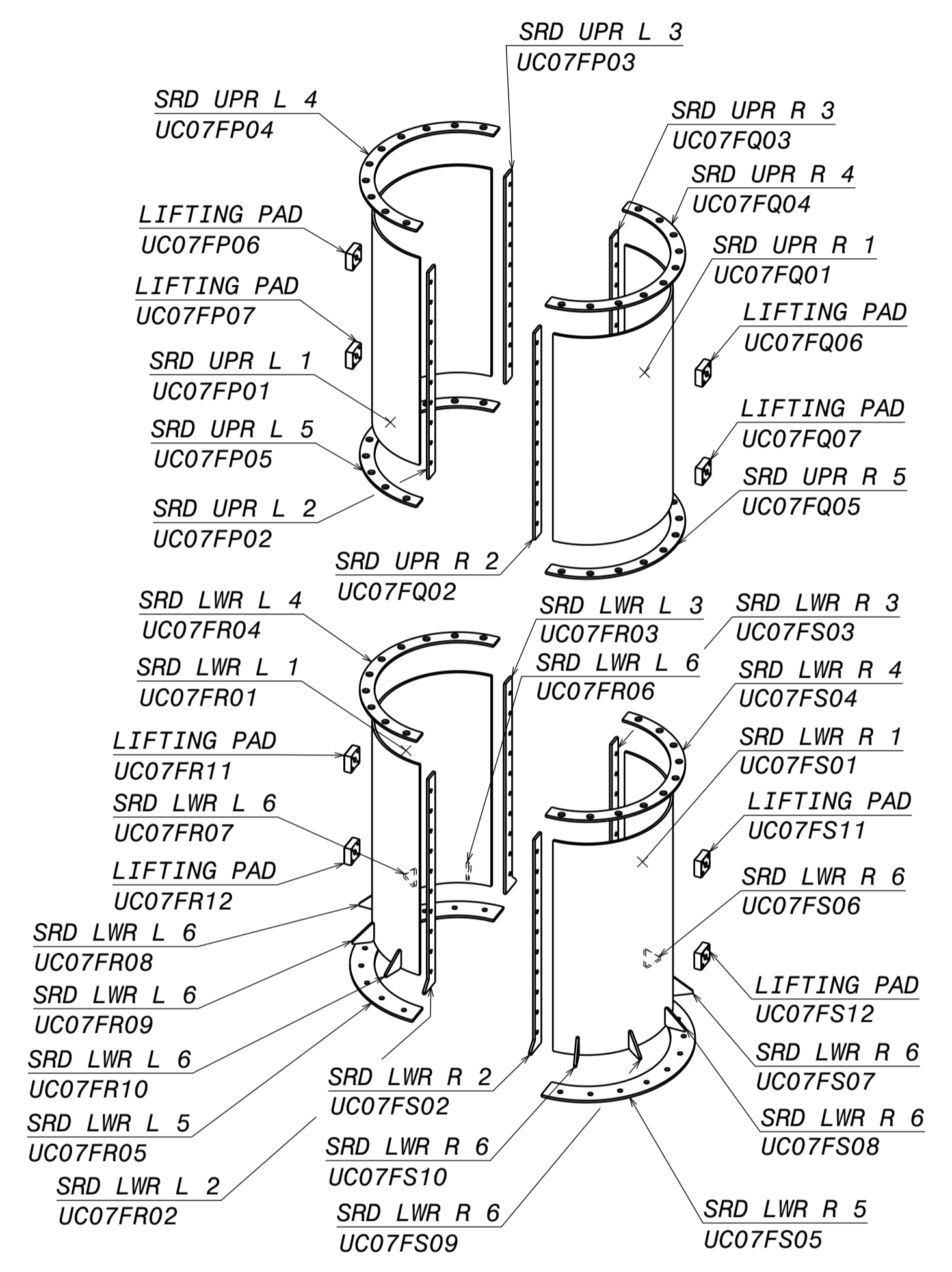
LWR SRD UPR L / R 3



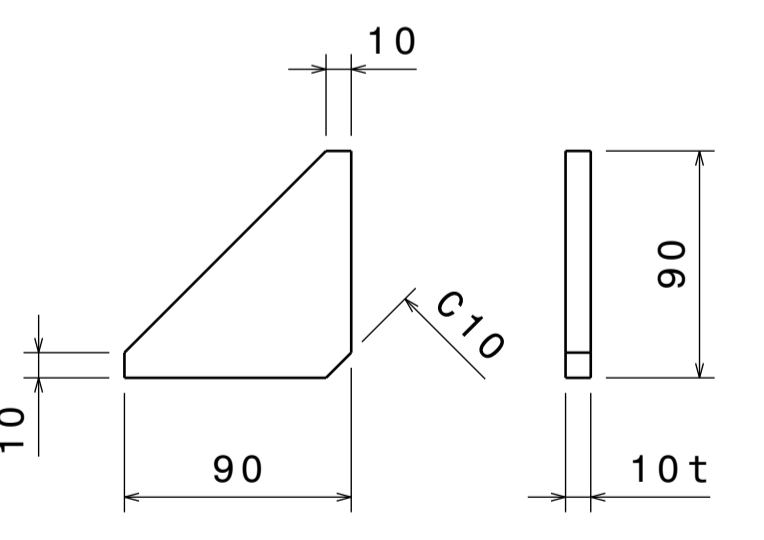
LWR SRD LWR L / R 3
Scale: 1:10



LIFTING PAD
Scale: 1:2



ISOMETRIC VIEW
Scale: 1:20

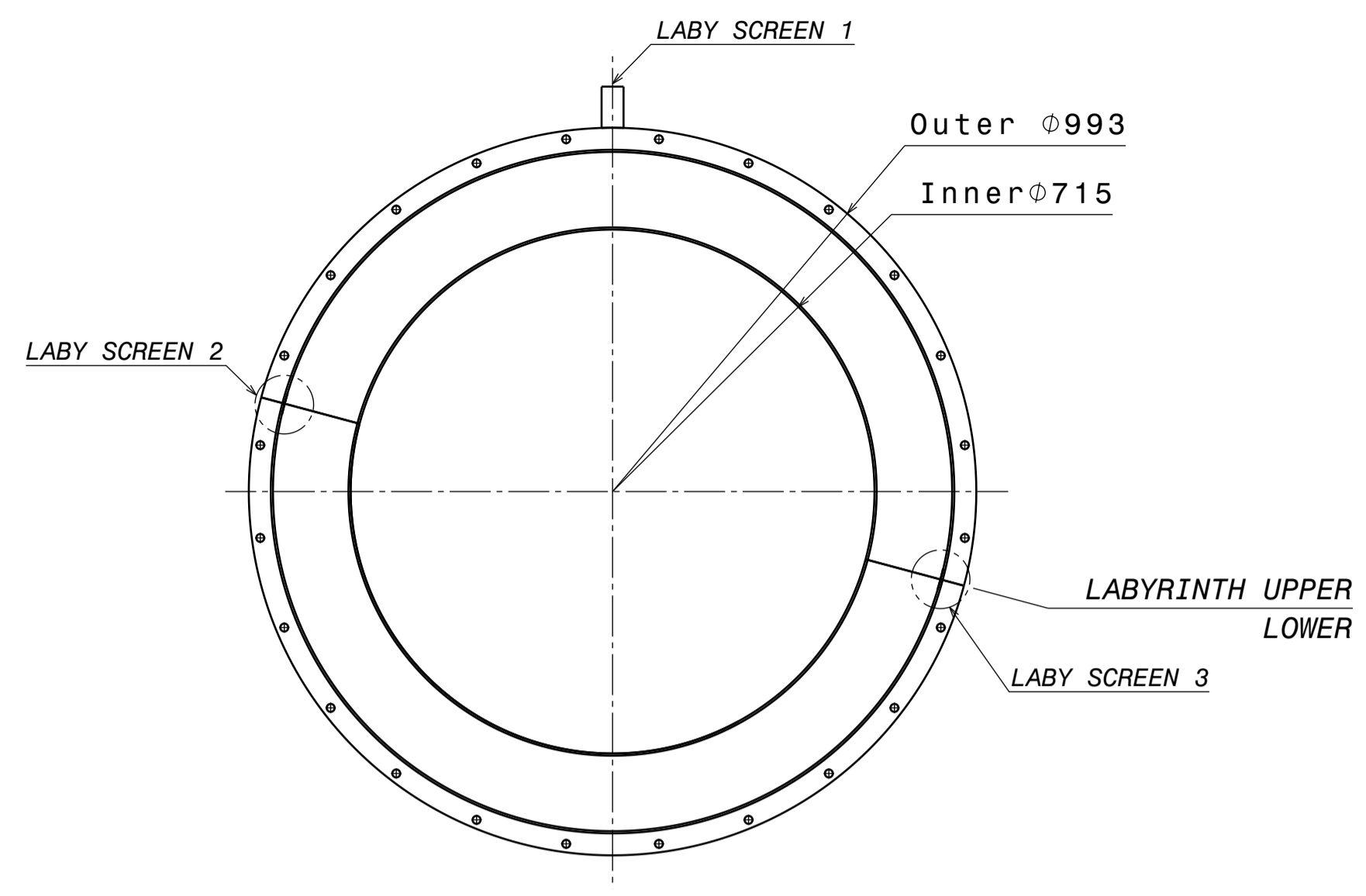


LWR SRD LWR L / R 6-10

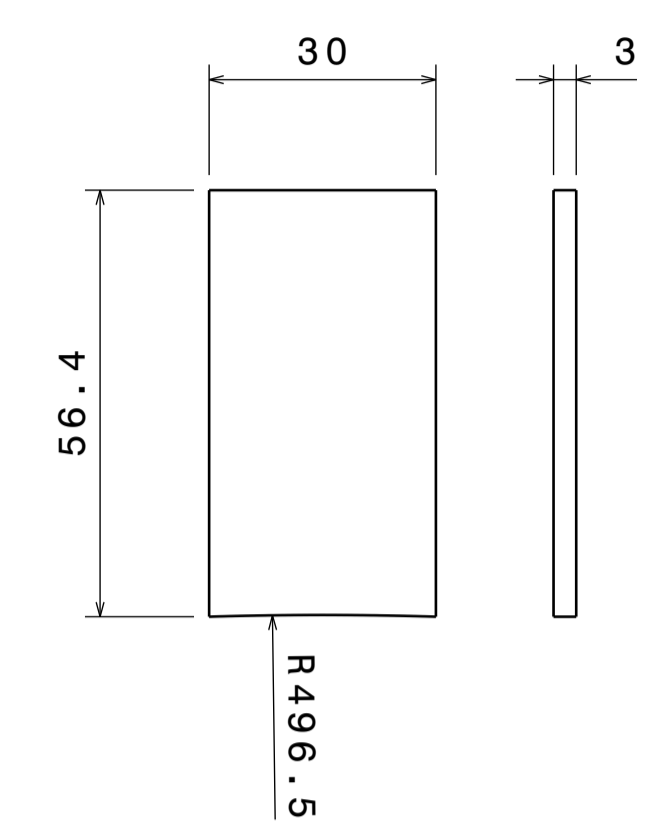
PART NO	NAME	MATERIAL	TYPE	DESCRIPTION	Q'TY	WEIGHT	PART NO	NAME	MATERIAL	TYPE	DESCRIPTION	Q'TY	WEIGHT	PART NO	NAME	MATERIAL	TYPE	DESCRIPTION	Q'TY	WEIGHT
UC07FS03	SRD LWR R 3	SS304LN	PLATE	10x100x1047	1		UC07FG05	SRD UPR R 5	SS304LN	PLATE	10x400x800	1								
UC07FS02	SRD LWR R 2	SS304LN	PLATE	10x100x1047	1		UC07FG04	SRD UPR R 4	SS304LN	PLATE	10x400x800	1								
UC07FS01	SRD LWR R 1	SS304LN	PLATE	350x700x1047	1		UC07FG03	SRD UPR R 3	SS304LN	PLATE	10x60x1030	1								
UC07FR11-12	LIFTING PAD	SS304LN	PLATE	32.3x80x80	2		UC07FG02	SRD UPR R 2	SS304LN	PLATE	10x60x1030	1								
UC07FR06-10	SRD LWR L 6-10	SS304LN	PLATE	10x90x90	5		UC07FG01	SRD UPR R 1	SS304LN	PLATE	350x700x1030	1								
UC07FR05	SRD LWR L 5	SS304LN	PLATE	10x440x880	1		UC07FP06-07	LIFTING PAD	SS304LN	PLATE	32.3x80x80	2								
UC07FR04	SRD LWR L 4	SS304LN	PLATE	10x400x800	1		UC07FP05	SRD UPR L 5	SS304LN	PLATE	10x400x800	1								
UC07FR03	SRD LWR L 3	SS304LN	PLATE	10x100x1047	1		UC07FP04	SRD UPR L 4	SS304LN	PLATE	10x400x800	1								
UC07FR02	SRD LWR L 2	SS304LN	PLATE	10x100x1047	1		UC07FP03	SRD UPR L 3	SS304LN	PLATE	10x60x1030	1								
UC07FR01	SRD LWR L 1	SS304LN	PLATE	350x700x1047	1		UC07FP02	SRD UPR L 2	SS304LN	PLATE	10x60x1030	1								
UC07F06-07	LIFTING PAD	SS304LN	PLATE	32.3x80x80	2		UC07FP01	SRD UPR L 1	SS304LN	PLATE	350x700x1030	1								

BILL OF MATERIAL						BILL OF MATERIAL						BILL OF MATERIAL					
------------------	--	--	--	--	--	------------------	--	--	--	--	--	------------------	--	--	--	--	--

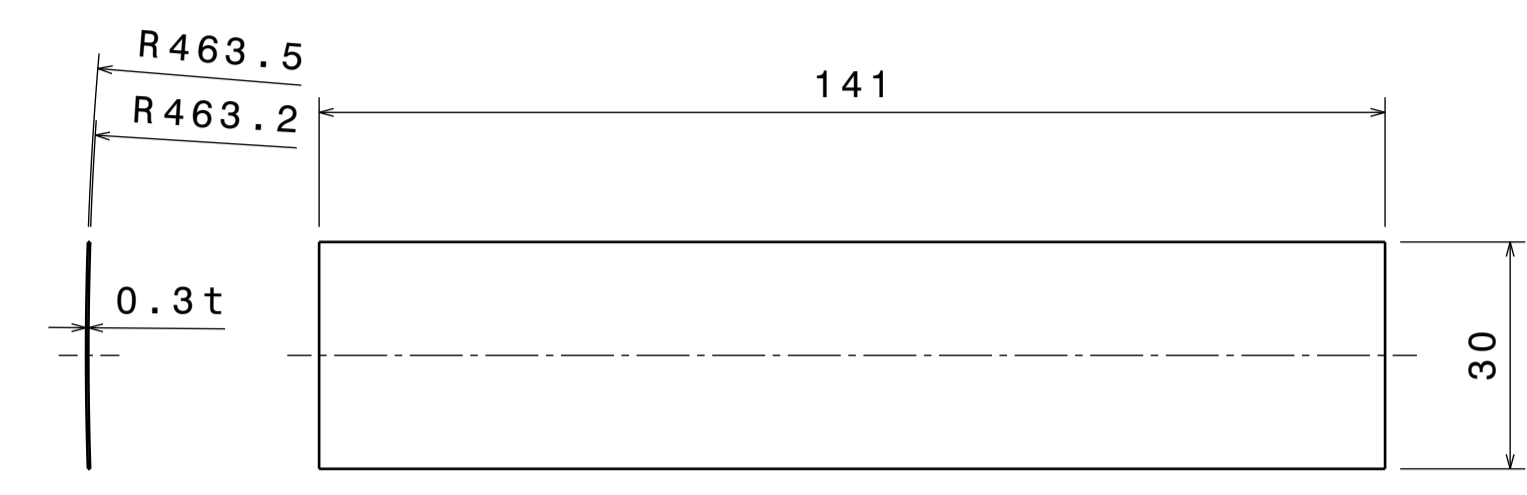
APP Y. K. KANG	APP D. K. KANG	PROJECT ITER THERMAL SHIELD MANUFACTURE	SFA
CHK K. S. LIM	CHK K. W. NAM	DRAWING NUMBER - K008 2701UC-M501-OFD-07-M0	
DES S. M. PARK	DES K. O. KANG	ITER Organization	
REVISED BY WJQUQD		CONTROLLED BY CORDIEJ	
THERMAL SHIELDS Upper Cryostat TS Upper CTS Cylinder		CHECKED BY ORLANDS	
DATE 17 Oct 23		PP VERIFIED BY NOHC	
SCALE 1:15		PP STATUS LEEC7	
THIRD ANGLE PROJECTION		NO. OF SHEETS 08	NO. OF LAYERS 15
		DATE 27.01.UC	DRAWING NUMBER 014943
		REVISION ---	DR STATUS DD



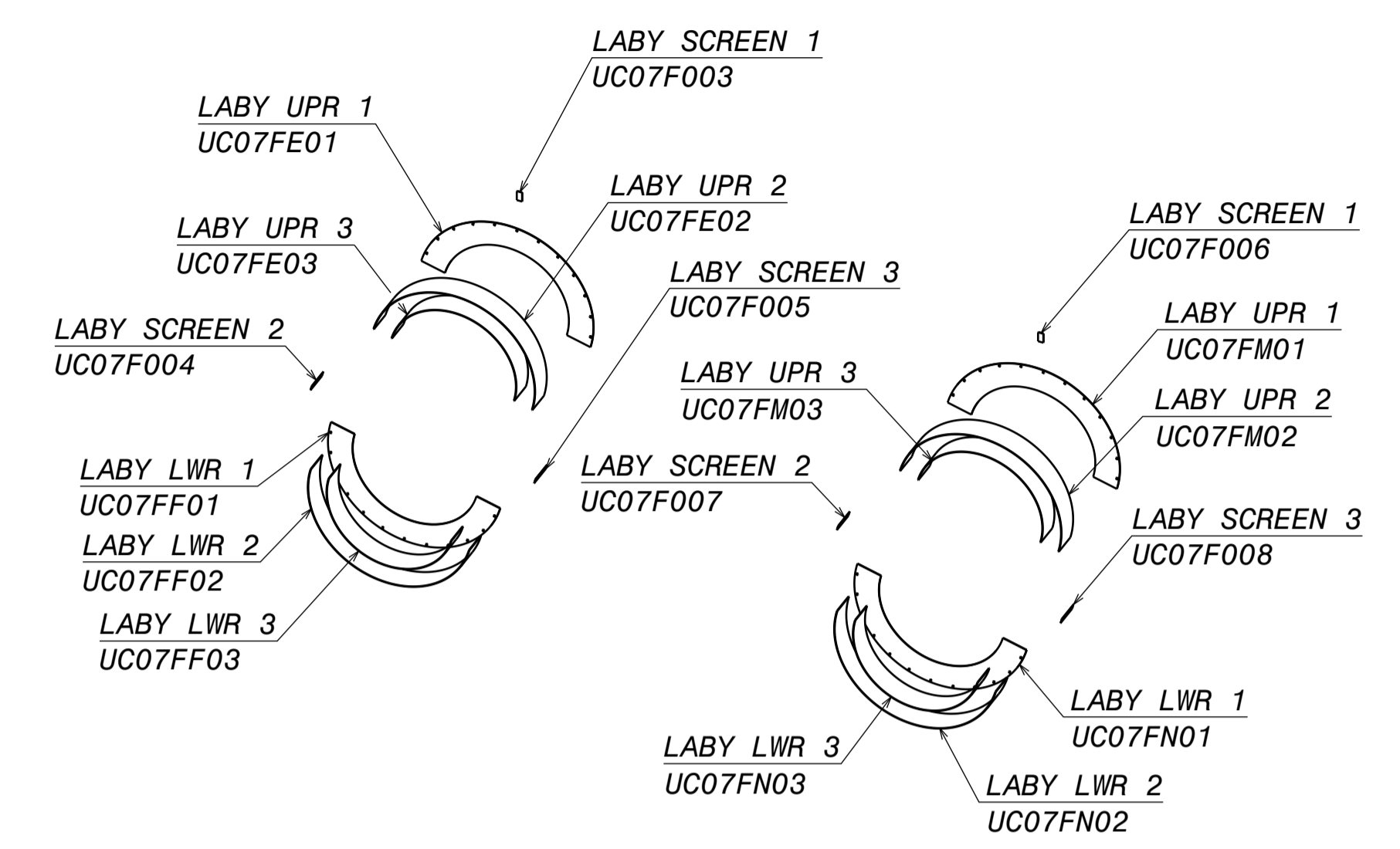
LAYRINTH ASSEMBLY
Scale: 1:8



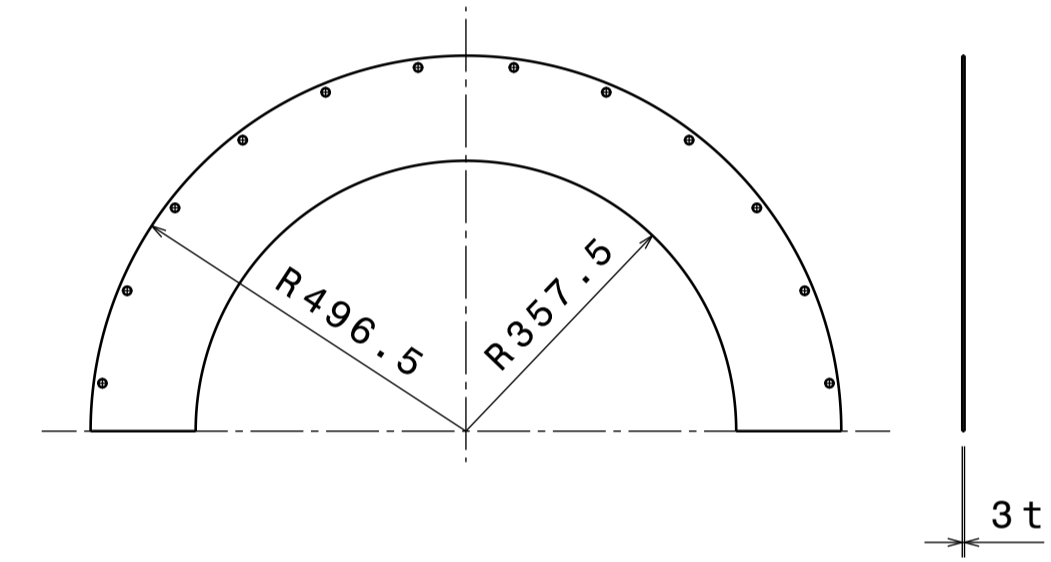
LABYRINTH SCREEN 1
Scale: 1:1



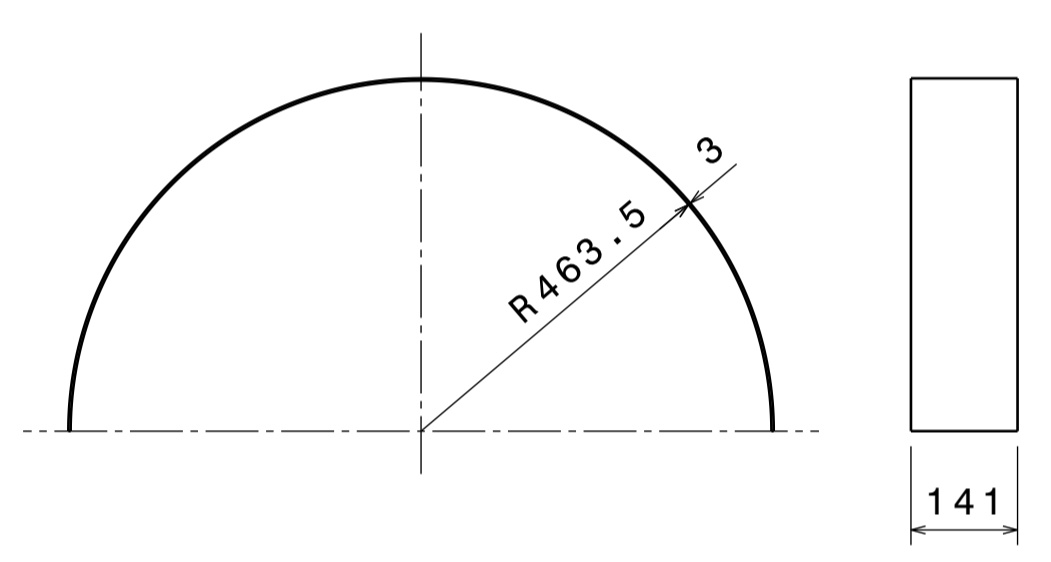
LABYRINTH SCREEN 2 / 3
Scale: 1:1



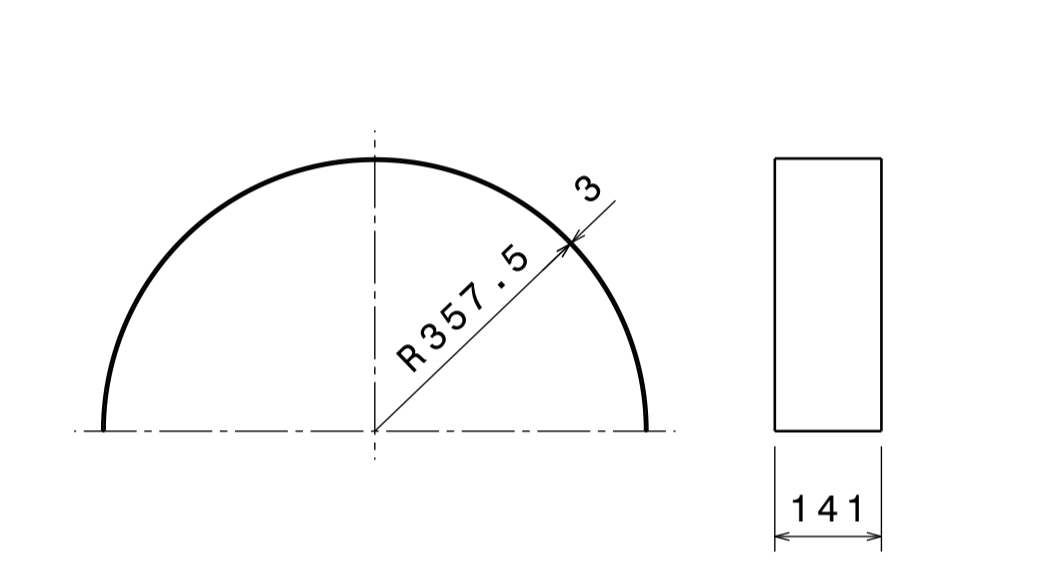
ISOMETRIC VIEW
Scale: 1:30



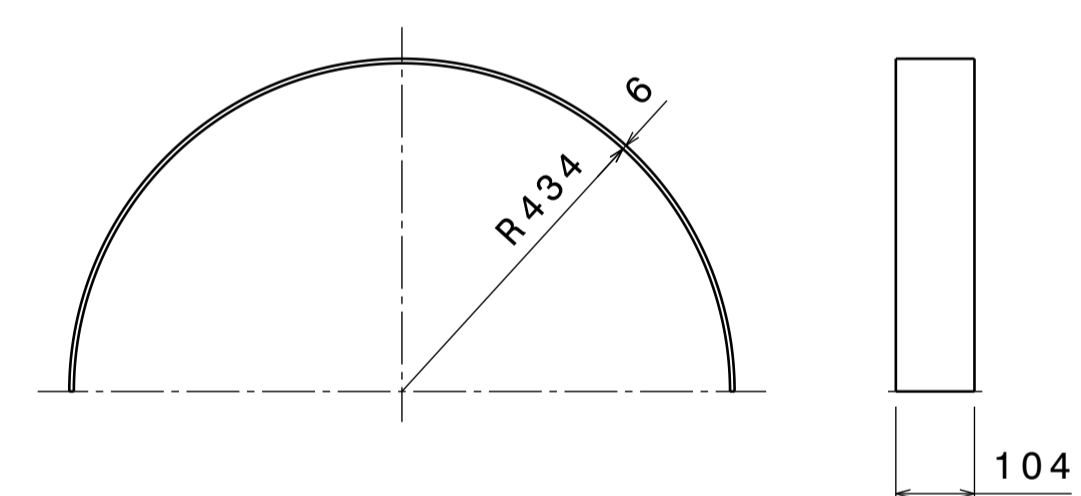
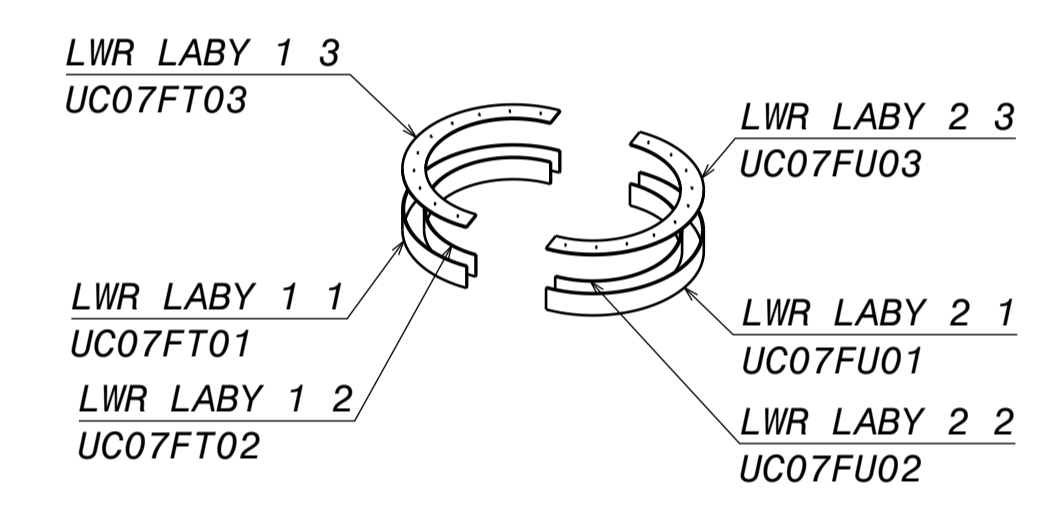
LABY UPR / LWR 1



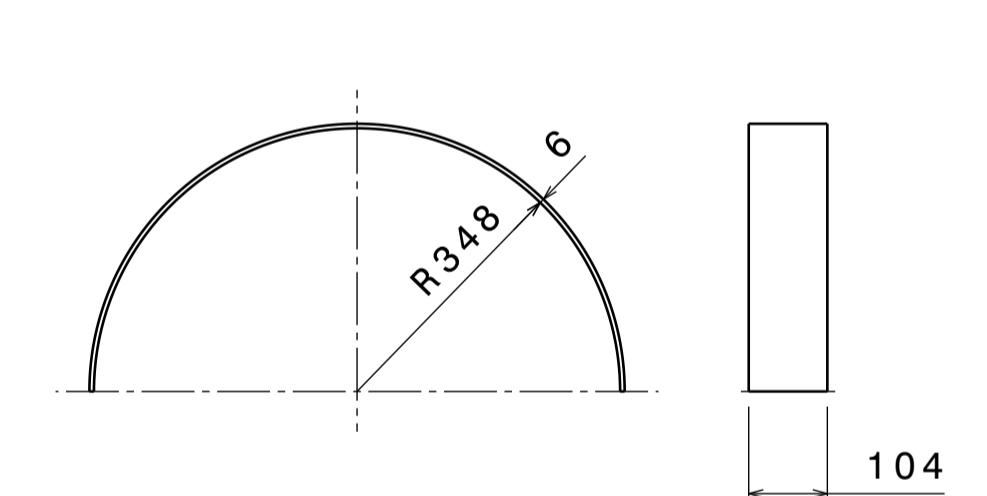
LABY UPR / LWR 2



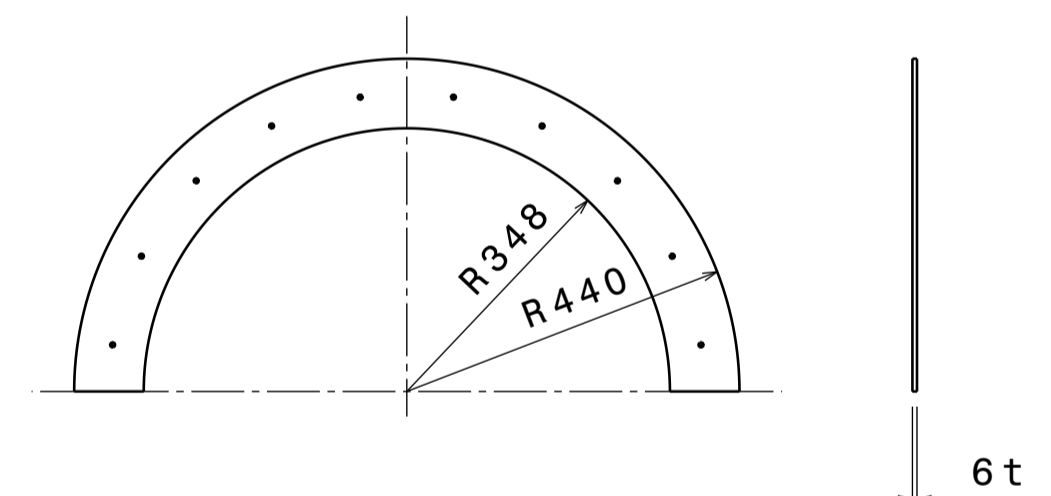
LABY UPR / LWR 3



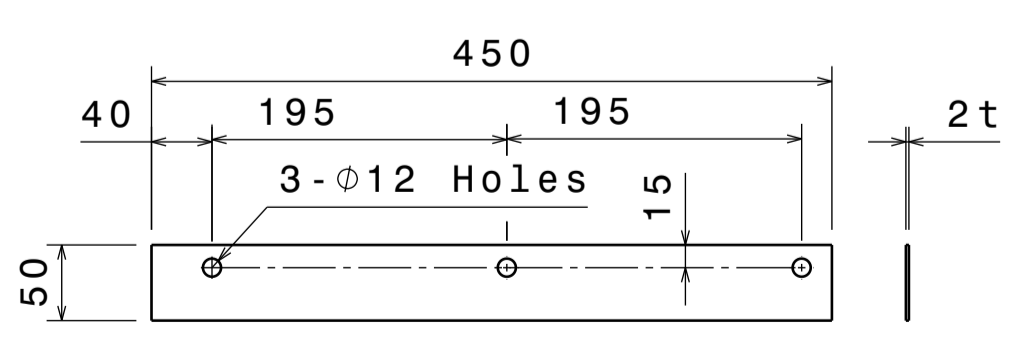
LWR LABY 1 / 2 1



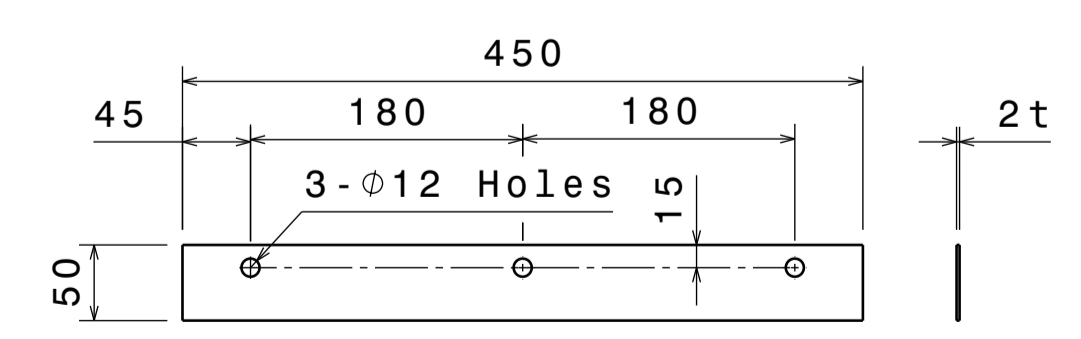
LWR LABY 1 / 2 2



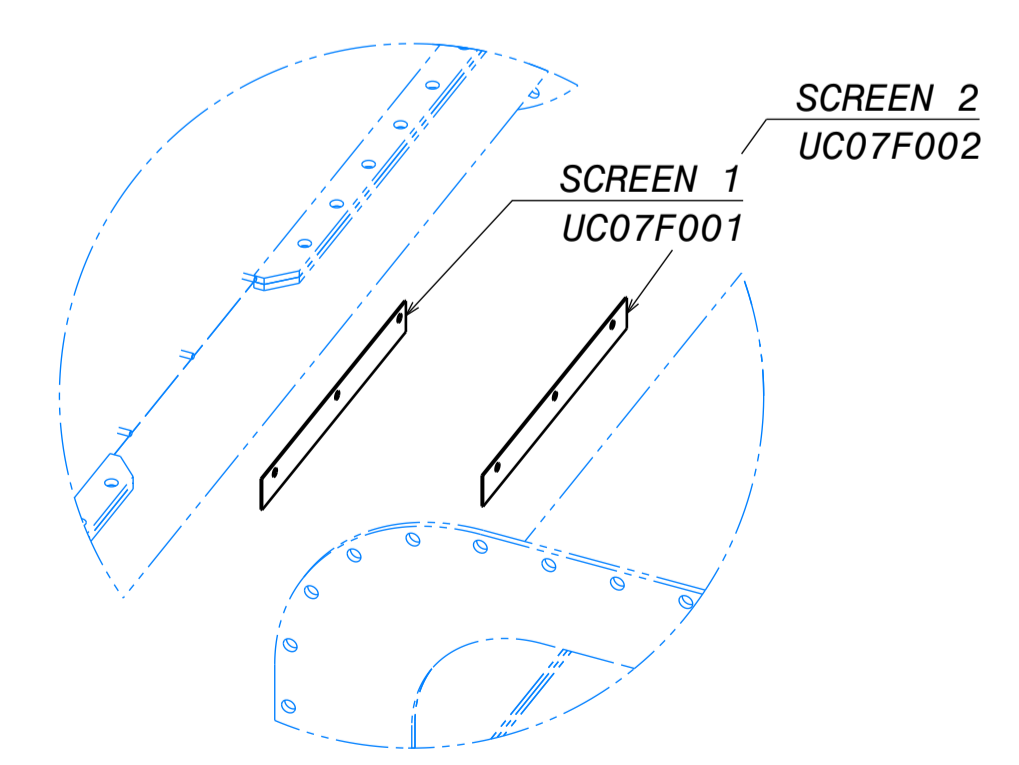
LWR LABY 1 / 2 3



SCREEN 1
Scale: 1:5



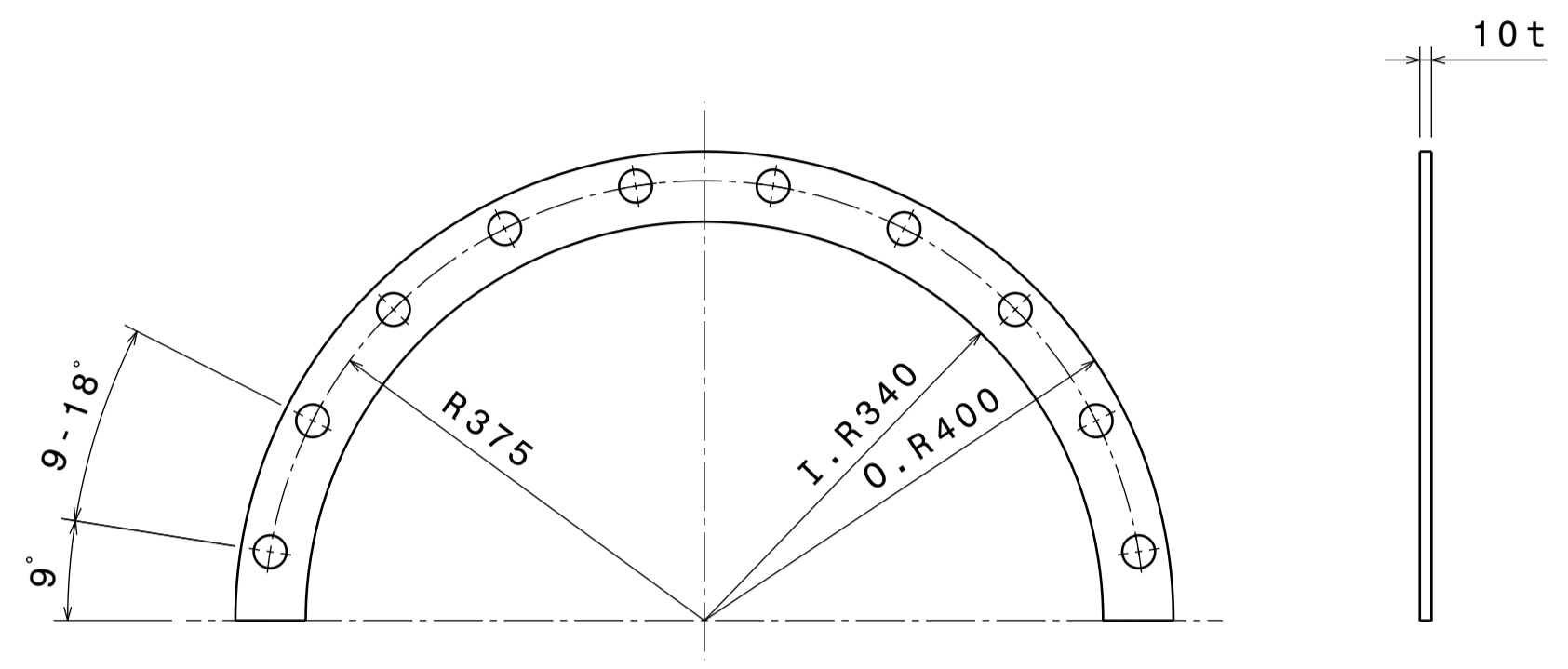
SCRREN 2
Scale: 1:5



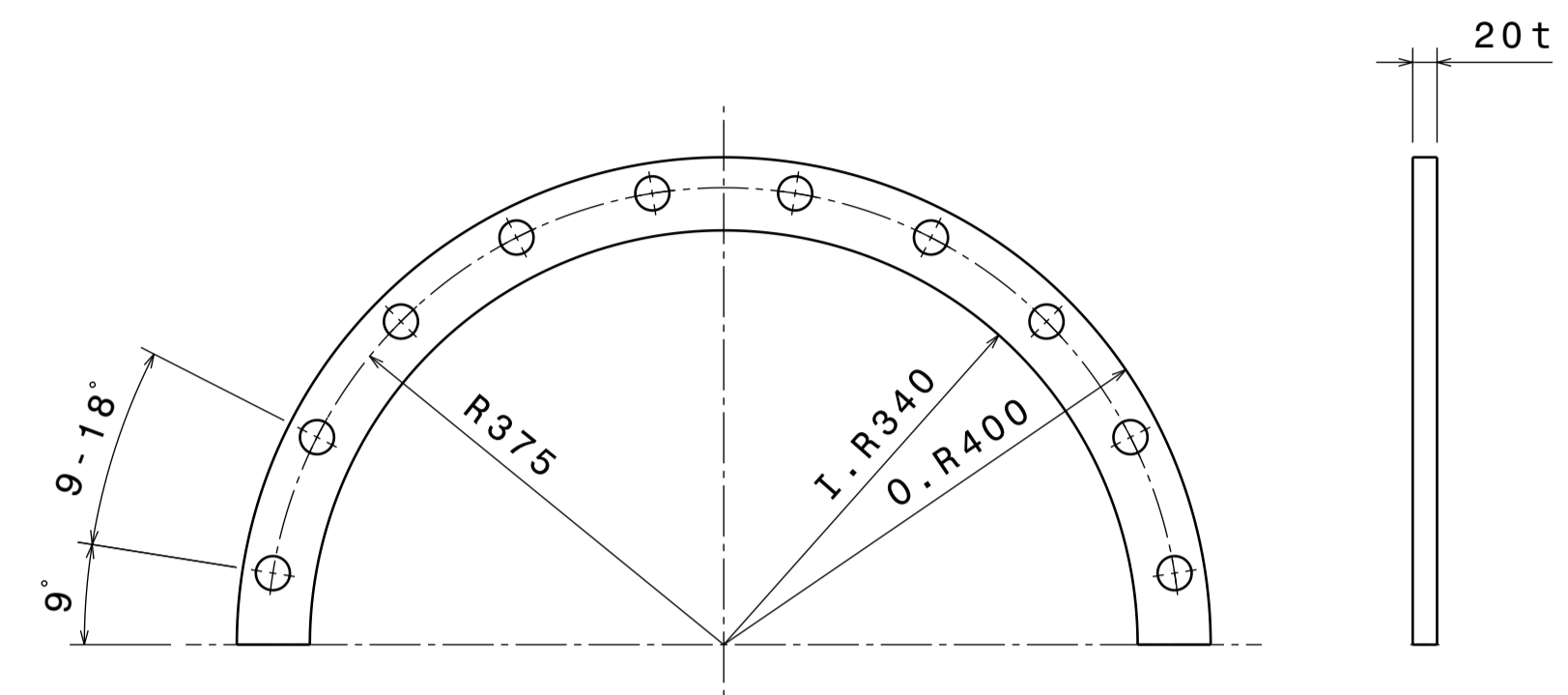
ISOMETRIC VIEW
Scale: 1:10

PART NO	NAME	MATERIAL	TYPE	DESCRIPTION	Q'TY	WEIGHT
UC07F008	LABYRINTH SCREEN 3	SS316	PLATE	0.3x30x141	1	
UC07F007	LABYRINTH SCREEN 2	SS316	PLATE	0.3x30x141	1	
UC07F006	LABYRINTH SCREEN 1	SS316	PLATE	3x30x56.4	1	
UC07F005	LABYRINTH SCREEN 3	SS316	PLATE	0.3x30x141	1	
UC07F004	LABYRINTH SCREEN 2	SS316	PLATE	0.3x30x141	1	
UC07F003	LABYRINTH SCREEN 1	SS316	PLATE	3x30x56.4	1	
UC07F002	SCREEN 2	SS316	PLATE	2x50x450	1	
UC07F001	SCREEN 1	SS316	PLATE	2x50x450	1	
UC07FU03	LWR LABY 2 3	SS316	PLATE	6x440x880	1	
UC07FU02	LWR LABY 2 2	SS316	PLATE	104x354x708	1	
UC07FU01	LWR LABY 2 1	SS316	PLATE	104x440x880	1	
UC07FT03	LWR LABY 1 3	SS316	PLATE	6x440x880	1	
UC07FT02	LWR LABY 1 2	SS316	PLATE	104x354x708	1	
UC07FT01	LWR LABY 1 1	SS316	PLATE	104x440x880	1	
UC07FN03	LABY LWR 3	SS316	PLATE	141x360.5x721	1	
UC07FN02	LABY LWR 2	SS316	PLATE	141x466.5x933	1	
UC07FN01	LABY LWR 1	SS316	PLATE	3x496.5x993	1	
UC07FM03	LABY UPR 3	SS316	PLATE	141x360.5x721	1	
UC07FM02	LABY UPR 2	SS316	PLATE	141x466.5x933	1	
UC07FM01	LABY UPR 1	SS316	PLATE	3x496.5x993	1	
UC07FF03	LABY LWR 3	SS316	PLATE	141x360.5x721	1	
UC07FF02	LABY LWR 2	SS316	PLATE	141x466.5x933	1	
UC07FF01	LABY LWR 1	SS316	PLATE	3x496.5x993	1	
UC07FE03	LABY UPR 3	SS316	PLATE	141x360.5x721	1	
UC07FE02	LABY UPR 2	SS316	PLATE	141x466.5x933	1	
UC07FE01	LABY UPR 1	SS316	PLATE	3x496.5x993	1	

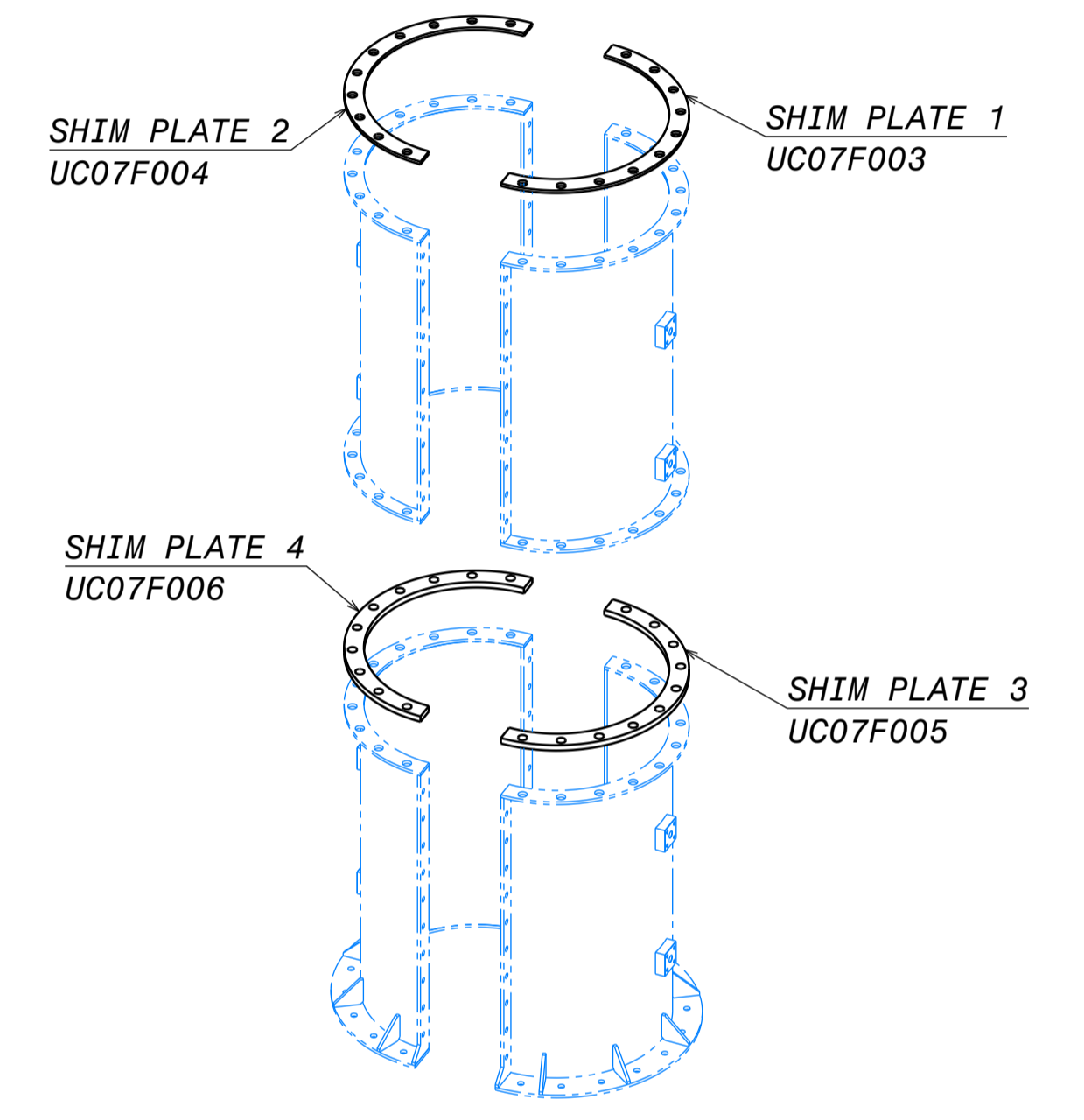
BILL OF MATERIAL					
APP: Y.K. KANG	DES: D.K. KANG	PROJECT: ITER THERMAL SHIELD MANUFACTURE	SFA		
CHK: K.S. LIM	DES: K.W. NAM	DRAWING NUMBER: 2701UC-M501-OFD-08-M0	ITER Organization		
APP: S.M. PARK	DES: K.O. KANG	ITER Organization			
REV: W6FX4H	REV: UJDUQD	REV: CORDIEJ	Thermal Shields Upper Cryostat TS Upper CTS Cylinder		
DATE: 17 Oct 23	SCALE: MD	PP: NOHC	UCTS_CYL_D_FEED_SHR_DRW_2 FEEDTHROUGH SHROUD (VAR-D) LABYRINTH & SCREEN		
DRAWN BY: AT	SCALE: 1:10	PP: DD	LEEC7	DRAWING NUMBER: 014943 REVISION: --- DR STATUS: DD	
THIRD ANGLE PROJECTION	09	15	27,01 UC	014943	




SHIM PLATE 1 / 2



SHIM PLATE 3 / 4

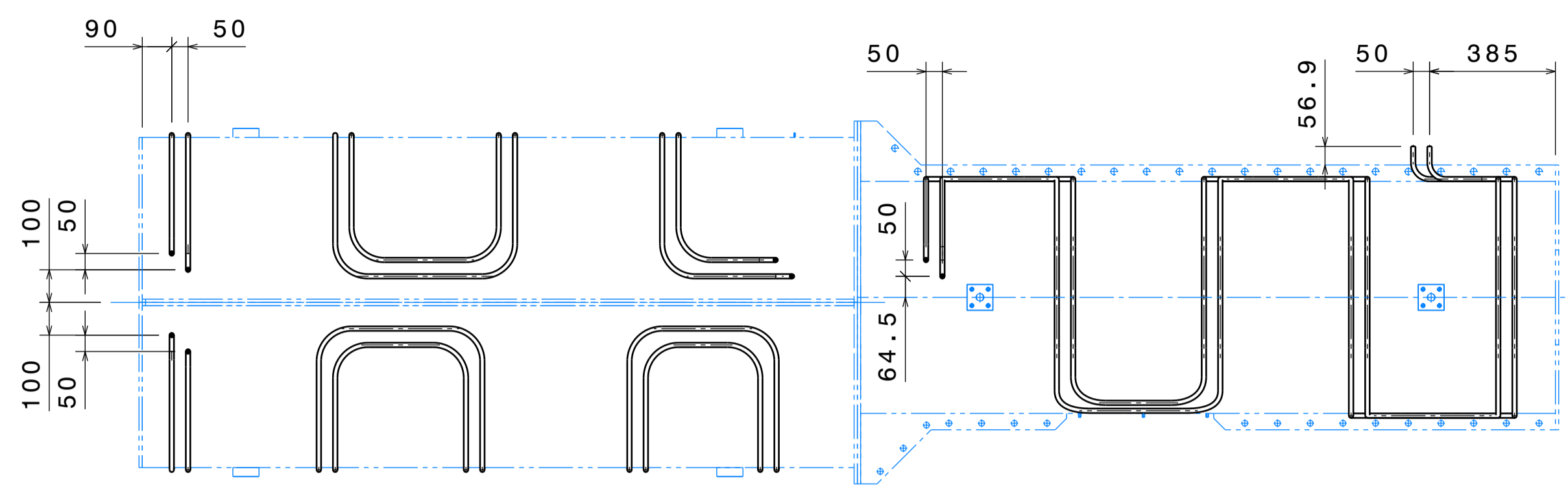


ISOMETRIC VIEW
Scale: 1:20

APP Y.K. KANG	REP D.K. KANG	PROJECT ITER THERMAL SHIELD MANUFACTURE	SFA
CHK K.S. LIM	QC DA K.W. NAM	DRAWING NUMBER - K001	
CHK S.M. PARK	CHK K.O. KANG	2701UC-M501-0FD-09-M0	
DRW DOC ID W6FX4H	RELEASED BY CORDIEJ	ITER Organization	
LINERD SVS FT ID UJDUQD	APPROVED BY ORLANDS		
CHKD BY DOMBROI	CONTROLLED BY NOHC		
PRJ TITLE Thermal Shields Upper Cryostat TS Upper CTS Cylinder	DRW DATE 17 Oct 23	SCALE 1:6	DRW STATUS DD
DRW BY LEEC7	DRW BY LEEC7	DRW TITLE UCTS_CYL_D_FEED_SHR_DRW_2 FEEDTHROUGH SHROUD (VAR-D) SHIM PLATE	DRW NUMBER 014943
THIRD ANGLE PROJECTION	10	15	27,01 UC
			REVISION --- DD

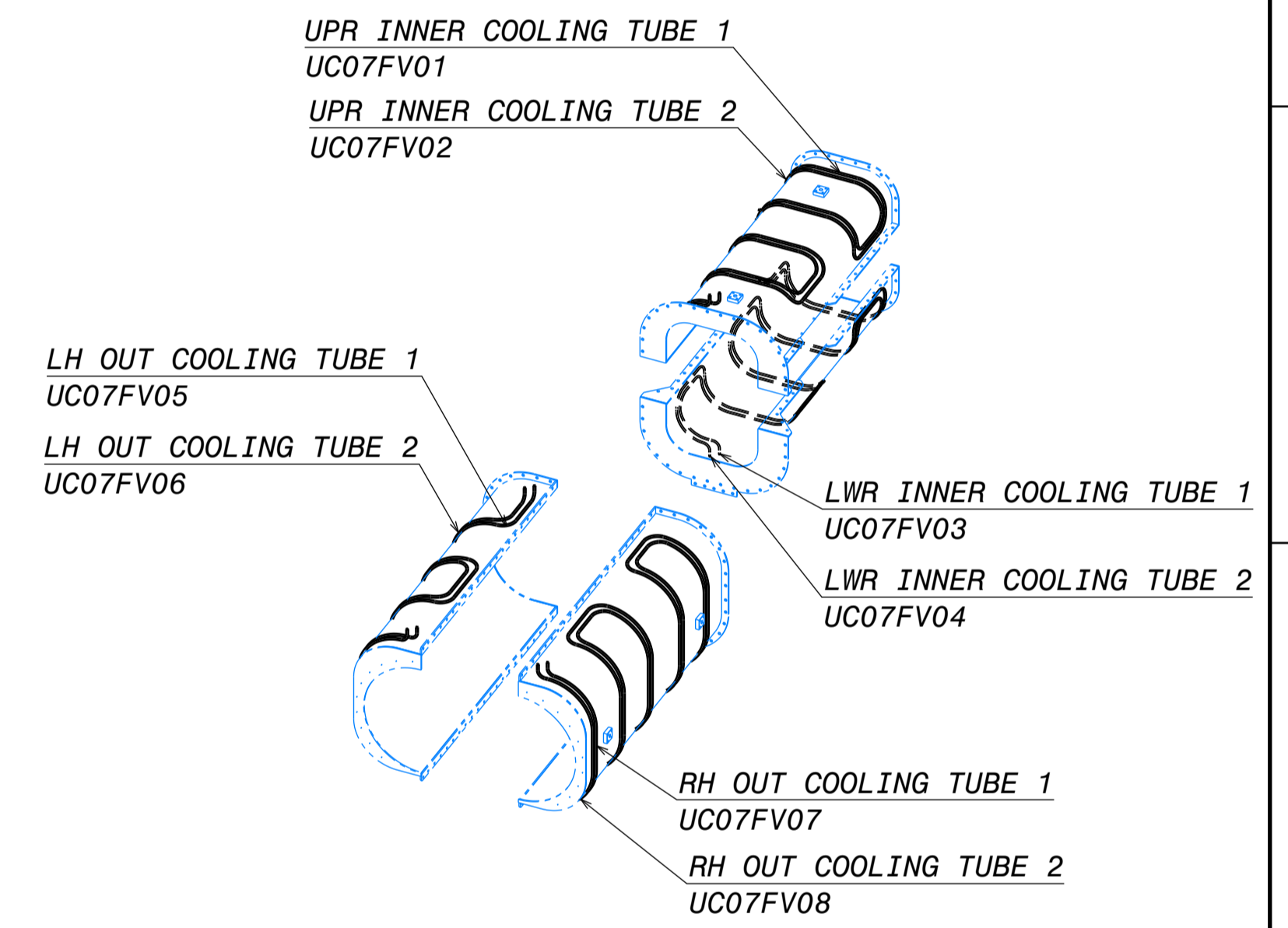
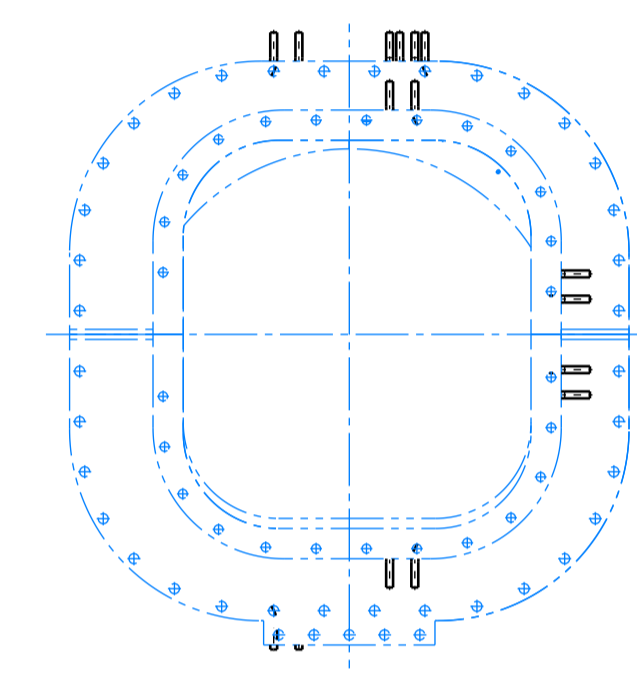
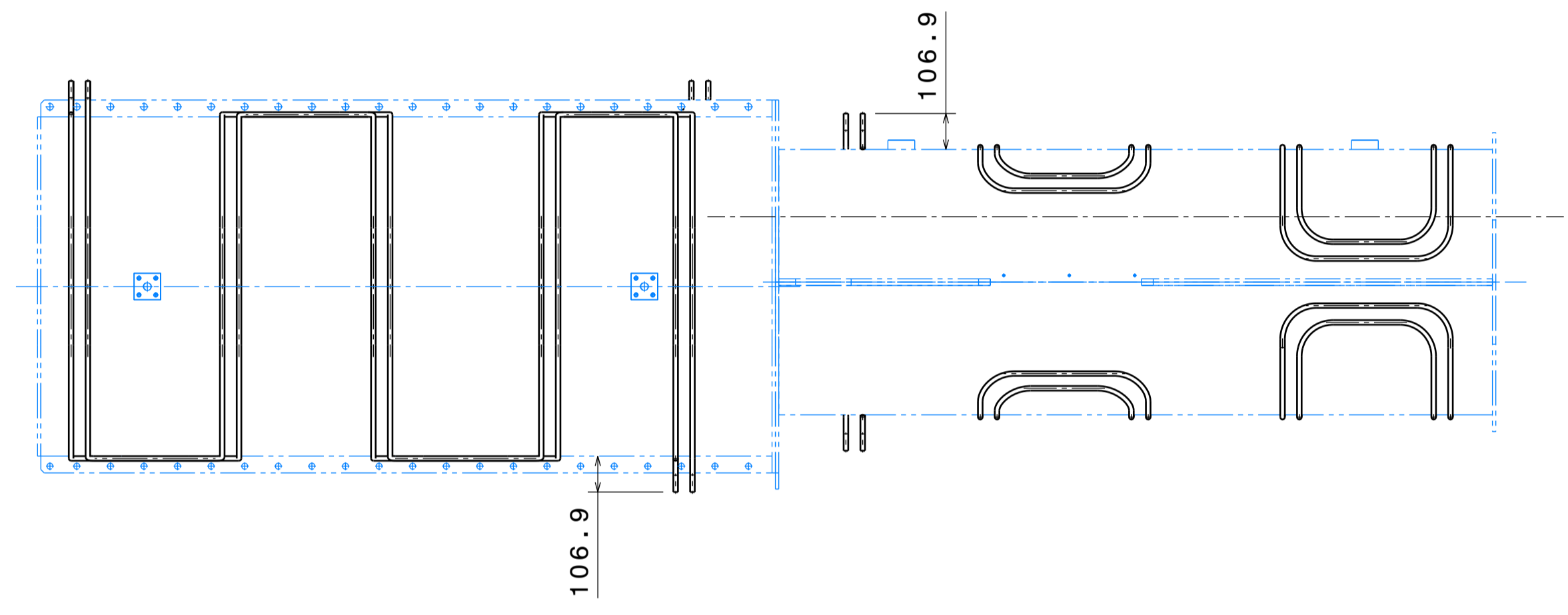
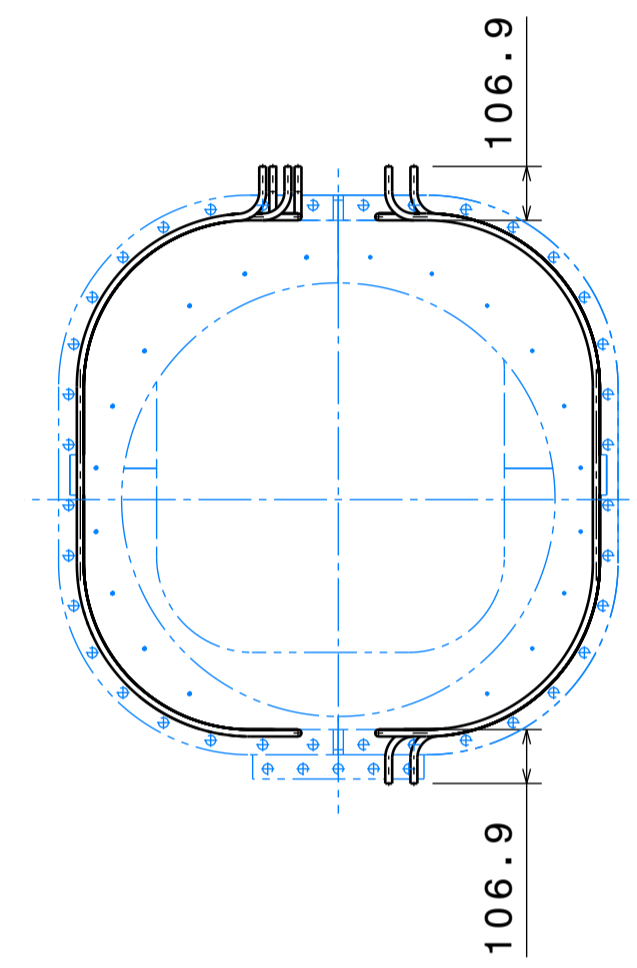
Spacereservation for the banner

Spacereservation for the banner

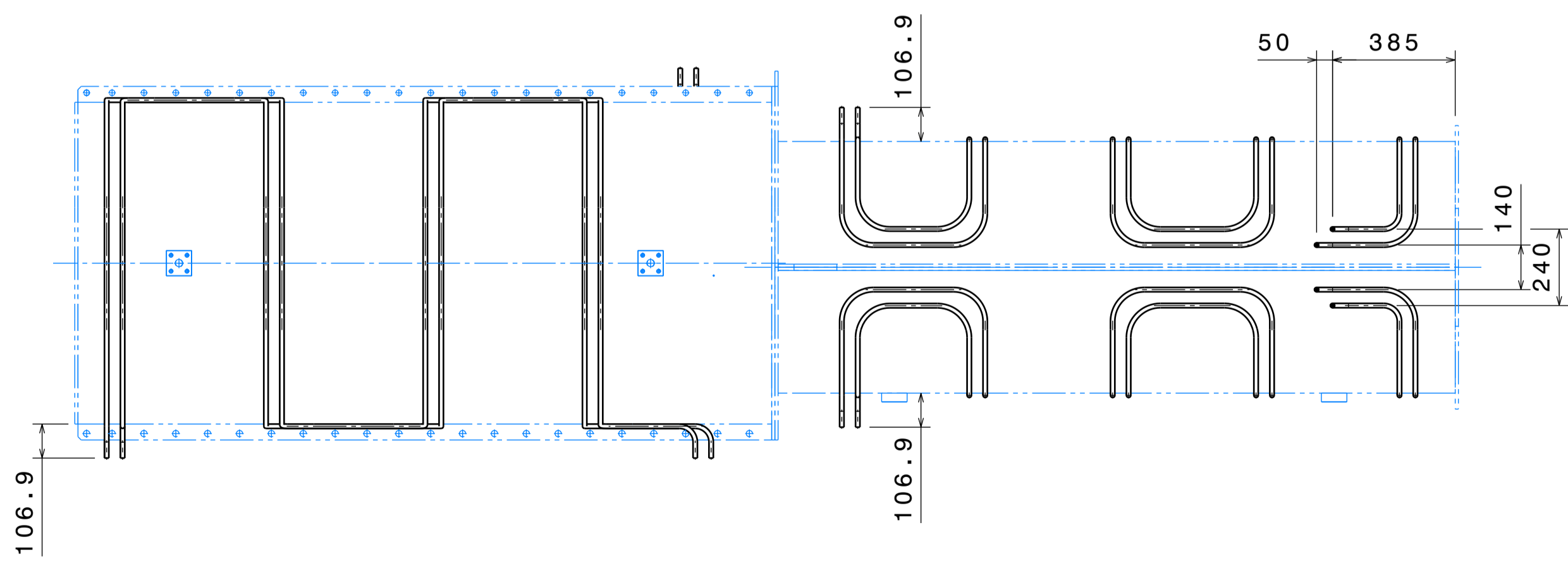
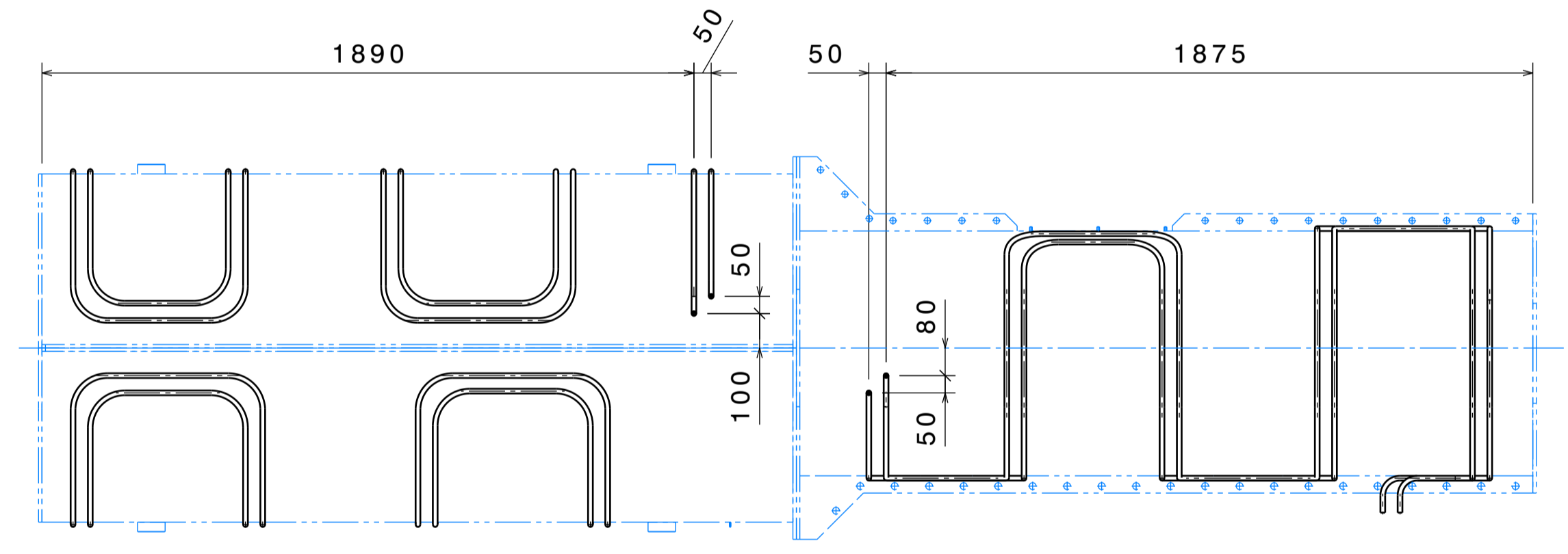


Note

1. All dimensions are shown in millimeters unless otherwise noted.
2. Refer to the shape of 3D modeling in order to do the final machining of this drawing.



ISOMETRIC VIEW
Scale: 1:40

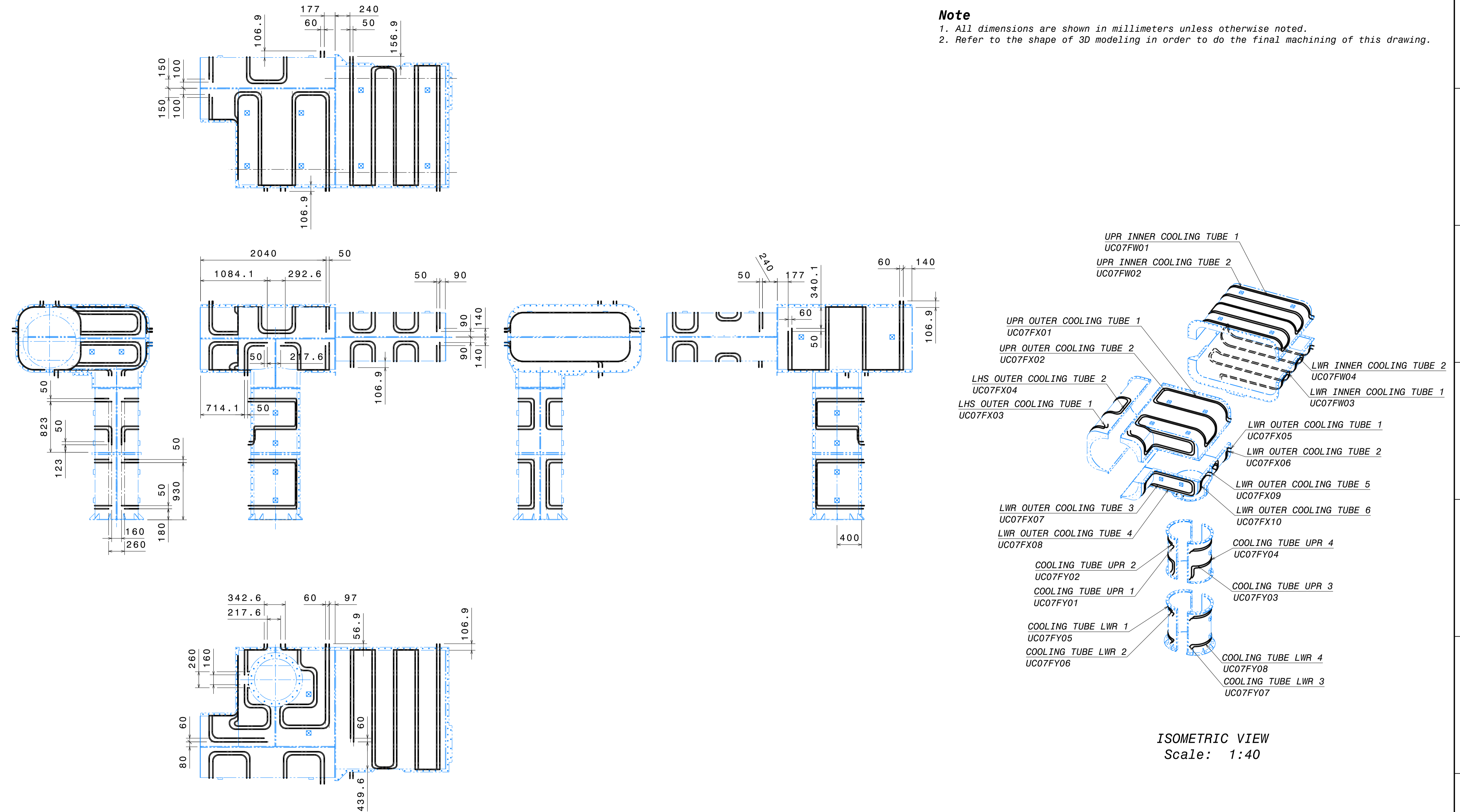


CS2U COOLING TUBE ARRANGEMENT

PART NO	NAME	MATERIAL	TYPE	DESCRIPTION	Q'TY	WEIGHT
UC07FV08	RH OUT COOLING TUBE 2	SS TP304L	TUBE	O.D 13.7 x 2.24t x 8m	1	
UC07FV07	RH OUT COOLING TUBE 1	SS TP304L	TUBE	O.D 13.7 x 2.24t x 8m	1	
UC07FV06	LH OUT COOLING TUBE 2	SS TP304L	TUBE	O.D 13.7 x 2.24t x 8m	1	
UC07FV05	LH OUT COOLING TUBE 1	SS TP304L	TUBE	O.D 13.7 x 2.24t x 8m	1	
UC07FV04	LWR INNER COOLING TUBE 2	SS TP304L	TUBE	O.D 13.7 x 2.24t x 6.4m	1	
UC07FV03	LWR INNER COOLING TUBE 1	SS TP304L	TUBE	O.D 13.7 x 2.24t x 6.4m	1	
UC07FV02	UPR INNER COOLING TUBE 2	SS TP304L	TUBE	O.D 13.7 x 2.24t x 6.4m	1	
UC07FV01	UPR INNER COOLING TUBE 1	SS TP304L	TUBE	O.D 13.7 x 2.24t x 6.4m	1	

BILL OF MATERIAL					
APP: Y.K. KANG	APP: D.K. KANG	PROJECT: ITER THERMAL SHIELD MANUFACTURE		SFA	
CHK: K.S. LIM	CHK: K.W. NAM	DRAWING NUMBER: 2701UC-M501-OFD-10-M0		ITER Organization	
APP: S.M. PARK	APP: K.O. KANG	ITER Organization			
DESIGN TITLE: Thermal Shields Upper Cryostat TS Upper CTS Cylinder	RELEASED BY: W6FX4H	CONTROLLED BY: NOHC	DRAWING TITLE: UCTS_CYL_D_FEED_SHR_DRW_2 FEEDTHROUGH SHROUD (VAR-D) CS2U COOLING TUBE		
REV DATE: 17 Oct 23	REV: MD	REV STATUS: DD	DRAWING NUMBER: 014943		
SHEET FORMAT: A1	SCALE: 1:15	DESIGNER: LEEC7	REVISION: --- DD		
THIRD ANGLE PROJECTION	11	15	27,01 UC	014943	

Note
 1. All dimensions are shown in millimeters unless otherwise noted.
 2. Refer to the shape of 3D modeling in order to do the final machining of this drawing.



PF3 SHROUD COOLING TUBE ARRANGEMENT

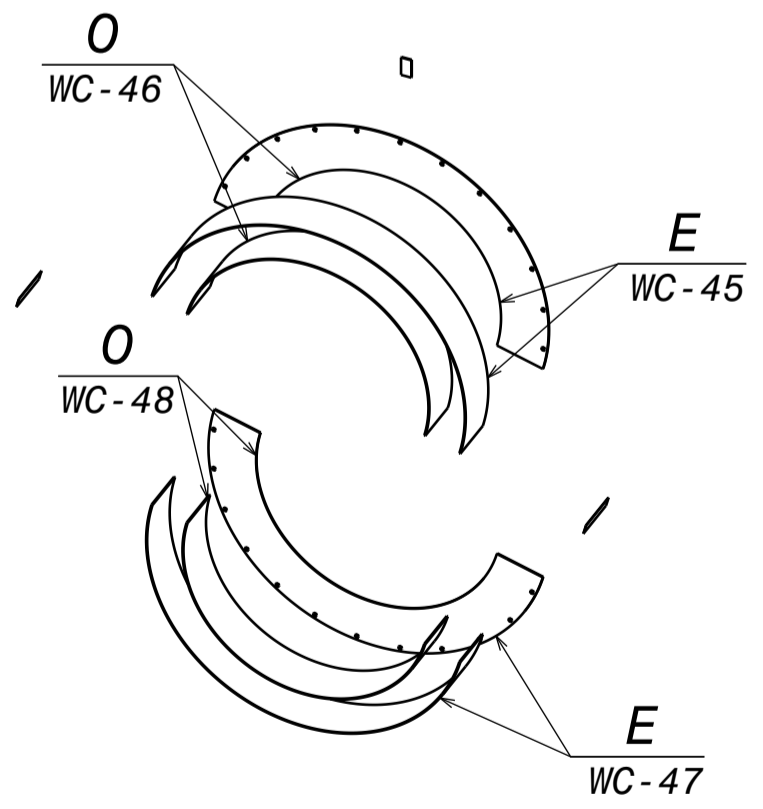
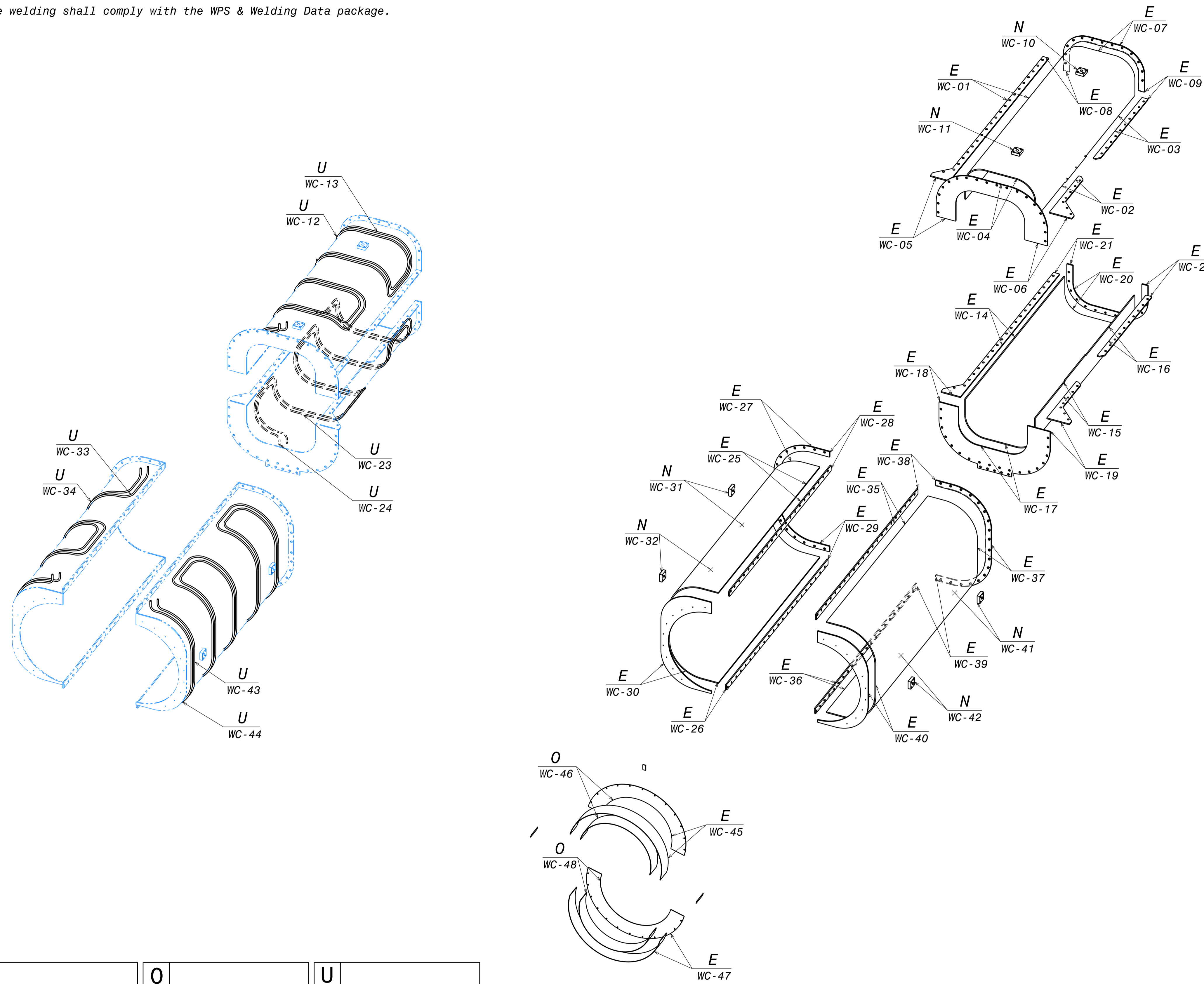
PART NO	NAME	MATERIAL	TYPE	DESCRIPTION	Q'TY	WEIGHT	PART NO	NAME	MATERIAL	TYPE	DESCRIPTION	Q'TY	WEIGHT
UC07FY08	COOLING TUBE LWR 4	SS TP304L	TUBE	O.D 13.7 x 2.24t x 2.7m	1		UC07FX07	LWR OUTER COOLING TUBE 3	SS TP304L	TUBE	O.D 13.7 x 2.24t x 6m	1	
UC07FY07	COOLING TUBE LWR 3	SS TP304L	TUBE	O.D 13.7 x 2.24t x 2.7m	1		UC07FX06	LWR OUTER COOLING TUBE 2	SS TP304L	TUBE	O.D 13.7 x 2.24t x 4.7m	1	
UC07FY06	COOLING TUBE LWR 2	SS TP304L	TUBE	O.D 13.7 x 2.24t x 2.7m	1		UC07FX05	LWR OUTER COOLING TUBE 1	SS TP304L	TUBE	O.D 13.7 x 2.24t x 5m	1	
UC07FY05	COOLING TUBE LWR 1	SS TP304L	TUBE	O.D 13.7 x 2.24t x 2.7m	1		UC07FX04	LHS OUTER COOLING TUBE 2	SS TP304L	TUBE	O.D 13.7 x 2.24t x 7.5m	1	
UC07FY04	COOLING TUBE UPR 4	SS TP304L	TUBE	O.D 13.7 x 2.24t x 2.6m	1		UC07FX03	LHS OUTER COOLING TUBE 1	SS TP304L	TUBE	O.D 13.7 x 2.24t x 7.5m	1	
UC07FY03	COOLING TUBE UPR 3	SS TP304L	TUBE	O.D 13.7 x 2.24t x 2.6m	1		UC07FX02	UPR OUTER COOLING TUBE 2	SS TP304L	TUBE	O.D 13.7 x 2.24t x 10.3m	1	
UC07FY02	COOLING TUBE UPR 2	SS TP304L	TUBE	O.D 13.7 x 2.24t x 2.6m	1		UC07FX01	UPR OUTER COOLING TUBE 1	SS TP304L	TUBE	O.D 13.7 x 2.24t x 10.3m	1	
UC07FY01	COOLING TUBE UPR 1	SS TP304L	TUBE	O.D 13.7 x 2.24t x 2.6m	1		UC07FW04	LWR INNER COOLING TUBE 2	SS TP304L	TUBE	O.D 13.7 x 2.24t x 12m	1	
UC07FX10	LWR OUTER COOLING TUBE 6	SS TP304L	TUBE	O.D 13.7 x 2.24t x 1.1m	1		UC07FW03	LWR INNER COOLING TUBE 1	SS TP304L	TUBE	O.D 13.7 x 2.24t x 12m	1	
UC07FX09	LWR OUTER COOLING TUBE 5	SS TP304L	TUBE	O.D 13.7 x 2.24t x 1.3m	1		UC07FW02	UPR INNER COOLING TUBE 2	SS TP304L	TUBE	O.D 13.7 x 2.24t x 12.7m	1	
UC07FX08	LWR OUTER COOLING TUBE 4	SS TP304L	TUBE	O.D 13.7 x 2.24t x 6.1m	1		UC07FW01	UPR INNER COOLING TUBE 1	SS TP304L	TUBE	O.D 13.7 x 2.24t x 12.7m	1	

BILL OF MATERIAL						BILL OF MATERIAL					
1	2	3	4	5	6	10	11	12	13	14	15

APP Y.K. KANG	APP D.K. KANG	PROJECT ITER THERMAL SHIELD MANUFACTURE	SFA
CHK K.S. LIM	CHK K.W. NAM	DRAWING NUMBER - K0000 2701UC-M501-OFD-11-M0	
DES S.M. PARK	DES K.O. KANG	ITER Organization	
DWG DOC ID W6FX4H		RELEASED BY CORDIEJ	
LINED BY UJDUQD		APPROVED BY ORLANDS	
THERMAL SHIELDS Upper Cryostat TS Upper CTS Cylinder		CHECKED BY DOMBROI	
REV DATE 17 Oct 23	REV REASON MD	CONTROLLED BY NOHC	DRAWING TITLE UCTS_CYL_D_FEED_SHR_DRW_2 FEEDTHROUGH SHROUD (VAR-D) PF3 SHROUD COOLING TUBE
SHEET POINT A1	SCALE 1:30	PP STATUS DD	LEEC7
THIRD ANGLE PROJECTION		SHEET 12 OF 15	

Note

1. The information for the welding shall comply with the WPS & Welding Data package.



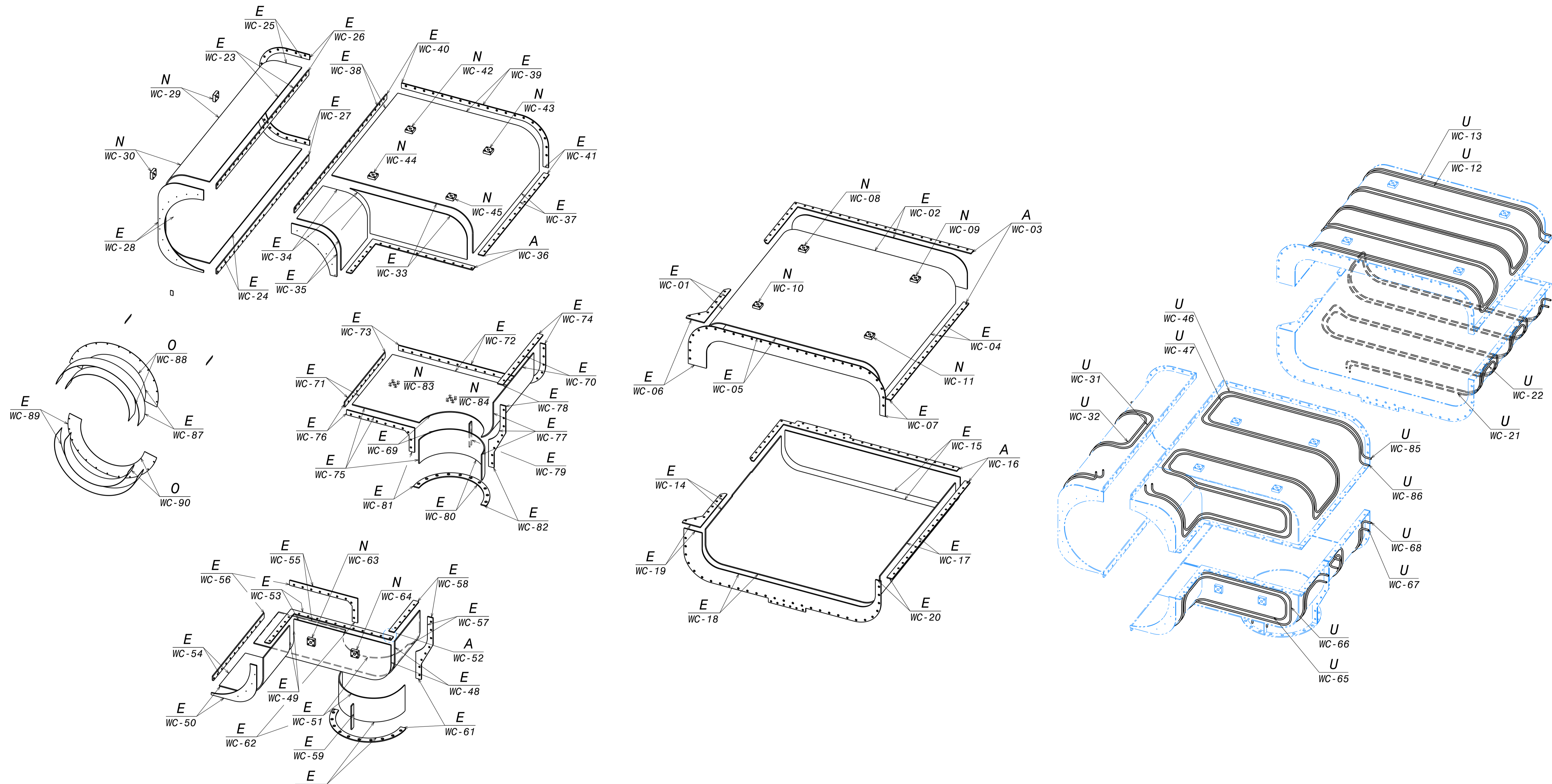
CS2U FEEDTHROUGH SHROUD WELD JOINT

E 		N 		O 		U 	
JOINT NO.	SEE. WELDING DATA PACKAGE	JOINT NO.	SEE. WELDING DATA PACKAGE	JOINT NO.	SEE. WELDING DATA PACKAGE	JOINT NO.	SEE. WELDING DATA PACKAGE
WPS NO.	A-T-0808-003(004,005)	WPS NO.	A-T-0808-003(004,005)	WPS NO.	A-T-0808-003(004,005)	WPS NO.	A-T-0808-003(004,005)
NDE	SEE. WELDING DATA PACKAGE	NDE	SEE. WELDING DATA PACKAGE	NDE	SEE. WELDING DATA PACKAGE	NDE	SEE. WELDING DATA PACKAGE

APP Y.K. KANG	REP D.K. KANG	PROJECT ITER THERMAL SHIELD MANUFACTURE	
CHK K.S. LIM	CHK K.W. NAM	DRAWING NUMBER - K001	
APP S.M. PARK	CHK K.O. KANG	2701UC-M501-0FD-12-M0	
ISSN DOC ID W6FX4H	RELEASED BY CORDIEJ	ITER Organization	
LINERD RVS PP ID UJDUQD	APPROVED BY ORLANDS		
Thermal Shields Upper Cryostat TS Upper CTS Cylinder		DRAWING TITLE UCTS_CYL_D_FEED_SHR_DRW_2 FEEDTHROUGH SHROUD (VAR-D) CS2U WELDING DETAIL	
REV DATE 17 Oct 23	PP MODIFITY MD	PP VERSION NOHC	
DRAWN BY AT	SCALE 1:20	PP STATUS DD	LEEC7
THIRD ANGLE PROJECTION	SHEET 13 15 27,01 UC		DRAWING NUMBER 014943
		REVISION	OR STATUS
		---	DD

Note

1. The information for the welding shall comply with the WPS & Welding Data package.



PF3 FEEDTHROUGH SHROUD WELD JOINT

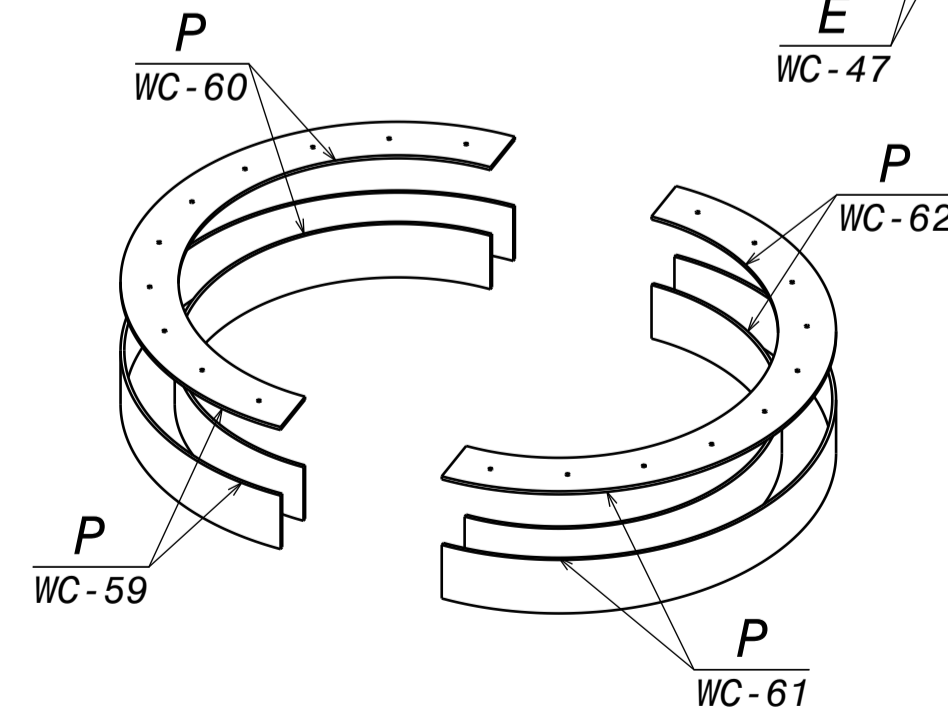
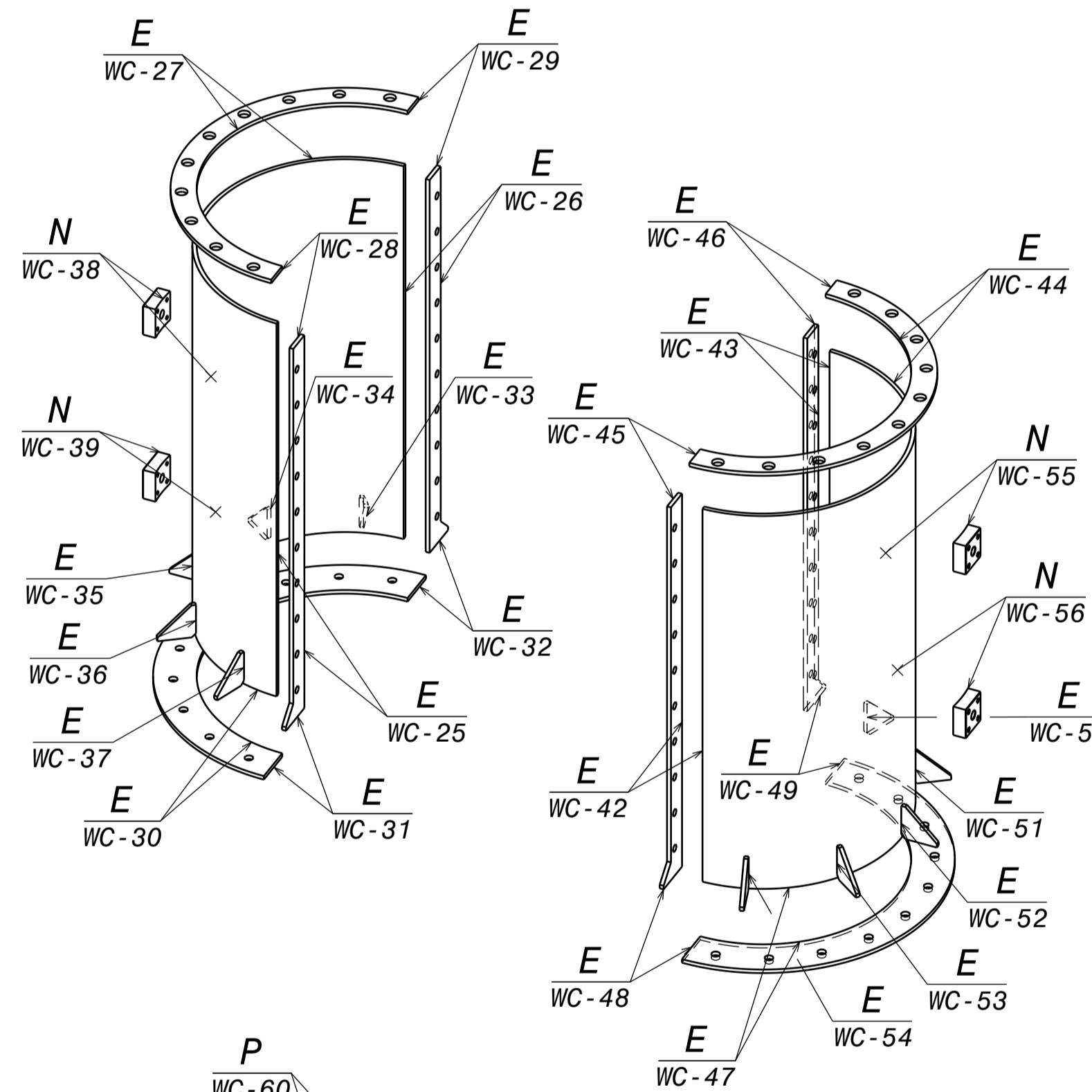
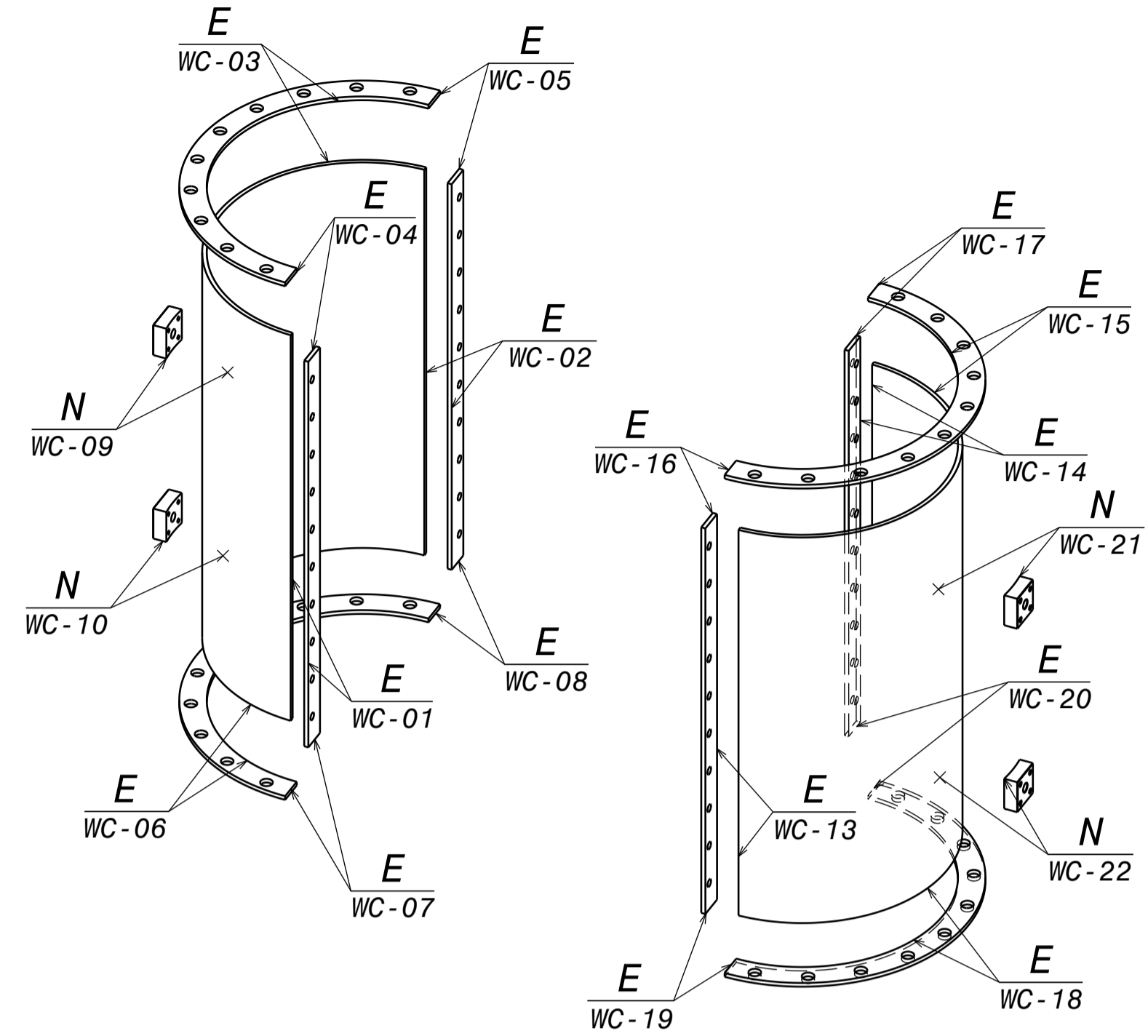
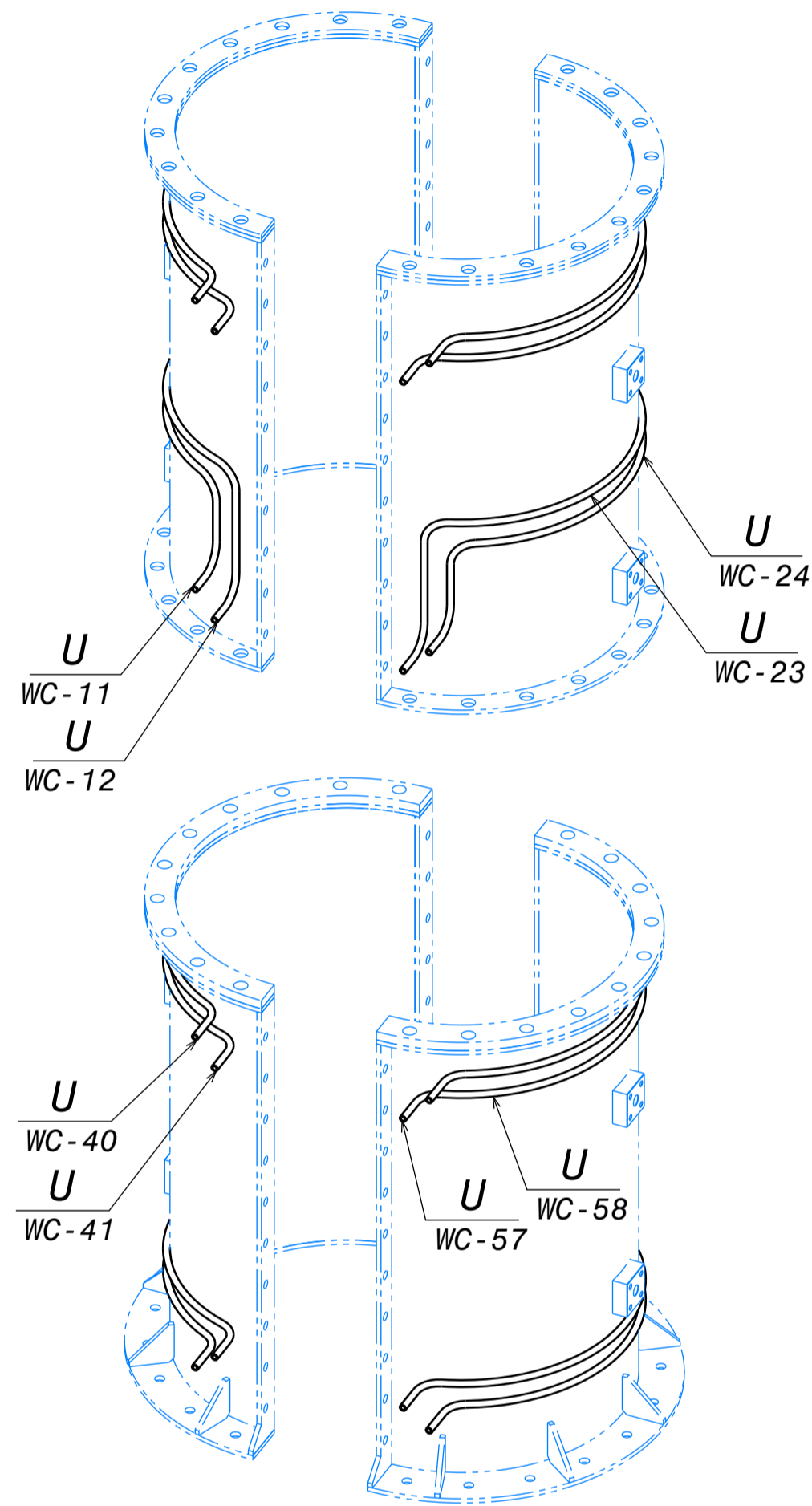
A		E		N		O		U	
JOINT NO.	SEE. WELDING DATA PACKAGE	JOINT NO.	SEE. WELDING DATA PACKAGE	JOINT NO.	SEE. WELDING DATA PACKAGE	JOINT NO.	SEE. WELDING DATA PACKAGE	JOINT NO.	SEE. WELDING DATA PACKAGE
WPS NO.	A-T-0808-003(004,005)	WPS NO.	A-T-0808-003(004,005)	WPS NO.	A-T-0808-003(004,005)	WPS NO.	A-T-0808-003(004,005)	WPS NO.	A-T-0808-003(004,005)
NDE	SEE. WELDING DATA PACKAGE	NDE	SEE. WELDING DATA PACKAGE	NDE	SEE. WELDING DATA PACKAGE	NDE	SEE. WELDING DATA PACKAGE	NDE	SEE. WELDING DATA PACKAGE

APP: Y.K. KANG	REP: D.K. KANG	PROJECT: ITER THERMAL SHIELD MANUFACTURE	SFA
CHK: K.S. LIM	CO. DRA: K.W. NAM	DRAWING NUMBER: 2701UC-M501-OFD-13-M0	iter
DR: S.M. PARK	CHK: K.O. KANG	ITER Organization	
REV DATE: 17 Oct 23	REV: MD	PP: NOHC	DRAWING TITLE: UCTS_CYL_D_FEED_SHR_DRAW_2 FEEDTHROUGH SHROUD (VAR-D) PF3 SHROUD WELDING DETAIL - 1/2
SHEET POINT: A1	SCALE: 1:20	PP STATUS: DD	LEEC7
THIRD ANGLE PROJECTION	14	15	27.01 UC
			014943

Spacereservation for the banner

Note

1. The information for the welding shall comply with the WPS & Welding Data package.



PF3 PROTECTION SHROUD WELD JOINT

E		N		P		U	
JOINT NO.	SEE. WELDING DATA PACKAGE	JOINT NO.	SEE. WELDING DATA PACKAGE	JOINT NO.	SEE. WELDING DATA PACKAGE	JOINT NO.	SEE. WELDING DATA PACKAGE
WPS NO.	A-T-0808-003(004,005)	WPS NO.	A-T-0808-003(004,005)	WPS NO.	A-T-0808-003(004,005)	WPS NO.	A-T-0808-003(004,005)
NDE	SEE. WELDING DATA PACKAGE	NDE	SEE. WELDING DATA PACKAGE	NDE	SEE. WELDING DATA PACKAGE	NDE	SEE. WELDING DATA PACKAGE

APP Y.K. KANG	APP D.K. KANG	PROJECT ITER THERMAL SHIELD MANUFACTURE	SFA
CHK K.S. LIM	CHK K.W. NAM	DRAWING NUMBER - K001	
CHK S.M. PARK	CHK K.O. KANG	2701UC-M501-0FD-14-M0	
REV DATE	REV DATE	REV DATE	
17 Oct 23	MD	NOHC	
SCALE	1:12	DD	
15	15	27,01 UC	
ITER Organization			
Upper Cryostat TS		UCTS_CYL_D_FEED_SHR_DRW_2	
Upper CTS Cylinder		FEEDTHROUGH SHROUD (VAR-D)	
		PF3 SHROUD WELDING DETAIL - 2/2	
15		014943	
15		DD	